

**TOGO**

**Programme Elargi de Vaccination, Ministère de la Santé et de la Protection Sociale**

**Evaluation de la Campagne de Vaccination Contre la  
Rougeole dans les Regions Plateaux et Centrale du Togo (2015)**

**Study Documentation**

December 4, 2015

## Metadata Production

<b>Metadata Producer(s)</b>	Programme Elargi de Vaccination (PEV) , Ministère de la Santé et de la Protection Sociale , Responsable de l'enquête Sena Y. FEDA , Ministère de la Santé et de la Protection Sociale , Producteur de métadonnées
<b>Production Date</b>	December 30, 2015
<b>Version</b>	version 1.1 (Novembre 2015) Première version de documentation du ECVCRRPC 2015
<b>Identification</b>	DDI-TGO-PEV-ECVCRRPC-2015-001

# Table of Contents

<a href="#">Overview</a>	4
<a href="#">Scope &amp; Coverage</a>	4
<a href="#">Producers &amp; Sponsors</a>	5
<a href="#">Sampling</a>	5
<a href="#">Data Collection</a>	6
<a href="#">Data Processing &amp; Appraisal</a>	7
<a href="#">Accessibility</a>	7
<a href="#">Rights &amp; Disclaimer</a>	8
<a href="#">Files Description</a>	9
<a href="#">Ménages</a>	9
<a href="#">Enfant</a>	9
<a href="#">Centre de Santé</a>	10
<a href="#">District</a>	10
<a href="#">Région</a>	11
<a href="#">Variables List</a>	12
<a href="#">Ménages</a>	12
<a href="#">Enfant</a>	13
<a href="#">Centre de Santé</a>	14
<a href="#">District</a>	18
<a href="#">Région</a>	22
<a href="#">Variables Description</a>	27
<a href="#">Ménages</a>	28
<a href="#">Enfant</a>	41
<a href="#">Centre de Santé</a>	49
<a href="#">District</a>	77
<a href="#">Région</a>	113

## Evaluation de la Campagne de Vaccination Contre la Rougeole dans les Regions Plateaux et Centrale du Togo (2015) (ECVCRRPC 2015)

*Aucun*

Overview	
<b>Type</b>	Autres enquêtes ménages sur la santé [hh/hea]
<b>Identification</b>	TGO-PEV-ECVCRRPC-2015-001
<b>Version</b>	Production Date: 2015-07-30 Version des données appurées. <u>Notes</u> Aucun
<b>Series</b>	Cette enquête est normalement réalisé après chaque campagne de vaccination contre la rougeole.
<b>Abstract</b>	
<p>Le Togo a organisé, du 26 janvier au 1er février 2015, une campagne de vaccination des enfants de 9 mois à moins de 10 ans contre la rougeole dans 2 régions (Plateaux et Centrale) sur les 6 que compte le pays. Il s'agissait de la deuxième phase de la campagne, la première avait pris en compte les 4 régions les plus touchées par les épidémies de rougeole, en novembre 2013. Des estimations précises de la couverture vaccinale post campagne de cette deuxième phase dans une approche globale contribuent à tirer des leçons pour une amélioration des pratiques pour les futures campagnes, l'identification des groupes de populations non vaccinés ainsi que les raisons de non vaccination.</p> <p>L'Objectif est d'Évaluer le processus de mise en oeuvre de la campagne de vaccination de suivi contre la rougeole, y compris l'enquête de couverture vaccinale dans les 2 régions sanitaires (Plateaux et Centrale) concernées en 2015.</p> <p>La population cible était constituée des enfants âgés de 9 mois à moins de 10 ans à partir du 26 janvier 2015, date de début de la campagne de vaccination, qui résidaient dans les régions des Plateaux et Centrale.</p> <p>Au total, 1500 ménages ont été enquêtés et 3068 enfants âgés de 9 mois à moins de 10 ans ont bénéficié de l'enquête, 3 enfants dont l'âge est supérieur à 10 ans ont été exclus de l'analyse. Les résultats de l'enquête ont montré que: La couverture vaccinale, qui était de 98,7% pour l'ensemble des 2 régions, a dépassé la couverture cible de 95% prévue pour cette campagne. En outre, chacune des 2 régions a dépassé cet objectif.</p> <p>Toutes les tranches d'âge (9 mois à 2 ans ; 2 à 5 ans et de 5 à moins de 10 ans) ont obtenu une couverture vaccinale supérieure à 95% ; cependant, la tranche d'âge de 5 à moins de 10 ans a été mieux vaccinée (99,3%) que les autres tranches</p> <p>En ce qui concerne la répartition par sexe, les couvertures vaccinales étaient supérieures à 95% dans les 2 sexes et il n'y avait pas de différence de couverture entre le sexe masculin et le sexe féminin habitant dans les zones ciblées par la campagne.</p> <p>La couverture vaccinale par carte a été plus élevée dans la région Centrale (80,0%) que dans la région des Plateaux (55,1%).</p> <p>Sur les 3068 enfants enquêtés, 34 n'étaient pas vaccinés et 6 ont un statut inconnu ; ce qui équivaut à 1,3% si on considère les statuts inconnus comme des enfants non vaccinés.</p> <p>Près de 68,0% des ménages interrogés connaissaient la maladie contre laquelle elles étaient vaccinées.</p>	
<b>Kind of Data</b>	Données échantillonnées [ssd]
<b>Unit of Analysis</b>	Ménages, Enfants de 9 mois à moins 10 ans à partir du 26 janvier 2015

### Scope & Coverage

#### Scope

Les sujets abordés par rapport couverture vaccinale, rougeole, campagne de vaccination, enfants de 9 mois à moins de 10 ans, évaluation.

<b>Keywords</b>	Rougeole, vaccination, évaluation, enfants de 9 mois à moins 10 ans, immunisation, enquête
<b>Topics</b>	Santé publique [8.4]
<b>Time Period(s)</b>	2015

<b>Countries</b>	TOGO
<b>Geographic Coverage</b> L'enquête couvre les districts de la région centrale et de la région des plateaux.	
<b>Universe</b> Pour l'enquête de couverture vaccinale en Vaccin Anti Rougeoleux (VAR) : des enfants de 9 mois à 9 ans 11 mois ; Pour l'évaluation du processus de planification et de mise en œuvre de la campagne : les directeurs régionaux et préfectoraux de santé (DRS et DPS) et/ou les points focaux PEV/SIMR/Nutrition/Communication ainsi que les responsables des Centres de Santé.	

<b>Producers &amp; Sponsors</b>	
<b>Primary Investigator(s)</b>	Programme Elargi de Vaccination, Ministère de la Santé et de la Protection Sociale
<b>Other Producer(s)</b>	Division de l'Immunisation (DI) , Ministère de la Santé et de la Protection Sociale , Producteur Organisation Mondiale de la Santé (OMS) , Nations Unies , Partenaire Technique Fonds des Nations Unies pour l'Enfance (UNICEF) , Nations Unies , Partenaire Technique
<b>Funding Agency/ies</b>	Etat togolais (TGO) , Partenaire Financier Lions Clubs (LC) , Partenaire Financier Croix Rouge Togolaise (CRT) , Partenaire Financier ATPDC (ATPDC) , Partenaire Financier Les Comités de Gestions (COGES) , Partenaire Financier
<b>Other Acknowledgment(s)</b>	Dr ADJEODA Kodjovi , Consultation , Organisation Mondiale de la Santé

<b>Sampling</b>																	
<b>Sampling Procedure</b> La base de sondage est constituée par la liste exhaustive des villages et cantons avec leurs populations respectives établies par Institut National de la Statistique et des Etudes Economiques et Démographiques du Togo (INSEED), à partir des données du 4ème recensement général de la population et de l'habitat réalisé en novembre 2010. Le sondage en grappe à deux degrés stratifiés selon les régions qui permet d'estimer la couverture vaccinale à 8% près avec un intervalle de confiance de 95%, méthode classique de l'OMS pour les enquêtes de couverture vaccinale, a été utilisé. Les 2 régions enquêtées ont été subdivisées en 5 zones de sondage de 30 grappes chacune, avec une pondération permettant d'avoir une significativité régionale des résultats. Un échantillonnage de convenance a été utilisé pour l'enquête sur le processus de mise en oeuvre de la campagne qui a permis d'interviewer les responsables des structures de santé dans les régions, districts et formations sanitaires situés dans les zones de sondage.																	
<table border="1"> <thead> <tr> <th>Région</th> <th>n individus</th> <th>n ménages</th> <th>Nombre de villages/quartier</th> </tr> </thead> <tbody> <tr> <td>Plateaux</td> <td>1800</td> <td>900</td> <td>90</td> </tr> <tr> <td>Centrale</td> <td>1200</td> <td>600</td> <td>60</td> </tr> <tr> <td>Total</td> <td>3000</td> <td>1500</td> <td>150</td> </tr> </tbody> </table>		Région	n individus	n ménages	Nombre de villages/quartier	Plateaux	1800	900	90	Centrale	1200	600	60	Total	3000	1500	150
Région	n individus	n ménages	Nombre de villages/quartier														
Plateaux	1800	900	90														
Centrale	1200	600	60														
Total	3000	1500	150														
<b>Deviations from Sample Design</b> 3 enfants dont l'âge est supérieur à 10 ans ont été exclus de l'analyse.																	
<b>Response Rate</b> 100%																	
<b>Weighting</b> A renseigner																	

<b>Data Collection</b>	
<b>Data Collection Dates</b>	5 jours: start 2015-06-29 5 jours: end 2015-07-04
<b>Time Period(s)</b>	1 semaine: start 2015-01-26 1 semaine: end 2015-02-01
<b>Data Collection Mode</b>	Interview face à face [f2f]
<b>Data Collection Notes</b>	
<p>Une formation préalable des enquêteurs et des superviseurs a été réalisée pour harmoniser la pratique du recueil de données afin d'augmenter la qualité des données recueillies. Cette formation a permis de placer le cadre de cette enquête, les objectifs, la méthodologie et les résultats attendus.</p> <p>Chaque équipe a enquêté au moins 2 grappes par jour pendant 5 jours ; 36 enquêteurs et 3 superviseurs ont été déployés sur le terrain pour réaliser l'enquête.</p>	
<b>Questionnaires</b>	
<p>Deux types de questionnaires</p> <p>1- Questionnaire à l'endroit des ménages</p> <p>2- Questionnaire interview des responsables de district</p>	
<p>A- Questionnaire à l'endroit des ménages</p> <p>Le questionnaire était constitué de 3 parties :</p> <ul style="list-style-type: none"> <li>- une partie administrative pour l'identification géographique des ménages et des agents enquêteurs ;</li> <li>- la 2ème partie est destinée au chef de ménage</li> <li>- la 3ème partie est destinée aux parents des enfants âgés de 9 mois à moins de 10 ans.</li> </ul> <p>La partie administrative a permis d'identifier le nom et le numéro de la région et du district, le numéro de grappe, le numéro du ménage dans l'ordre des ménages enquêtés dans chaque grappe, ainsi que le lieu d'habitation (Urbain ou Rural). Dans le cadre de cette enquête, tous les chefs-lieux de préfecture et leurs banlieues sont considérés comme milieu urbain.</p> <p>La partie à l'endroit du chef de ménage a permis de recueillir les caractéristiques suivantes : niveau d'instruction, profession, consentement à l'enquête, nombre total de personnes dans le ménage, nombre total d'enfant de 9 mois à moins de 10 ans habitant le ménage, l'information reçue sur la campagne avant son début, les différents canaux d'information.</p> <p>La partie à l'endroit des parents d'enfants âgés de 9 mois à moins de 10 ans a permis de recueillir les informations suivantes : date de naissance et/ou l'âge révolu, le sexe de l'enquêté, la connaissance de la maladie cible de la campagne, l'information reçue sur la campagne avant son début et les différents canaux de communication, le statut vacciné ou non avec carte ou sans carte, les raisons de non vaccination, le lieu de vaccination, la notion de résidence dans les 2 régions ciblées par la campagne, la notion de Manifestation Adverse Post Immunisation (MAPI) après l'administration du vaccin, son type et la gestion de ces MAPI par les ménages.</p>	
<p>B- Questionnaire interview des responsables de district</p> <p>Trois types de questionnaires ont été utilisés pour cette partie pour l'interview des responsables des formations sanitaires, des districts et des régions.</p> <p>Chaque questionnaire était constitué de 6 parties :</p> <ul style="list-style-type: none"> <li>- une partie administrative pour l'identification de la formation sanitaire et des agents enquêteurs ;</li> <li>- la prestation des services,</li> <li>- les questions logistiques,</li> <li>- les questions sur la communication,</li> <li>- les questions sur la formation des agents avant la campagne, la supervision et le suivi-évaluation</li> <li>- et enfin les questions sur le financement local de certaines activités de la campagne.</li> </ul>	
<b>Data Collector(s)</b>	Programme Elargi de Vaccination (PEV) , Ministère de la Santé et de la Protection Sociale
<b>Supervision</b>	
<p>La formation et la supervision des équipes a permis de limiter les biais dans le recueil des données sur le terrain. Les superviseurs qui étaient en contact permanent avec les équipes d'enquêteurs pour trouver des solutions rapides aux éventuels</p>	

problèmes, devaient valider quotidiennement chaque questionnaire renseigné. 36 enquêteurs et 3 superviseurs ont été déployés sur le terrain pour réaliser l'enquête.

## Data Processing & Appraisal

### Data Editing

La saisie des données a été faite avec le logiciel EpiInfo. Après la saisie des données, une équipe technique a réalisé l'appurement des données avant la sortie des tableaux finaux.

### Other Processing

aucun

### Estimates of Sampling Error

Les variables quantitatives ont été décrites en utilisant la moyenne, la médiane et l'écart-type ; les variables qualitatives ont été décrites en utilisant le pourcentage et les intervalles de confiance à 95%. Les estimations de couverture vaccinale et les intervalles de confiance ont été précisés. Des analyses bi variées de comparaison de certaines variables ont été réalisées et les résultats étaient considérés comme significatifs si la p-value est inférieure à 0,05.

### Other Forms of Data Appraisal

aucune

## Accessibility

<b>Access Authority</b>	Programme Elargi de Vaccination (Ministère de la Santé et de la Protection Sociale)
-------------------------	-------------------------------------------------------------------------------------

<b>Contact(s)</b>	Dr ADJEODA Kodjovi (Organisation mondiale de la santé) Dr Nassoury (Ministère de la Santé et de l'Action Sociale)
-------------------	----------------------------------------------------------------------------------------------------------------------

### Confidentiality

Toute utilisation des données produites ou gérées par le Programme Elargi de Vaccination, doit faire l'objet d'une demande d'autorisation adressée au Ministère de la santé. Il y sera clairement mentionné l'utilisation qui sera faite des données et une copie en français ou en anglais du projet d'étude sera jointe à la demande

### Access Conditions

Toute utilisation des données doit faire l'objet d'une demande d'autorisation adressée au Programme Elargi de Vaccination. Il y sera mentionné l'utilisation qui sera faite des données et une copie en français ou en anglais du projet d'étude sera jointe à la demande.

Le service ou l'organisation demandeur devra s'engager à respecter les conditions suivantes :

1. L'utilisateur devra se conformer à garantir l'anonymat des personnes physiques ou morales concernées par l'enquête; et n'utiliser ces données qu'aux fins de diffuser ou de publier des résultats statistiques agrégés.
2. L'utilisateur est responsable de ses conclusions ou études tirées de ces données et en cela, la responsabilité du Programme Elargi de Vaccination ne saurait être engagée de quelque manière que ce soit.
3. Les données ne devront être ni copiées ni transmises à d'autres personnes ou organisations, directement ou indirectement, sans l'accord écrit préalable du Programme Elargi de Vaccination.
4. Une copie de tout rapport produit sur la base des données seront transmises pour information et commentaire à la Programme Elargi de Vaccination.
5. L'utilisateur est informé que le Programme Elargi de Vaccination se réserve le droit de recourir aux voies et moyens qu'il jugera utiles en cas de non respect de l'un (quelconque) de ces engagements, pour se faire restaurer dans ses droits.
6. L'utilisateur peut en cas de besoin s'adjoindre le concours du Programme Elargi de Vaccination dans la réalisation de l'étude.

7. L'utilisateur citera la source comme indiquée à la rubrique "Citation".

**Citation Requirements**

source: EVALUATION DE LA CAMPAGNE DE VACCINATION CONTRE LA ROUGEOLE DANS LES REGIONS PLATEAUX ET CENTRALE DU TOGO; Ministère de la Santé et de la Protection Sociale \ Direction De La Lutte Contre la Maladie et des Programmes de Sante Publique\ Division de l'Immunisation \ Programme Elargi de Vaccination

**Rights & Disclaimer**

**Disclaimer**

L'utilisateur est entièrement responsable de ses conclusions ou études tirées de ces données et en cela, la responsabilité du Programme Elargi de Vaccination ne sera être engagé de quelques manière que ce soit.

**Copyright**

Copyright 2015. Tous les droits sont réservés au Programme Elargi De Vaccination



# Files Description

Dataset contains 5 file(s)

<b>Ménages</b>	
# Cases	1500
# Variable(s)	35
<b>File Structure</b>	Type: relational Key(s): MenageKey (Clé Unique)
<b>File Content</b> Le fichier contient les données issues du questionnaire ménage. Le questionnaire comprend cinq (05) parties: - Identification de l'enquêté - Identification des intervenants - Questions au chef de ménage ou personne ressource - Couverture du vaccin contre la rougeole - Evaluation de la couverture vaccinale de la campagne rougeole	
<b>Producer</b> Division de l'Immunisation (Direction de la Lutte Contre la Maladie et des Programmes de Sante Publique)	
<b>Version</b> 1.0	
<b>Processing Checks</b> L'organisation des équipes a permis d'obtenir des données appurées.	
<b>Missing Data</b> Aucune	
<b>Notes</b> Aucune	

<b>Enfant</b>	
# Cases	3071
# Variable(s)	36
<b>File Structure</b>	Type: relational Key(s): UniqueKey (Clé unique) , MenageKey (Clé étrangère)
<b>File Content</b> Le fichier contient les données issues du questionnaire enfant. Ce questionnaire est associé au questionnaire ménage Le questionnaire enfant comprend cinq (03) parties: - Identification de l'enquêté - Couverture du vaccin contre la rougeole - Evaluation de la couverture vaccinale de la campagne rougeole	
<b>Producer</b> Division de l'Immunisation (Direction de la Lutte Contre la Maladie et des Programmes de Sante Publique)	
<b>Version</b> Version 1.0	
<b>Processing Checks</b> L'organisation des équipes a permis d'obtenir des données appurées.	

<b><u>Missing Data</u></b> Aucune
<b><u>Notes</u></b> Aucune

<b>Centre de Santé</b>	
<b># Cases</b>	18
<b># Variable(s)</b>	118
<b><u>File Content</u></b> Les questionnaires d'interview des centres de santé et des régions sont proches et adaptés du questionnaire du district. Le questionnaire centre de santé est administré au responsable du centre ou à son remplaçant. Il est composé des parties: - identification - coordination / prestations de services - logistique : Chaîne de froid, gestion des vaccins et sécurité des injections - communication - formation/ Supervision/Suivi évaluation - appui et Financement - commentaires généraux	
<b><u>Producer</u></b> Division de l'Immunisation (Direction de la Lutte Contre la Maladie et des Programmes de Sante Publique)	
<b><u>Version</u></b> 1.0	
<b><u>Processing Checks</u></b> L'organisation des équipes a permis d'obtenir des données appurées.	
<b><u>Missing Data</u></b> Aucune	
<b><u>Notes</u></b> Aucune	

<b>District</b>	
<b># Cases</b>	12
<b># Variable(s)</b>	140
<b><u>File Content</u></b> Les questionnaires d'interview des centres de santé et des régions sont proches et adaptés du questionnaire du district. le questionnaire du district est administré au Médecin chef du district, Point focal PEV et Point focal SIMR ou leur Remplaçant Il est composé des parties: - identification - coordination / prestations de services - logistique : Chaîne de froid, gestion des vaccins et sécurité des injections - communication - formation/ Supervision/Suivi évaluation - appui et Financement - commentaires généraux	
<b><u>Producer</u></b>	

Division de l'Immunsation (Direction de la Lutte Contre la Maladie et des Programmes de Sante Publique)	
<b><u>Version</u></b> 1.0	
<b><u>Processing Checks</u></b> L'organisation des équipes a permis d'obtenir des données appurées.	
<b><u>Missing Data</u></b> Aucune	
<b><u>Notes</u></b> Aucune	

<b>Région</b>	
<b># Cases</b>	2
<b># Variable(s)</b>	140
<b><u>File Content</u></b> Les questionnaires d'interview des centres de santé et des régions sont proches et adaptés du questionnaire du district. le questionnaire de region est administré au Médecin chef de région, Point focal PEV et Point focal SIMR ou leur Remplaçant Il est composé des parties: - identification - coordination / prestations de services - logistique : Chaîne de froid, gestion des vaccins et sécurité des injections - communication - formation/ Supervision/Suivi évaluation - appui et Financement - commentaires généraux	
<b><u>Producer</u></b> Division de l'Immunsation (Direction de la Lutte Contre la Maladie et des Programmes de Sante Publique)	
<b><u>Version</u></b> 1.0	
<b><u>Processing Checks</u></b> L'organisation des équipes a permis d'obtenir des données appurées.	
<b><u>Missing Data</u></b> Aucune	
<b><u>Notes</u></b> Aucune	

# Variables List

Dataset contains 469 variable(s)

File Ménages							
#	Name	Label	Type	Format	Valid	Invalid	Question
1	<a href="#">NumRegion</a>	Numéro Région	continuous	numeric-8.2	1500	0	-
2	<a href="#">NumGrappe</a>	Numéro Grappe	continuous	numeric-8.2	1500	0	-
3	<a href="#">NumMenage</a>	Numéro Ménage	discrete	numeric-8.2	1500	0	-
4	<a href="#">Q1Region ..</a>	Nom de la Region	discrete	character-255	1500	0	-
5	<a href="#">Q2NumGra ..</a>	Numero de la Grappe	continuous	numeric-8.2	1500	0	-
6	<a href="#">Q3NumMen ..</a>	Numero du Ménage	discrete	numeric-8.2	1500	0	-
7	<a href="#">Q4aNomDi ..</a>	Nom du District	discrete	character-255	1500	0	-
8	<a href="#">Q4bCodeD ..</a>	Code du District	continuous	numeric-8.2	1500	0	-
9	<a href="#">Q5NomVil ..</a>	Nom du Village ou du Quartier	discrete	character-255	1500	0	-
10	<a href="#">Q6Reside ..</a>	Millieu de Residence	discrete	character-255	1500	0	-
11	<a href="#">I01CodeEq</a>	Code de l'Equipe de Collecte	discrete	character-255	1500	0	-
12	<a href="#">I02DateI ..</a>	Date de l'Interview	discrete	character-20	1498	-	-
13	<a href="#">I03CodeS ..</a>	Code du superviseur	discrete	character-255	1446	0	-
14	<a href="#">I04CodeA ..</a>	Code de l'Agent de Saisie	discrete	character-255	1446	0	-
15	<a href="#">C01Consent</a>	Consentement de la Participation	discrete	numeric-4.0	1500	0	-
16	<a href="#">C02aTota ..</a>	Total Personnes dans le Ménages	discrete	numeric-8.2	1498	2	-
17	<a href="#">C02bEntr ..</a>	Entre 9 mois et moins de 10 ans	discrete	numeric-8.2	1498	2	-
18	<a href="#">C03NivIn ..</a>	Niveau d'instruction du Chef de Ménage	discrete	character-255	1497	0	-
19	<a href="#">C04aProf ..</a>	Profession du Chef de Ménage	discrete	character-255	1497	0	-
20	<a href="#">C04bSiAu ..</a>	Si Autre préciser	discrete	character-255	35	0	-
21	<a href="#">C05Inform</a>	Le chef de ménage a t-il été informé de la campagne	discrete	numeric-4.0	1500	0	-
22	<a href="#">C06aRadio</a>	Par Radio	discrete	numeric-4.0	230	1270	-
23	<a href="#">C06bTele ..</a>	Par Télévision	discrete	numeric-4.0	9	1491	-
24	<a href="#">C06cCrie ..</a>	Par des crieurs	discrete	numeric-4.0	1003	497	-
25	<a href="#">C06c2Mob ..</a>	Par des Mobilisateurs Sociaux	discrete	numeric-4.0	149	1351	-
26	<a href="#">C06dASC</a>	Par des agents de Santé Communautaire	discrete	numeric-4.0	303	1197	-
27	<a href="#">C06eAgen ..</a>	Par des Agents de Santé	discrete	numeric-4.0	132	1368	-
28	<a href="#">C06fEcole</a>	A l'école (Enseignant / élève)	discrete	numeric-4.0	202	1298	-
29	<a href="#">C06gFami ..</a>	Par la Famille	discrete	numeric-4.0	20	1480	-
30	<a href="#">C06hVois ..</a>	Par le Voisin ou Ami	discrete	numeric-4.0	101	1399	-

<b>File Ménages</b>							
#	Name	Label	Type	Format	Valid	Invalid	Question
31	<a href="#">C06iChef..</a>	Par le chef du Village	discrete	numeric-4.0	183	1317	-
32	<a href="#">C06jLead..</a>	Par le Leader religieux	discrete	numeric-4.0	82	1418	-
33	<a href="#">C06kAutre</a>	Autre source	discrete	numeric-4.0	1	1499	-
34	<a href="#">C06lPrec..</a>	Préciser	discrete	character-255	6	0	-
35	<a href="#">MenageKey</a>	Clé Unique	continuous	numeric-11.0	1500	0	-

<b>File Enfant</b>							
#	Name	Label	Type	Format	Valid	Invalid	Question
1	<a href="#">NumRegp2</a>	Numéro Région	discrete	numeric-8.2	3071	0	-
2	<a href="#">Numgrapp2</a>	Numéro Grappe	continuous	numeric-8.2	3071	0	-
3	<a href="#">Numdistp2</a>	Numéro district	discrete	numeric-8.2	3071	0	-
4	<a href="#">NomRegp2</a>	Nom Région	discrete	character-255	3071	0	-
5	<a href="#">Nomdistp2</a>	Nom district	discrete	character-255	3071	0	-
6	<a href="#">UniqueKey</a>	Clé unique	continuous	numeric-11.0	3071	0	-
7	<a href="#">MenageKey</a>	Clé étrangère	continuous	numeric-11.0	3050	21	-
8	<a href="#">R1NumId</a>	Numero Individu	discrete	numeric-8.2	3071	0	-
9	<a href="#">R2Sexe</a>	Sexe	discrete	numeric-8.2	3071	0	-
10	<a href="#">R3DateNa..</a>	Date de Naissance	discrete	character-20	3015	-	-
11	<a href="#">R3AgeRev</a>	Age Révolu	continuous	numeric-8.2	3070	1	-
12	<a href="#">R4Habita..</a>	Habitez-vous au Togo, et dans les 2 régions couvertes par la campagne (Plateaux et Centrale) ?	discrete	numeric-8.2	3071	0	-
13	<a href="#">R5SiNonR4</a>	Si Non	discrete	numeric-8.2	13	3058	-
14	<a href="#">R5SiNonR..</a>	Si vous n'habitez pas dans les 2 régions, où habitez-vous au moment de la campagne?	discrete	character-255	6	0	-
15	<a href="#">R6Vaccin..</a>	Votre enfant a-t-il reçu le vaccin contre la Rougeole pendant la campagne?	discrete	numeric-8.2	3071	0	-
16	<a href="#">R7Raisons</a>	S'il y a 1 ou des enfants cibles non vaccinés , donnez la / les raisons :	discrete	numeric-8.2	30	3041	-
17	<a href="#">R7Raison..</a>	Autre Préciser	discrete	character-255	1	0	-
18	<a href="#">R10Maladie</a>	Contre quelle maladie, votre enfant a-t-il été vacciné ?	discrete	numeric-8.2	3016	55	-
19	<a href="#">R13Informe</a>	Etiez-vous informé de la tenue de la présente campagne de vaccination ?	discrete	numeric-8.2	3071	0	-
20	<a href="#">R14aRadio</a>	Radio	discrete	character-255	499	0	-
21	<a href="#">R14bTV</a>	Télévision	discrete	character-255	22	0	-
22	<a href="#">R14cCrie..</a>	Crieurs	discrete	character-255	2054	0	-
23	<a href="#">R14dMobSoc</a>	Mobilisateurs sociaux	discrete	character-255	373	0	-

<b>File Enfant</b>							
#	Name	Label	Type	Format	Valid	Invalid	Question
24	<a href="#">R14eASC</a>	Agents de santé communautaire	discrete	character-255	738	0	-
25	<a href="#">R14fEcole</a>	Ecole	discrete	character-255	392	0	-
26	<a href="#">R14gFami ..</a>	Famille	discrete	character-255	43	0	-
27	<a href="#">R14hVois ..</a>	Voisin, ami	discrete	character-255	191	0	-
28	<a href="#">R14iChef ..</a>	Chef Village	discrete	character-255	378	0	-
29	<a href="#">R14jLead ..</a>	Leader religieux	discrete	character-255	191	0	-
30	<a href="#">R14kASante</a>	Où est ce que vos enfants ont été vaccinés/supplémentés 1 ?	discrete	character-255	246	0	-
31	<a href="#">R14lAutres</a>	Autres	discrete	character-255	3	0	-
32	<a href="#">R15LieuV ..</a>	Où est ce que vos enfants ont été vaccinés/supplémentés ?	discrete	numeric-8.2	3022	49	-
33	<a href="#">R16MAPI</a>	Après la vaccination/ supplémentation, votre enfant a-t-il eu une maladie (MAPI*) que vous pensez être due aux interventions de la campagne ?	discrete	numeric-8.2	3020	51	-
34	<a href="#">R17SiMAPI</a>	Si une MAPI a été signalée, la(les)quelle(s) ?	discrete	numeric-8.2	134	2937	-
35	<a href="#">R17SiMAP ..</a>	MAPI Autres	discrete	character-255	16	0	-
36	<a href="#">R18SiMAPI</a>	Qu'avez-vous fait (si une MAPI a été signalée) ?	discrete	numeric-8.2	238	2833	-

<b>File Centre de Santé</b>							
#	Name	Label	Type	Format	Valid	Invalid	Question
1	<a href="#">RegionSa ..</a>	Region Sanitaire	discrete	character-255	18	0	-
2	<a href="#">District ..</a>	District Sanitaire	discrete	character-255	18	0	-
3	<a href="#">Formatio ..</a>	Formation Sanitaire	discrete	character-255	18	0	-
4	<a href="#">TypeFS</a>	Type de Formation Sanitaire	discrete	character-255	18	0	-
5	<a href="#">Qualifeng</a>	Qualification de l'enquêté	discrete	character-255	18	0	-
6	<a href="#">Foncteng</a>	Fonction de l'enquêté	discrete	character-255	18	0	-
7	<a href="#">Nbanserv ..</a>	Nombre d'année de service	discrete	numeric-8.2	18	0	-
8	<a href="#">NbAnPoste</a>	Nombre d'année dans le poste	discrete	numeric-8.2	18	0	-
9	<a href="#">DateEng</a>	Date Enquêté	discrete	character-20	18	-	-
10	<a href="#">Nbreunio ..</a>	Nombre de reunion avant la campagne	discrete	numeric-8.2	17	1	-
11	<a href="#">TempsAvc ..</a>	Combien de temps avant la campagne	discrete	numeric-8.2	17	1	-
12	<a href="#">ReunJour ..</a>	Combien de reunion journalière	discrete	numeric-8.2	18	0	-
13	<a href="#">Strategi ..</a>	Stratégie Fixe	discrete	numeric-4.0	18	0	-
14	<a href="#">Strategi ..</a>	Stratégie avancé	discrete	numeric-4.0	18	0	-
15	<a href="#">StratMob ..</a>	Stratégie Mobile	discrete	numeric-4.0	1	17	-

<b>File Centre de Santé</b>							
#	Name	Label	Type	Format	Valid	Invalid	Question
16	<a href="#">Autres</a>	Autres	discrete	character-255	1	0	-
17	<a href="#">NbVillages</a>	Nombre de village	discrete	numeric-8.2	18	0	-
18	<a href="#">Routine</a>	Durant la campagne avez-vous poursuivi les séances de vaccination de routine	discrete	numeric-4.0	17	1	-
19	<a href="#">ManqPers..</a>	Manque de personnel	discrete	numeric-4.0	0	18	-
20	<a href="#">Surcharge</a>	Surcharge de travail	discrete	numeric-4.0	0	18	-
21	<a href="#">ManqInfo..</a>	Manque d'information	discrete	numeric-4.0	0	18	-
22	<a href="#">AutresPr..</a>	Autres précisez	discrete	character-255	0	0	-
23	<a href="#">ComEval..</a>	Commentaires Evalueateur	discrete	character-255	2	0	-
24	<a href="#">MatVaccins</a>	matériels conservation vaccins	discrete	numeric-4.0	18	0	-
25	<a href="#">Refriger..</a>	Refrigerateurs	discrete	numeric-4.0	14	4	-
26	<a href="#">Glaciere</a>	Glacières	discrete	numeric-4.0	12	6	-
27	<a href="#">Congelat..</a>	Congelateurs	discrete	numeric-4.0	0	18	-
28	<a href="#">AutresMat</a>	Autres Matériels	discrete	character-255	2	0	-
29	<a href="#">Refrig1</a>	Refrigerateur1	discrete	numeric-4.0	13	5	-
30	<a href="#">Refrig2</a>	Refrigerateur2	discrete	numeric-4.0	2	16	-
31	<a href="#">Refrig3</a>	Refrigerateur3	discrete	numeric-4.0	0	18	-
32	<a href="#">Conserva..</a>	Conservation	discrete	character-255	0	0	-
33	<a href="#">ThermoInt1</a>	Thermomètre Interne	discrete	numeric-4.0	14	4	-
34	<a href="#">ThermoInt2</a>	Thermomètre interne refrigerateur 2	discrete	numeric-4.0	1	17	-
35	<a href="#">ThermoInt3</a>	Thermomètre Interne Refrigerateur 3	discrete	numeric-4.0	0	18	-
36	<a href="#">FRTRefig..</a>	Feuille de relevé de température	discrete	numeric-4.0	13	5	-
37	<a href="#">FRTRefig..</a>	Feuille de relevé de température refrigerateur 2	discrete	numeric-4.0	1	17	-
38	<a href="#">FRTRefig..</a>	Feuille de relevé de température refrigerateur 3	discrete	numeric-4.0	0	18	-
39	<a href="#">TpsIntra..</a>	Temps Intrants avant campagne	discrete	numeric-8.2	17	1	-
40	<a href="#">RuptureL..</a>	Rupture Intrants	discrete	character-255	18	0	-
41	<a href="#">RuptureVAR</a>	Rupture VAR	discrete	character-255	0	0	-
42	<a href="#">RuptureD..</a>	Rupture Diluant	discrete	character-255	0	0	-
43	<a href="#">RuptureA..</a>	Rupture Autres Intrants	discrete	character-255	0	0	-
44	<a href="#">AutresRu..</a>	Ruptures autres Intrants	discrete	character-255	0	0	-
45	<a href="#">AutresRu..</a>	Autres Ruptures Intrants Précisez	discrete	character-255	0	0	-
46	<a href="#">DurRuptVAR</a>	Durée Rupture VAR	discrete	numeric-8.2	0	18	-
47	<a href="#">DurRuptDil</a>	Durée Rupture diluant	discrete	numeric-8.2	0	18	-
48	<a href="#">DurRuptA..</a>	Durée rupture Autres	discrete	numeric-8.2	0	18	-

<b>File Centre de Santé</b>							
#	Name	Label	Type	Format	Valid	Invalid	Question
49	<a href="#">Incinrat ..</a>	Incinérateur des aiguilles souillées	discrete	numeric-4.0	18	0	-
50	<a href="#">Incinérant</a>	Incinérant	discrete	numeric-4.0	13	5	-
51	<a href="#">Enfouill</a>	Enfouissement	discrete	numeric-4.0	0	18	-
52	<a href="#">Ordure</a>	Incinérer Ordure	discrete	numeric-4.0	0	18	-
53	<a href="#">Brulant</a>	Incinérer Brulant	discrete	numeric-4.0	0	18	-
54	<a href="#">AutresBS</a>	Autres BS	discrete	character-255	5	0	-
55	<a href="#">MAPIGraves</a>	MAPI Graves	discrete	character-255	18	0	-
56	<a href="#">Abces</a>	Abcès	discrete	numeric-4.0	0	18	-
57	<a href="#">Convuls</a>	Convulsion	discrete	numeric-4.0	0	18	-
58	<a href="#">Choc</a>	Précisez Choc	discrete	numeric-4.0	0	18	-
59	<a href="#">AutresMAPI</a>	Autres MAPI	discrete	character-255	0	0	-
60	<a href="#">InvestMAPI</a>	Investigation MAPI	discrete	character-255	0	0	-
61	<a href="#">ComEvalu ..</a>	Commentaires Evalueateur Logisticien	discrete	character-255	1	0	-
62	<a href="#">ComiteIEC</a>	Comité IEC	discrete	character-255	18	0	-
63	<a href="#">NbReunion</a>	Nombre de reunion de comité	discrete	numeric-8.2	17	1	-
64	<a href="#">BoiteImage</a>	Boite à Image	discrete	numeric-4.0	1	17	-
65	<a href="#">Affiches</a>	Utiliser Affiches	discrete	numeric-4.0	18	0	-
66	<a href="#">Depliants</a>	Utiliser Dépliant	discrete	numeric-4.0	2	16	-
67	<a href="#">MaterAV</a>	Matériel Audio Visuel	discrete	numeric-4.0	0	18	-
68	<a href="#">AutresMa ..</a>	Autres Matériels Educatifs	discrete	character-255	14	0	-
69	<a href="#">AucunMat</a>	Aucun Matériel	discrete	numeric-4.0	0	18	-
70	<a href="#">MethMobSoc</a>	Methodes Mobilisation Sociale	discrete	character-255	18	0	-
71	<a href="#">RefusVacc</a>	Refus Vaccination	discrete	character-255	17	0	-
72	<a href="#">Religion</a>	Motif Religion	discrete	numeric-4.0	2	16	-
73	<a href="#">Tradition</a>	Motif Tradition	discrete	numeric-4.0	0	18	-
74	<a href="#">EffetsSe ..</a>	Effets Secondaires	discrete	numeric-4.0	0	18	-
75	<a href="#">Rumeurs</a>	Motif Rumeurs	discrete	numeric-4.0	0	18	-
76	<a href="#">RefusAut ..</a>	Refus Motifs Autres	discrete	character-255	0	0	-
77	<a href="#">VisitesMen</a>	Visites Menages	discrete	numeric-4.0	1	17	-
78	<a href="#">PlaidLea ..</a>	Plaidoyers leaders	discrete	numeric-4.0	1	17	-
79	<a href="#">ChefsRel</a>	Chefs Religieux	discrete	numeric-4.0	0	18	-
80	<a href="#">Coercition</a>	Action Convaincre Coercition	discrete	numeric-4.0	1	17	-
81	<a href="#">ActionsA ..</a>	Action Convaincre Autres	discrete	character-255	1	0	-
82	<a href="#">ActionAu ..</a>	Action Convaincre Aucune	discrete	numeric-4.0	0	18	-
83	<a href="#">ComEvalC ..</a>	Commentaire Evalueateur Communication	discrete	character-255	0	0	-
84	<a href="#">EffAgents</a>	Effectif Agents	discrete	numeric-8.2	18	0	-



<b>File Centre de Santé</b>							
#	Name	Label	Type	Format	Valid	Invalid	Question
85	<a href="#">Effectif ..</a>	Effectifs Vaccination	discrete	numeric-8.2	18	0	-
86	<a href="#">Nbforme</a>	Nombre formé	discrete	numeric-8.2	18	0	-
87	<a href="#">Respforme</a>	Responsable formation	discrete	numeric-4.0	18	0	-
88	<a href="#">NbSuperv</a>	Nombre de visite de supervision	discrete	numeric-8.2	17	1	-
89	<a href="#">NbNivCen..</a>	Nombre de Niveau Central	discrete	numeric-8.2	17	1	-
90	<a href="#">NbECR</a>	Nbr ECR	discrete	numeric-8.2	17	1	-
91	<a href="#">NbECD</a>	Nb ECD	discrete	numeric-8.2	16	2	-
92	<a href="#">NSP</a>	Supervisé NSP	discrete	numeric-4.0	0	18	-
93	<a href="#">Supervis ..</a>	Supervisé Autres	discrete	character-255	9	0	-
94	<a href="#">TransRes ..</a>	Transmission Resultat	discrete	character-255	18	0	-
95	<a href="#">ResultAu ..</a>	Resultats Autres	discrete	character-255	0	0	-
96	<a href="#">TransRes ..</a>	Transmission Resultat definitifs	discrete	character-255	18	0	-
97	<a href="#">ResultAu ..</a>	Resultat Autres Definitifs	discrete	character-255	0	0	-
98	<a href="#">MoyenTra ..</a>	Moyen Transmission Resultat	discrete	character-255	18	0	-
99	<a href="#">Moyentra ..</a>	Moyen Transmission Autre	discrete	character-255	6	0	-
100	<a href="#">Retroinf ..</a>	Retroinformation	discrete	character-255	18	0	-
101	<a href="#">Canalret ..</a>	Canal Retroinformation	discrete	character-255	16	0	-
102	<a href="#">Retroinf ..</a>	RetroInformation Autre	discrete	character-255	1	0	-
103	<a href="#">ComEvalu ..</a>	Commentaire Evalueateur Formation	discrete	character-255	2	0	-
104	<a href="#">Financem ..</a>	Financement Delai	discrete	character-255	18	0	-
105	<a href="#">ONG Part ..</a>	ONG Partenaire Financier	discrete	character-255	18	0	-
106	<a href="#">ONGPlequel</a>	ONG Partenaire local Financement	discrete	character-255	0	0	-
107	<a href="#">StratAvan</a>	COGES Stratégie Avancé	discrete	numeric-4.0	4	14	-
108	<a href="#">MobSoc</a>	COGES Mobilisation Sociale	discrete	numeric-4.0	10	8	-
109	<a href="#">RecherPdv</a>	COGES Recherche Perdus de vue	discrete	numeric-4.0	0	18	-
110	<a href="#">MonitPEV</a>	COGES Monitoring Pev	discrete	numeric-4.0	3	15	-
111	<a href="#">COGESAut ..</a>	COGES Autres 1	discrete	character-255	7	0	-
112	<a href="#">COGESAut ..</a>	COGES Autres 2	discrete	character-255	0	0	-
113	<a href="#">COGESAut ..</a>	COGES Autres 3	discrete	character-255	0	0	-
114	<a href="#">ComEvalF ..</a>	Commentaires Evalueateur Financement	discrete	character-255	2	0	-
115	<a href="#">DefisCrit</a>	Défis Critiques	discrete	character-255	16	-	-
116	<a href="#">Suggesti ..</a>	Suggestions	discrete	character-255	17	-	-
117	<a href="#">Motsfin</a>	Mot Fin	discrete	character-255	17	0	-
118	<a href="#">UniqueKey</a>	Clé Unique	discrete	numeric-11.0	18	0	-

<b>File District</b>							
#	Name	Label	Type	Format	Valid	Invalid	Question
1	<a href="#">RegionSa ..</a>	Region Sanitaire	discrete	character-255	12	0	-
2	<a href="#">District ..</a>	District Sanitaire	discrete	character-255	12	0	-
3	<a href="#">Formatio ..</a>	Formation Sanitaire	discrete	character-255	0	0	-
4	<a href="#">TypeFS</a>	Type de Formation Sanitaire	discrete	character-255	0	0	-
5	<a href="#">Qualifenq</a>	Qualification de l'enquêté	discrete	character-255	12	0	-
6	<a href="#">Fonctenq</a>	Fonction de l'enquêté	discrete	character-255	12	0	-
7	<a href="#">Nbanserv ..</a>	Nombre d'année de service	discrete	numeric-8.2	12	0	-
8	<a href="#">NbAnPoste</a>	Nombre d'année dans le poste	discrete	numeric-8.2	12	0	-
9	<a href="#">DateEnq</a>	Date Enquêté	discrete	character-20	12	-	-
10	<a href="#">Nbreunio ..</a>	Combien de réunion de coordination avez-vous organisé pour préparer la campagne ?	discrete	numeric-8.2	12	0	-
11	<a href="#">TempsAvc ..</a>	Combien de temps avant la campagne la 1ère réunion a-t-elle eu lieu ?	discrete	numeric-8.2	12	0	-
12	<a href="#">ReunJour ..</a>	Combien de réunion de coordination journalière avez-vous organisé pendant la campagne ?	discrete	numeric-8.2	12	0	-
13	<a href="#">Strategi ..</a>	Stratégie Fixe	discrete	numeric-4.0	12	0	-
14	<a href="#">Strategi ..</a>	Stratégie avancé	discrete	numeric-4.0	12	0	-
15	<a href="#">StratMob ..</a>	Stratégie Mobile	discrete	numeric-4.0	12	0	-
16	<a href="#">Autres</a>	Autres	discrete	character-255	0	0	-
17	<a href="#">NbVillages</a>	Combien de villages votre FS dessert-elle ?	discrete	numeric-8.2	12	0	-
18	<a href="#">Routine</a>	Durant la campagne avez-vous poursuivi les séances de vaccination de routine	discrete	numeric-4.0	10	2	-
19	<a href="#">ManqPers ..</a>	Manque de personnel	discrete	numeric-4.0	0	12	-
20	<a href="#">Surcharge</a>	Surcharge de travail	discrete	numeric-4.0	0	12	-
21	<a href="#">ManqInfo ..</a>	Manque d'information	discrete	numeric-4.0	0	12	-
22	<a href="#">AutresPr ..</a>	Autres précisez	discrete	character-255	0	0	-
23	<a href="#">ComEvalu ..</a>	Commentaires Evalueur	discrete	character-255	0	0	-
24	<a href="#">MatVaccins</a>	matériels conservation vaccins	discrete	numeric-4.0	12	0	-
25	<a href="#">Refriger ..</a>	Refrigérateurs	discrete	numeric-4.0	12	0	-
26	<a href="#">Glaciere</a>	Glacières	discrete	numeric-4.0	12	0	-
27	<a href="#">Congelat ..</a>	Congelateurs	discrete	numeric-4.0	5	7	-
28	<a href="#">AutresMat</a>	Autres Matériels	discrete	character-255	3	0	-
29	<a href="#">Refrig1</a>	Refrigérateur1	discrete	numeric-4.0	12	0	-
30	<a href="#">Refrig2</a>	Refrigérateur2	discrete	numeric-4.0	3	9	-
31	<a href="#">Refrig3</a>	Refrigérateur3	discrete	numeric-4.0	1	11	-
32	<a href="#">Conserva ..</a>	Conservation	discrete	character-255	1	0	-

<b>File District</b>							
#	Name	Label	Type	Format	Valid	Invalid	Question
33	<a href="#">ThermoInt1</a>	Thermomètre Interne	discrete	numeric-4.0	12	0	-
34	<a href="#">ThermoInt2</a>	Thermomètre interne réfrigérateur 2	discrete	numeric-4.0	3	9	-
35	<a href="#">ThermoInt3</a>	Thermomètre Interne Réfrigérateur 3	discrete	numeric-4.0	2	10	-
36	<a href="#">FRTRefig ..</a>	Feuille de relevé de température	discrete	numeric-4.0	12	0	-
37	<a href="#">FRTRefig ..</a>	Feuille de relevé de température réfrigérateur 2	discrete	numeric-4.0	3	9	-
38	<a href="#">FRTRefig ..</a>	Feuille de relevé de température réfrigérateur 3	discrete	numeric-4.0	2	10	-
39	<a href="#">TpsIntra ..</a>	Temps Intrants avant campagne	discrete	numeric-8.2	11	1	-
40	<a href="#">RuptureI ..</a>	Rupture Intrants	discrete	character-255	11	0	-
41	<a href="#">RuptureVAR</a>	Rupture VAR	discrete	character-255	0	0	-
42	<a href="#">RuptureD ..</a>	Rupture Diluant	discrete	character-255	0	0	-
43	<a href="#">RuptureA ..</a>	Rupture Autres Intrants	discrete	character-255	1	0	-
44	<a href="#">AutresRu ..</a>	Ruptures autres Intrants	discrete	character-255	1	0	-
45	<a href="#">AutresRu ..</a>	Autres Ruptures Intrants Précisez	discrete	character-255	0	0	-
46	<a href="#">DurRuptVAR</a>	Durée Rupture VAR	discrete	numeric-8.2	0	12	-
47	<a href="#">DurRuptDil</a>	Durée Rupture diluant	discrete	numeric-8.2	0	12	-
48	<a href="#">DurRuptA ..</a>	Durée rupture Autres	discrete	numeric-8.2	1	11	-
49	<a href="#">Incinrat ..</a>	Incinérateur des aiguilles souillées	discrete	numeric-4.0	12	0	-
50	<a href="#">Incinerant</a>	Incinérant	discrete	numeric-4.0	11	1	-
51	<a href="#">Enfouill</a>	Enfouissement	discrete	numeric-4.0	0	12	-
52	<a href="#">Ordure</a>	Incinérer Ordure	discrete	numeric-4.0	0	12	-
53	<a href="#">Brulant</a>	Incinérer Brulant	discrete	numeric-4.0	0	12	-
54	<a href="#">AutresBS</a>	Autres BS	discrete	character-255	0	0	-
55	<a href="#">MAPIGraves</a>	MAPI Graves	discrete	character-255	12	0	-
56	<a href="#">Abces</a>	Abcès	discrete	numeric-4.0	0	12	-
57	<a href="#">Convuls</a>	Convulsion	discrete	numeric-4.0	1	11	-
58	<a href="#">Choc</a>	Précisez Choc	discrete	numeric-4.0	0	12	-
59	<a href="#">AutresMAPI</a>	Autres MAPI	discrete	character-255	1	0	-
60	<a href="#">InvestMAPI</a>	Investigation MAPI	discrete	character-255	1	0	-
61	<a href="#">ComEvalu ..</a>	Commentaires Evalueur Logisticien	discrete	character-255	6	0	-
62	<a href="#">ComiteIEC</a>	Comité IEC	discrete	character-255	12	0	-
63	<a href="#">NbReunion</a>	Nombre de reunion de comité	discrete	numeric-8.2	11	1	-
64	<a href="#">BoiteImage</a>	Boite à Image	discrete	numeric-4.0	0	12	-
65	<a href="#">Affiches</a>	Utiliser Affiches	discrete	numeric-4.0	11	1	-

<b>File District</b>							
#	Name	Label	Type	Format	Valid	Invalid	Question
66	<a href="#">Depliants</a>	Utiliser Dépliant	discrete	numeric-4.0	8	4	-
67	<a href="#">MaterAV</a>	Matériel Audio Visuel	discrete	numeric-4.0	10	2	-
68	<a href="#">AutresMa ..</a>	Autres Matériels Educatifs	discrete	character-255	12	0	-
69	<a href="#">AucunMat</a>	Aucun Matériel	discrete	numeric-4.0	0	12	-
70	<a href="#">MethMobSoc</a>	Methodes Mobilisation Sociale	discrete	character-255	10	0	-
71	<a href="#">RefusVacc</a>	Refus Vaccination	discrete	character-255	12	0	-
72	<a href="#">Religion</a>	Motif Religion	discrete	numeric-4.0	2	10	-
73	<a href="#">Tradition</a>	Motif Tradition	discrete	numeric-4.0	4	8	-
74	<a href="#">EffetsSe ..</a>	Effets Secondaires	discrete	numeric-4.0	3	9	-
75	<a href="#">Rumeurs</a>	Motif Rumeurs	discrete	numeric-4.0	1	11	-
76	<a href="#">RefusAut ..</a>	Refus Motifs Autres	discrete	character-255	1	0	-
77	<a href="#">VisitesMen</a>	Visites Menages	discrete	numeric-4.0	6	6	-
78	<a href="#">PlaidLea ..</a>	Plaidoyers leaders	discrete	numeric-4.0	3	9	-
79	<a href="#">ChefsRel</a>	Chefs Religieux	discrete	numeric-4.0	2	10	-
80	<a href="#">Coercition</a>	Action Convaincre Coercition	discrete	numeric-4.0	2	10	-
81	<a href="#">ActionsA ..</a>	Action Convaincre Autres	discrete	character-255	1	0	-
82	<a href="#">ActionAu ..</a>	Action Convaincre Aucune	discrete	numeric-4.0	0	12	-
83	<a href="#">ComEvalC ..</a>	Commentaire Evalueateur Communication	discrete	character-255	4	0	-
84	<a href="#">EffAgents</a>	Effectif Agents	discrete	numeric-8.2	11	1	-
85	<a href="#">Effectif ..</a>	Effectifs Vaccination	discrete	numeric-8.2	12	0	-
86	<a href="#">Nbforme</a>	Nombre formé	discrete	numeric-8.2	12	0	-
87	<a href="#">Respforme</a>	Responsable formation	discrete	numeric-4.0	12	0	-
88	<a href="#">NbSuperv</a>	Nombre de visite de supervision	discrete	numeric-8.2	12	0	-
89	<a href="#">NbNivCen ..</a>	Nombre de Niveau Central	discrete	numeric-8.2	12	0	-
90	<a href="#">NbECR</a>	Nbr ECR	discrete	numeric-8.2	12	0	-
91	<a href="#">NbECD</a>	Nb ECD	discrete	numeric-8.2	3	9	-
92	<a href="#">NSP</a>	Supervisé NSP	discrete	numeric-4.0	0	12	-
93	<a href="#">Supervis ..</a>	Supervisé Autres	discrete	character-255	12	0	-
94	<a href="#">TransRes ..</a>	Transmission Resultat	discrete	character-255	12	0	-
95	<a href="#">ResultAu ..</a>	Resultats Autres	discrete	character-255	0	0	-
96	<a href="#">TransRes ..</a>	Transmission Resultat definitifs	discrete	character-255	12	0	-
97	<a href="#">ResultAu ..</a>	Resultat Autres Definitifs	discrete	character-255	0	0	-
98	<a href="#">MoyenTra ..</a>	Moyen Transmission Resultat	discrete	character-255	12	0	-
99	<a href="#">Moyentra ..</a>	Moyen Transmission Autre	discrete	character-255	5	0	-
100	<a href="#">Retroinf ..</a>	Retroinformation	discrete	character-255	12	0	-
101	<a href="#">Canalret ..</a>	Canal Retroinformation	discrete	character-255	11	0	-

<b>File District</b>							
#	Name	Label	Type	Format	Valid	Invalid	Question
102	<a href="#">Retroinf ..</a>	RetroInformation Autre	discrete	character-255	11	0	-
103	<a href="#">ComEvalu ..</a>	Commentaire Evalueur Formation	discrete	character-255	5	0	-
104	<a href="#">Financem ..</a>	Financement Delai	discrete	character-255	12	0	-
105	<a href="#">ONG_Part ..</a>	ONG Partenaire Financier	discrete	character-255	12	0	-
106	<a href="#">ONGPlequel</a>	ONG Partenaire local Financement	discrete	character-255	6	0	-
107	<a href="#">StratAvan</a>	COGES Stratégie Avancé	discrete	numeric-4.0	4	8	-
108	<a href="#">MobSoc</a>	COGES Mobilisation Sociale	discrete	numeric-4.0	2	10	-
109	<a href="#">RecherPdv</a>	COGES Recherche Perdue de vue	discrete	numeric-4.0	0	12	-
110	<a href="#">MonitPEV</a>	COGES Monitoring Pev	discrete	numeric-4.0	4	8	-
111	<a href="#">COGESAut ..</a>	COGES Autres 1	discrete	character-255	3	0	-
112	<a href="#">COGESAut ..</a>	COGES Autres 2	discrete	character-255	2	0	-
113	<a href="#">COGESAut ..</a>	COGES Autres 3	discrete	character-255	1	0	-
114	<a href="#">ComEvalF ..</a>	Commentaires Evalueur Financement	discrete	character-255	9	0	-
115	<a href="#">DefisCrit</a>	Défis Critiques	discrete	character-255	12	-	-
116	<a href="#">Suggesti ..</a>	Suggestions	discrete	character-255	12	-	-
117	<a href="#">Motsfin</a>	Mot Fin	discrete	character-255	12	0	-
118	<a href="#">UniqueKey</a>	Clé Unique	discrete	numeric-11.0	12	0	-
119	<a href="#">ComitCoord</a>	Comité de Coordination	discrete	character-255	12	0	-
120	<a href="#">Distances</a>	Distances	discrete	numeric-4.0	0	12	-
121	<a href="#">NbCS</a>	Nombre de Centre de Santé	discrete	numeric-8.2	12	0	-
122	<a href="#">NbCSInf95</a>	Nombre de Centre de Santé inférieur à 95%	discrete	numeric-8.2	12	0	-
123	<a href="#">Adhesion</a>	Faible Adhésion	discrete	numeric-4.0	0	12	-
124	<a href="#">PorteVac ..</a>	Pas de Porte Vaccin	discrete	numeric-4.0	0	12	-
125	<a href="#">Rupture</a>	Rupture de stock	discrete	numeric-4.0	0	12	-
126	<a href="#">Obstacle</a>	Obstacles	discrete	numeric-4.0	1	11	-
127	<a href="#">UsCoutume</a>	Us et Coutumes	discrete	numeric-4.0	0	12	-
128	<a href="#">InsuffPers</a>	Insuffisance du personnel	discrete	numeric-4.0	0	12	-
129	<a href="#">EffetSec ..</a>	Effet Secondaire	discrete	numeric-4.0	0	12	-
130	<a href="#">RaisRume ..</a>	Rumeurs	discrete	numeric-4.0	0	12	-
131	<a href="#">RaisAbsR ..</a>	Absence de ressource financière	discrete	numeric-4.0	0	12	-
132	<a href="#">FaibleSA</a>	Faible Stratégies Avancées	discrete	numeric-4.0	0	12	-
133	<a href="#">InsuffIn ..</a>	Pas Intérêt responsable	discrete	numeric-4.0	0	12	-
134	<a href="#">Conflit</a>	Conflits d'autorité	discrete	numeric-4.0	0	12	-
135	<a href="#">RaisonsA ..</a>	Raison Autre	discrete	character-255	6	0	-
136	<a href="#">AvIntegrat</a>	Avantage de l'intégration	discrete	character-255	12	0	-
137	<a href="#">Meillpra ..</a>	Meilleures Pratiques	discrete	numeric-4.0	12	0	-

File District							
#	Name	Label	Type	Format	Valid	Invalid	Question
138	<a href="#">PartMeil ..</a>	Partage meilleurs expériences	discrete	character-255	12	-	-
139	<a href="#">Diffsint ..</a>	Difficultés d'intégration	discrete	character-255	12	0	-
140	<a href="#">ComEvalC ..</a>	Commentaires de l'Evaluateur	discrete	character-255	4	0	-

File Région							
#	Name	Label	Type	Format	Valid	Invalid	Question
1	<a href="#">RegionSa ..</a>	Region Sanitaire	discrete	character-255	2	0	-
2	<a href="#">District ..</a>	District Sanitaire	discrete	character-255	0	0	-
3	<a href="#">Formatio ..</a>	Formation Sanitaire	discrete	character-255	0	0	-
4	<a href="#">TypeFS</a>	Type de Formation Sanitaire	discrete	character-255	0	0	-
5	<a href="#">Qualifeng</a>	Qualification de l'enquêté	discrete	character-255	2	0	-
6	<a href="#">Foncteng</a>	Fonction de l'enquêté	discrete	character-255	2	0	-
7	<a href="#">Nbanserv ..</a>	Nombre d'année de service	continuous	numeric-8.2	2	0	-
8	<a href="#">NbAnPoste</a>	Nombre d'année dans le poste	discrete	numeric-8.2	2	0	-
9	<a href="#">DateEng</a>	Date Enquêté	discrete	character-20	2	-	-
10	<a href="#">Nbreunio ..</a>	Nombre de reunion avant la campagne	discrete	numeric-8.2	2	0	-
11	<a href="#">TempsAvc ..</a>	Combien de temps avant la campagne	discrete	numeric-8.2	2	0	-
12	<a href="#">ReunJour ..</a>	Combien de reunion journalière	discrete	numeric-8.2	2	0	-
13	<a href="#">Strategi ..</a>	Stratégie Fixe	discrete	numeric-4.0	1	1	-
14	<a href="#">Strategi ..</a>	Stratégie avancé	discrete	numeric-4.0	1	1	-
15	<a href="#">StratMob ..</a>	Stratégie Mobile	discrete	numeric-4.0	1	1	-
16	<a href="#">Autres</a>	Autres	discrete	character-255	0	0	-
17	<a href="#">NbVillages</a>	Nombre de village	continuous	numeric-8.2	1	1	-
18	<a href="#">Routine</a>	Durant la campagne avez-vous poursuivi les séances de vaccination de routine	discrete	numeric-4.0	0	2	-
19	<a href="#">ManqPers ..</a>	Manque de personnel	discrete	numeric-4.0	0	2	-
20	<a href="#">Surcharge</a>	Surcharge de travail	discrete	numeric-4.0	0	2	-
21	<a href="#">ManqInfo ..</a>	Manque d'information	discrete	numeric-4.0	0	2	-
22	<a href="#">AutresPr ..</a>	Autres précisez	discrete	character-255	0	0	-
23	<a href="#">ComEvalu ..</a>	Commentaires Evalueur	discrete	character-255	0	0	-
24	<a href="#">MatVaccins</a>	matériels conservation vaccins	discrete	numeric-4.0	2	0	-
25	<a href="#">Refriger ..</a>	Refrigerateurs	discrete	numeric-4.0	2	0	-
26	<a href="#">Glaciere</a>	Glacières	discrete	numeric-4.0	2	0	-
27	<a href="#">Congelat ..</a>	Congelateurs	discrete	numeric-4.0	2	0	-
28	<a href="#">AutresMat</a>	Autres Matériels	discrete	character-255	0	0	-
29	<a href="#">Refrig1</a>	Refrigerateur1	discrete	numeric-4.0	2	0	-

<b>File Région</b>							
#	Name	Label	Type	Format	Valid	Invalid	Question
30	<a href="#">Refrig2</a>	Refrigerateur2	discrete	numeric-4.0	1	1	-
31	<a href="#">Refrig3</a>	Refrigerateur3	discrete	numeric-4.0	1	1	-
32	<a href="#">Conserva ..</a>	Conservation	discrete	character-255	0	0	-
33	<a href="#">ThermoInt1</a>	Thermomètre Interne	discrete	numeric-4.0	2	0	-
34	<a href="#">ThermoInt2</a>	Thermomètre interne refrigerateur 2	discrete	numeric-4.0	1	1	-
35	<a href="#">ThermoInt3</a>	Thermomètre Interne Refrigerateur 3	discrete	numeric-4.0	1	1	-
36	<a href="#">FRTRefig ..</a>	Feuille de relevé de température	discrete	numeric-4.0	2	0	-
37	<a href="#">FRTRefig ..</a>	Feuille de relevé de température refrigerateur 2	discrete	numeric-4.0	1	1	-
38	<a href="#">FRTRefig ..</a>	Feuille de relevé de température refrigerateur 3	discrete	numeric-4.0	1	1	-
39	<a href="#">TpsIntra ..</a>	Temps Intrants avant campagne	discrete	numeric-8.2	2	0	-
40	<a href="#">RuptureI ..</a>	Rupture Intrants	discrete	character-255	2	0	-
41	<a href="#">RuptureVAR</a>	Rupture VAR	discrete	character-255	0	0	-
42	<a href="#">RuptureD ..</a>	Rupture Diluant	discrete	character-255	0	0	-
43	<a href="#">RuptureA ..</a>	Rupture Autres Intrants	discrete	character-255	0	0	-
44	<a href="#">AutresRu ..</a>	Ruptures autres Intrants	discrete	character-255	0	0	-
45	<a href="#">AutresRu ..</a>	Autres Ruptures Intrants Précisez	discrete	character-255	0	0	-
46	<a href="#">DurRuptVAR</a>	Durée Rupture VAR	discrete	numeric-8.2	0	2	-
47	<a href="#">DurRuptDil</a>	Durée Rupture diluant	discrete	numeric-8.2	0	2	-
48	<a href="#">DurRuptA ..</a>	Durée rupture Autres	discrete	numeric-8.2	0	2	-
49	<a href="#">Incinrat ..</a>	Incinérateur des aiguilles souillées	discrete	numeric-4.0	2	0	-
50	<a href="#">Incinerant</a>	Incinérant	discrete	numeric-4.0	2	0	-
51	<a href="#">Enfouill</a>	Enfouissement	discrete	numeric-4.0	0	2	-
52	<a href="#">Ordure</a>	Incinérer Ordure	discrete	numeric-4.0	0	2	-
53	<a href="#">Brulant</a>	Incinérer Brulant	discrete	numeric-4.0	0	2	-
54	<a href="#">AutresBS</a>	Autres BS	discrete	character-255	0	0	-
55	<a href="#">MAPIGraves</a>	MAPI Graves	discrete	character-255	2	0	-
56	<a href="#">Abces</a>	Abcès	discrete	numeric-4.0	0	2	-
57	<a href="#">Convuls</a>	Convulsion	discrete	numeric-4.0	1	1	-
58	<a href="#">Choc</a>	Précisez Choc	discrete	numeric-4.0	0	2	-
59	<a href="#">AutresMAPI</a>	Autres MAPI	discrete	character-255	0	0	-
60	<a href="#">InvestMAPI</a>	Investigation MAPI	discrete	character-255	1	0	-
61	<a href="#">ComEvalu ..</a>	Commentaires Evalueur Logisticien	discrete	character-255	1	0	-
62	<a href="#">ComiteIEC</a>	Comité IEC	discrete	character-255	1	0	-

<b>File Région</b>							
#	Name	Label	Type	Format	Valid	Invalid	Question
63	<a href="#">NbReunion</a>	Nombre de reunion de comité	discrete	numeric-8.2	1	1	-
64	<a href="#">BoiteImage</a>	Boite à Image	discrete	numeric-4.0	0	2	-
65	<a href="#">Affiches</a>	Utiliser Affiches	discrete	numeric-4.0	2	0	-
66	<a href="#">Depliants</a>	Utiliser Dépliant	discrete	numeric-4.0	1	1	-
67	<a href="#">MaterAV</a>	Matériel Audio Visuel	discrete	numeric-4.0	2	0	-
68	<a href="#">AutresMa ..</a>	Autres Matériels Educatifs	discrete	character-255	2	0	-
69	<a href="#">AucunMat</a>	Aucun Matériel	discrete	numeric-4.0	0	2	-
70	<a href="#">MethMobSoc</a>	Methodes Mobilisation Sociale	discrete	character-255	2	0	-
71	<a href="#">RefusVacc</a>	Refus Vaccination	discrete	character-255	2	0	-
72	<a href="#">Religion</a>	Motif Religion	discrete	numeric-4.0	1	1	-
73	<a href="#">Tradition</a>	Motif Tradition	discrete	numeric-4.0	1	1	-
74	<a href="#">EffetsSe ..</a>	Effets Secondaires	discrete	numeric-4.0	0	2	-
75	<a href="#">Rumeurs</a>	Motif Rumeurs	discrete	numeric-4.0	1	1	-
76	<a href="#">RefusAut ..</a>	Refus Motifs Autres	discrete	character-255	0	0	-
77	<a href="#">VisitesMen</a>	Visites Menages	discrete	numeric-4.0	1	1	-
78	<a href="#">PlaidLea ..</a>	Plaidoyers leaders	discrete	numeric-4.0	1	1	-
79	<a href="#">ChefsRel</a>	Chefs Religieux	discrete	numeric-4.0	0	2	-
80	<a href="#">Coercition</a>	Action Convaincre Coercition	discrete	numeric-4.0	1	1	-
81	<a href="#">ActionsA ..</a>	Action Convaincre Autres	discrete	character-255	0	0	-
82	<a href="#">ActionAu ..</a>	Action Convaincre Aucune	discrete	numeric-4.0	0	2	-
83	<a href="#">ComEvalC ..</a>	Commentaire Evalueur Communication	discrete	character-255	2	0	-
84	<a href="#">EffAgents</a>	Effectif Agents	continuous	numeric-8.2	2	0	-
85	<a href="#">Effectif ..</a>	Effectifs Vaccination	discrete	numeric-8.2	2	0	-
86	<a href="#">Nbforme</a>	Nombre formé	discrete	numeric-8.2	2	0	-
87	<a href="#">Respforme</a>	Responsable formation	discrete	numeric-4.0	2	0	-
88	<a href="#">NbSuperv</a>	Nombre de visite de supervision	discrete	numeric-8.2	2	0	-
89	<a href="#">NbNivCen ..</a>	Nombre de Niveau Central	discrete	numeric-8.2	2	0	-
90	<a href="#">NbECR</a>	Nbr ECR	discrete	numeric-8.2	0	2	-
91	<a href="#">NbECD</a>	Nb ECD	discrete	numeric-8.2	0	2	-
92	<a href="#">NSP</a>	Supervisé NSP	discrete	numeric-4.0	0	2	-
93	<a href="#">Supervis ..</a>	Supervisé Autres	discrete	character-255	2	0	-
94	<a href="#">TransRes ..</a>	Transmission Resultat	discrete	character-255	2	0	-
95	<a href="#">ResultAu ..</a>	Resultats Autres	discrete	character-255	0	0	-
96	<a href="#">TransRes ..</a>	Transmission Resultat definitifs	discrete	character-255	2	0	-
97	<a href="#">ResultAu ..</a>	Resultat Autres Definitifs	discrete	character-255	2	0	-



<b>File Région</b>							
#	Name	Label	Type	Format	Valid	Invalid	Question
98	<a href="#">MoyenTra ..</a>	Moyen Transmission Resultat	discrete	character-255	2	0	-
99	<a href="#">Moyentra ..</a>	Moyen Transmission Autre	discrete	character-255	0	0	-
100	<a href="#">Retroinf ..</a>	Retroinformation	discrete	character-255	2	0	-
101	<a href="#">Canalret ..</a>	Canal Retroinformation	discrete	character-255	1	0	-
102	<a href="#">Retroinf ..</a>	RetroInformation Autre	discrete	character-255	0	0	-
103	<a href="#">ComEvalu ..</a>	Commentaire Evalueateur Formation	discrete	character-255	0	0	-
104	<a href="#">Financem ..</a>	Financement Delai	discrete	character-255	2	0	-
105	<a href="#">ONG Part ..</a>	ONG Partenaire Financier	discrete	character-255	2	0	-
106	<a href="#">ONGPlequel</a>	ONG Partenaire local Financement	discrete	character-255	2	0	-
107	<a href="#">StratAvan</a>	COGES Stratégie Avancé	discrete	numeric-4.0	1	1	-
108	<a href="#">MobSoc</a>	COGES Mobilisation Sociale	discrete	numeric-4.0	2	0	-
109	<a href="#">RecherPdv</a>	COGES Recherche Perdus de vue	discrete	numeric-4.0	0	2	-
110	<a href="#">MonitPEV</a>	COGES Monitoring Pev	discrete	numeric-4.0	0	2	-
111	<a href="#">COGESAut ..</a>	COGES Autres 1	discrete	character-255	1	0	-
112	<a href="#">COGESAut ..</a>	COGES Autres 2	discrete	character-255	0	0	-
113	<a href="#">COGESAut ..</a>	COGES Autres 3	discrete	character-255	0	0	-
114	<a href="#">ComEvalF ..</a>	Commentaires Evalueateur Financement	discrete	character-255	1	0	-
115	<a href="#">DefisCrit</a>	Défis Critiques	discrete	character-255	2	-	-
116	<a href="#">Suggesti ..</a>	Suggestions	discrete	character-255	2	0	-
117	<a href="#">Motsfin</a>	Mot Fin	discrete	character-255	2	0	-
118	<a href="#">UniqueKey</a>	Clé unique	discrete	numeric-11.0	2	0	-
119	<a href="#">ComitCoord</a>	Comite de Coordination	discrete	character-255	2	0	-
120	<a href="#">Distances</a>	Distances	discrete	numeric-4.0	0	2	-
121	<a href="#">NbCS</a>	Nombre de Centre de Sante	discrete	numeric-8.2	2	0	-
122	<a href="#">NbCSInf95</a>	Nombre de Centre de Sante inferieur à 95%	discrete	numeric-8.2	2	0	-
123	<a href="#">Adhesion</a>	Faible Adhesion	discrete	numeric-4.0	1	1	-
124	<a href="#">PorteVac ..</a>	Pas de Porte Vaccin	discrete	numeric-4.0	0	2	-
125	<a href="#">Rupture</a>	Rupture de stock	discrete	numeric-4.0	1	1	-
126	<a href="#">Obstacle</a>	Obstacles	discrete	numeric-4.0	1	1	-
127	<a href="#">UsCoutume</a>	Us et Coutumes	discrete	numeric-4.0	1	1	-
128	<a href="#">InsuffPers</a>	Insuffisance du personnel	discrete	numeric-4.0	1	1	-
129	<a href="#">EffetSec ..</a>	Effet Secondaire	discrete	numeric-4.0	0	2	-
130	<a href="#">RaisRume ..</a>	Rumeurs	discrete	numeric-4.0	0	2	-
131	<a href="#">RaisAbsR ..</a>	Absence de ressource financiere	discrete	numeric-4.0	0	2	-
132	<a href="#">FaibleSA</a>	Faible Stratégies Avancees	discrete	numeric-4.0	1	1	-

<b>File Région</b>							
#	Name	Label	Type	Format	Valid	Invalid	Question
133	<a href="#">InsuffIn ..</a>	Pas Intérêt responsable	discrete	numeric-4.0	0	2	-
134	<a href="#">Conflit</a>	Conflits d'autorité	discrete	numeric-4.0	0	2	-
135	<a href="#">RaisonsA ..</a>	Raison Autre	discrete	character-255	1	0	-
136	<a href="#">AvIntegrat</a>	Avantage de l'intégration	discrete	character-255	2	0	-
137	<a href="#">Meillpra ..</a>	Meilleurs Pratiques	discrete	numeric-4.0	2	0	-
138	<a href="#">PartMeil ..</a>	Partage meilleurs expériences	discrete	character-255	2	-	-
139	<a href="#">Diffsint ..</a>	Difficultés d'intégration	discrete	character-255	2	0	-
140	<a href="#">ComEvalC ..</a>	Commentaires de l'Evaluateur	discrete	character-255	1	0	-

# Variables Description

Dataset contains 469 variable(s)

## File : Ménages

### # NumRegion: Numéro Région

**Information** [Type= continuous] [Format=numeric] [Range= 11-12] [Missing=\*]

**Statistics [NW/ W]** [Valid=1500 /-] [Invalid=0 /-] [Mean=11.399 /-] [StdDev=0.49 /-]

### # NumGrappe: Numéro Grappe

**Information** [Type= continuous] [Format=numeric] [Range= 101-260] [Missing=\*]

**Statistics [NW/ W]** [Valid=1500 /-] [Invalid=0 /-] [Mean=179.438 /-] [StdDev=47.564 /-]

### # NumMenage: Numéro Ménage

**Information** [Type= discrete] [Format=numeric] [Range= 1-10] [Missing=\*]

**Statistics [NW/ W]** [Valid=1500 /-] [Invalid=0 /-]

Value	Label	Cases	Percentage
1		151	10.1%
2		151	10.1%
3		152	10.1%
4		150	10.0%
5		149	9.9%
6		151	10.1%
7		149	9.9%
8		151	10.1%
9		149	9.9%
10		147	9.8%

*Warning: these figures indicate the number of cases found in the data file. They cannot be interpreted as summary statistics of the population of interest.*

### # Q1RegionNom: Nom de la Region

**Information** [Type= discrete] [Format=character] [Missing=\*]

**Statistics [NW/ W]** [Valid=1500 /-] [Invalid=0 /-]

Value	Label	Cases	Percentage
CENTRAL		599	39.9%
PLATEAUX		901	60.1%

*Warning: these figures indicate the number of cases found in the data file. They cannot be interpreted as summary statistics of the population of interest.*

### # Q2NumGrappe: Numero de la Grappe

**Information** [Type= continuous] [Format=numeric] [Range= 101-260] [Missing=\*]

**Statistics [NW/ W]** [Valid=1500 /-] [Invalid=0 /-] [Mean=179.444 /-] [StdDev=47.564 /-]

### # Q3NumMenage: Numero du Ménage

**Information** [Type= discrete] [Format=numeric] [Range= 1-10] [Missing=\*]

**Statistics [NW/ W]** [Valid=1500 /-] [Invalid=0 /-]

Value	Label	Cases	Percentage
1		151	10.1%
2		151	10.1%
3		152	10.1%
4		150	10.0%
5		149	9.9%
6		151	10.1%
7		149	9.9%

## File : Ménages

### # Q3NumMenage: Numero du Ménage

Value	Label	Cases	Percentage
8		151	10.1%
9		149	9.9%
10		147	9.8%

Warning: these figures indicate the number of cases found in the data file. They cannot be interpreted as summary statistics of the population of interest.

### # Q4aNomDistrict: Nom du District

<b>Information</b>	[Type= discrete] [Format=character] [Missing=*]
<b>Statistics [NW/ W]</b>	[Valid=1500 /-] [Invalid=0 /-]

Value	Label	Cases	Percentage
AGOU		60	4.0%
AKEBOU		40	2.7%
AMOU		72	4.8%
ANIE		60	4.0%
BLITTA		139	9.3%
DANYI		30	2.0%
EST-MONO		80	5.3%
HAHO		170	11.3%
KLOTO		90	6.0%
KPELE		50	3.3%
MOYEN-MONO		50	3.3%
OGOU		139	9.3%
SOTOUBOUA		160	10.7%
TCHAMBA		120	8.0%
TCHAOUJJO		180	12.0%
WAWA		60	4.0%

Warning: these figures indicate the number of cases found in the data file. They cannot be interpreted as summary statistics of the population of interest.

### # Q4bCodeDist: Code du District

<b>Information</b>	[Type= continuous] [Format=numeric] [Range= 11-26] [Missing=*]
<b>Statistics [NW/ W]</b>	[Valid=1500 /-] [Invalid=0 /-] [Mean=20.054 /-] [StdDev=4.693 /-]

### # Q5NomVilQuart: Nom du Village ou du Quartier

<b>Information</b>	[Type= discrete] [Format=character] [Missing=*]
<b>Statistics [NW/ W]</b>	[Valid=1500 /-] [Invalid=0 /-]

Value	Label	Cases	Percentage
ABATCHANG		10	0.7%
ABAYEME		10	0.7%
ABIDJANDE PIYO		10	0.7%
ABOUSSOM KOPE		10	0.7%
ADETA		10	0.7%
ADJENGRE		10	0.7%
ADOUGBELAN		10	0.7%

## File : Ménages

# Q5NomVilQuart: Nom du Village ou du Quartier

Value	Label	Cases	Percentage
AGADJI		10	0.7%
AGAVE		10	0.7%
AGBANDALA		10	0.7%
AGBANDAOU		10	0.7%
AGBANDI		10	0.7%
AGBATI		10	0.7%
AGBEDRAFO		10	0.7%
AGOME KPALIME		10	0.7%
AGOTIME ZOUKPE		10	0.7%
AGOU NYOGBO		10	0.7%
AGOULOU		10	0.7%
AKPAKPAPPE		10	0.7%
AKPARE		10	0.7%
ALAKPATADE		2	0.1%
ALEHERIDE		10	0.7%
ALIBI 1		5	0.3%
AMAIDE		10	0.7%
AMAKPAPPE		10	0.7%
AMOU-OBLO		10	0.7%
AMOUZOUCOPI		10	0.7%
AOUDA		10	0.7%
APEDOME		10	0.7%
APEYEME		10	0.7%
ASRAMA		10	0.7%
ASSOGAME		10	0.7%
ATAFA 2		10	0.7%
ATCHIBODOW		10	0.7%
AZIBA		5	0.3%
AZONAHA		10	0.7%
AZUMA		10	0.7%
BADOU IKPABE		1	0.1%
BADOU SARAKAWA		1	0.1%
BADOU/VILLE		1	0.1%
BAGO		10	0.7%
BALANKA		10	0.7%
BLITTA VILLE		19	1.3%
BODZE		10	0.7%
BOGO		10	0.7%
BOVOULEME POUDA		10	0.7%

## File : Ménages

# Q5NomVilQuart: Nom du Village ou du Quartier

Value	Label	Cases	Percentage
DAGMA		10	0.7%
DANTCHO		10	0.7%
DANYINO		10	0.7%
DATCHA		10	0.7%
DJIDA		2	0.1%
DJOKOUDAWO		10	0.7%
DOLOUME		10	0.7%
EDOKO		10	0.7%
EKPEGNON - VAKPO		10	0.7%
ELAVAGNON- VILLE		10	0.7%
FAZAO		10	0.7%
GADZEPE		10	0.7%
GBOGNIKRE		10	0.7%
GBOWLE AZAMBE		10	0.7%
GIDA		1	0.1%
GLEI		9	0.6%
GLITO		10	0.7%
GOLOWOU		10	0.7%
GUERI MALAM		10	0.7%
HAHOMEGBE		10	0.7%
HANYIGBA TODZI		10	0.7%
HIHETRO		10	0.7%
HOMAGAN		10	0.7%
HUILEHOE		10	0.7%
IKPABE		1	0.1%
ILE SAMA		10	0.7%
KABOLI		10	0.7%
KADAMBARA		10	0.7%
KAME		10	0.7%
KAMINA		10	0.7%
KANIAMBOUA		10	0.7%
KATI		10	0.7%
KATOME		10	0.7%
KATORE		10	0.7%
KAZABOUA ZONGO		9	0.6%
KELIZIO		10	0.7%
KERIODE		10	0.7%
KESSIBO		10	0.7%
KITANGOULI		5	0.3%

## File : Ménages

# Q5NomVilQuart: Nom du Village ou du Quartier

Value	Label	Cases	Percentage
KLO MAYONDI		10	0.7%
KOLINA		10	0.7%
KOMAH URBAIN		10	0.7%
KONADABO		10	0.7%
KOTORA		10	0.7%
KOUMA ADAME		10	0.7%
KOUTOUKPA		11	0.7%
KOZONGADE		10	0.7%
KPADAPE		10	0.7%
KPANGALAM URBAIN		10	0.7%
KPARIO		10	0.7%
KPATALA		5	0.3%
KPEDOME		10	0.7%
KPELE ELE		10	0.7%
KPELE GOVIE APEGAME		10	0.7%
KPEPLEME		10	0.7%
KPESSI		10	0.7%
KPOVE MARCHE		10	0.7%
LANGABOU		10	0.7%
LASSEGNON		10	0.7%
LAVIE AGOVIEPE		10	0.7%
LIRING		10	0.7%
LOMNAVA		10	0.7%
MANGOASSI		10	0.7%
MAZADA1		10	0.7%
MEWEDE		10	0.7%
MORETAN		10	0.7%
NAMBA- ADJENGRE		10	0.7%
NOTSE VILLE		10	0.7%
NYAMASSILA		10	0.7%
NYEKONAKPOI		10	0.7%
OGO- KOLIDE 1		10	0.7%
OLIGO		10	0.7%
PAGALA GARE		10	0.7%
PAGALA VILLAGE		10	0.7%
PANLAO		10	0.7%



## File : Ménages

# Q5NomVilQuart: Nom du Village ou du Quartier

Value	Label	Cases	Percentage
SADA1		10	0.7%
SAMOURE CONDJI		10	0.7%
SARAKAWA		1	0.1%
SEMODJIHOE		10	0.7%
SOMEDIA CENTRE		10	0.7%
SOTOUBOUA VILLE		10	0.7%
TADO		10	0.7%
TALAMONA		10	0.7%
TALO NOVISI		10	0.7%
TARE		10	0.7%
TCHADOME		10	0.7%
TCHALO		10	0.7%
TCHALOUDE		10	0.7%
TCHAMBA VILLE		10	0.7%
TCHAWARE		10	0.7%
TCHEBEBE		11	0.7%
TCHEKITA		10	0.7%
TCHRAMI		10	0.7%
TEMEDJA		11	0.7%
TETETOU		10	0.7%
TINTCHRO		10	0.7%
TITIGBE TCHILADA 1		10	0.7%
TOHOUN		10	0.7%
TOKOTSIHOE		10	0.7%
TOME		10	0.7%
TOMEGBE		10	0.7%
TRIANGLE		10	0.7%
TSAVE		10	0.7%
WAHALA		10	0.7%
WARAGNI		10	0.7%
WASSARABOU		10	0.7%
WELLY		10	0.7%
YALOUMBE		10	0.7%
ZOGBEGAN		10	0.7%
ZOGBEKOPE		10	0.7%
ZOLUO- KOKOYO		10	0.7%
ZONGO		5	0.3%
ZONGO A		5	0.3%

Warning: these figures indicate the number of cases found in the data file. They cannot be interpreted as summary statistics of the population of interest.

## File : Ménages

### # Q6Residence: Milieu de Residence

**Information** [Type= discrete] [Format=character] [Missing=\*]

**Statistics [NW/ W]** [Valid=1500 /-] [Invalid=0 /-]

Value	Label	Cases	Percentage
1		186	12.4%
2		1314	87.6%

*Warning: these figures indicate the number of cases found in the data file. They cannot be interpreted as summary statistics of the population of interest.*

### # I01CodeEq: Code de l'Equipe de Collecte

**Information** [Type= discrete] [Format=character] [Missing=\*]

**Statistics [NW/ W]** [Valid=1500 /-] [Invalid=0 /-]

Value	Label	Cases	Percentage
11		95	6.3%
12		39	2.6%
15		75	5.0%
16		35	2.3%
21		10	0.7%
22		10	0.7%
23		15	1.0%
24		40	2.7%
27		5	0.3%
28		37	2.5%
30		1	0.1%
32		4	0.3%
33		5	0.3%
34		5	0.3%
C11		32	2.1%
C12		105	7.0%
C13		55	3.7%
C14		18	1.2%
C16		55	3.7%
C17		64	4.3%
C18		120	8.0%
P11		45	3.0%
P14		37	2.5%
P15		30	2.0%
P16		61	4.1%
P17		1	0.1%
P18		42	2.8%
P19		31	2.1%
P20		35	2.3%
P21		29	1.9%
P22		30	2.0%
P23		5	0.3%
P25		80	5.3%

## File : Ménages

### # I01CodeEq: Code de l'Equipe de Collecte

Value	Label	Cases	Percentage
P26		43	2.9%
P27		20	1.3%
P29		9	0.6%
P30		27	1.8%
P31		39	2.6%
P32		40	2.7%
P33		40	2.7%
P34		30	2.0%
P52		1	0.1%

Warning: these figures indicate the number of cases found in the data file. They cannot be interpreted as summary statistics of the population of interest.

### # I02DateInterv: Date de l'Interview

<b>Information</b>	[Type= discrete] [Format=character] [Missing=*]
<b>Statistics [NW/ W]</b>	[Valid=1498 /-]

Value	Label	Cases	Percentage
2015-06-29		348	23.2%
2015-06-30		362	24.2%
2015-07-01		355	23.7%
2015-07-02		324	21.6%
2015-07-03		109	7.3%

Warning: these figures indicate the number of cases found in the data file. They cannot be interpreted as summary statistics of the population of interest.

### # I03CodeSuperv: Code du superviseur

<b>Information</b>	[Type= discrete] [Format=character] [Missing=*]
<b>Statistics [NW/ W]</b>	[Valid=1446 /-] [Invalid=0 /-]

Value	Label	Cases	Percentage
CE11		569	39.3%
PL11		446	30.8%
PL12		431	29.8%

Warning: these figures indicate the number of cases found in the data file. They cannot be interpreted as summary statistics of the population of interest.

### # I04CodeAgent: Code de l'Agent de Saisie

<b>Information</b>	[Type= discrete] [Format=character] [Missing=*]
<b>Statistics [NW/ W]</b>	[Valid=1446 /-] [Invalid=0 /-]

Value	Label	Cases	Percentage
CAS01		389	26.9%
CAS02		385	26.6%
CAS03		340	23.5%
CAS04		332	23.0%

Warning: these figures indicate the number of cases found in the data file. They cannot be interpreted as summary statistics of the population of interest.

### # C01Consent: Consentement de la Participation

<b>Information</b>	[Type= discrete] [Format=numeric] [Range= 1-1] [Missing=*]
<b>Statistics [NW/ W]</b>	[Valid=1500 /-] [Invalid=0 /-]

## File : Ménages

### # C01Consent: Consentement de la Participation

Value	Label	Cases	Percentage
1		1500	100.0%

Warning: these figures indicate the number of cases found in the data file. They cannot be interpreted as summary statistics of the population of interest.

### # C02aTotalpers: Total Personnes dans le Ménages

**Information** [Type= discrete] [Format=numeric] [Range= 2-19] [Missing=\*]

**Statistics [NW/ W]** [Valid=1498 /-] [Invalid=2 /-]

Value	Label	Cases	Percentage
2		55	3.7%
3		197	13.2%
4		311	20.8%
5		314	21.0%
6		232	15.5%
7		165	11.0%
8		87	5.8%
9		53	3.5%
10		36	2.4%
11		18	1.2%
12		14	0.9%
13		7	0.5%
14		2	0.1%
15		4	0.3%
16		1	0.1%
18		1	0.1%
19		1	0.1%
Sysmiss		2	

Warning: these figures indicate the number of cases found in the data file. They cannot be interpreted as summary statistics of the population of interest.

### # C02bEntre9mois10ans: Entre 9 mois et moins de 10 ans

**Information** [Type= discrete] [Format=numeric] [Range= 1-8] [Missing=\*]

**Statistics [NW/ W]** [Valid=1498 /-] [Invalid=2 /-]

Value	Label	Cases	Percentage
1		521	34.8%
2		562	37.5%
3		288	19.2%
4		87	5.8%
5		31	2.1%
6		5	0.3%
7		3	0.2%
8		1	0.1%
Sysmiss		2	

Warning: these figures indicate the number of cases found in the data file. They cannot be interpreted as summary statistics of the population of interest.

### # C03NivInstruct: Niveau d'instruction du Chef de Ménage

**Information** [Type= discrete] [Format=character] [Missing=\*]

## File : Ménages

### # C03NivInstruct: Niveau d'instruction du Chef de Ménage

Statistics [NW/ W] [Valid=1497 /-] [Invalid=0 /-]

Value	Label	Cases	Percentage
ALPHABETISE		9	0.6%
AUCUN		497	33.2%
PRIMAIRE		650	43.4%
SECONDAIRE		330	22.0%
UNIVERSITE		11	0.7%

Warning: these figures indicate the number of cases found in the data file. They cannot be interpreted as summary statistics of the population of interest.

### # C04aProfChef: Profession du Chef de Ménage

Information [Type= discrete] [Format=character] [Missing=\*]

Statistics [NW/ W] [Valid=1497 /-] [Invalid=0 /-]

Value	Label	Cases	Percentage
AGRICULTEUR		574	38.3%
ARTISAN		174	11.6%
AUTRE		31	2.1%
COMMERCANT		322	21.5%
ETUDIANT		4	0.3%
MENAGERE		310	20.7%
SALARIE		67	4.5%
SANS EMPLOI		15	1.0%

Warning: these figures indicate the number of cases found in the data file. They cannot be interpreted as summary statistics of the population of interest.

### # C04bSiAutrePresicez: Si Autre préciser

Information [Type= discrete] [Format=character] [Missing=\*]

Statistics [NW/ W] [Valid=35 /-] [Invalid=0 /-]

Value	Label	Cases	Percentage
*		1	2.9%
BOUCHER		1	2.9%
CATECHISTE		1	2.9%
CHAUFFEUR		2	5.7%
CONDUCTEUR		1	2.9%
CONDUCTEUR DE TAXI MOTO		2	5.7%
COUTURIERE		6	17.1%
ELECTRICIEN		1	2.9%
GUERISSEUR		1	2.9%
HERBORISTE		1	2.9%
MACON		7	20.0%
MECANICIEN		1	2.9%
MENUISIER		1	2.9%
MENUSIER		1	2.9%
PASTEUR		5	14.3%
TAILLEUR		1	2.9%

## File : Ménages

### # C04bSiAutrePresicez: Si Autre préciser

Value	Label	Cases	Percentage
TAXI-MOTO		1	2.9%
Y		1	2.9%

Warning: these figures indicate the number of cases found in the data file. They cannot be interpreted as summary statistics of the population of interest.

### # C05Inform: Le chef de ménage a t-il été informé de la campagne

<b>Information</b>	[Type= discrete] [Format=numeric] [Range= 1-2] [Missing=*]
<b>Statistics [NW/ W]</b>	[Valid=1500 /-] [Invalid=0 /-]

Value	Label	Cases	Percentage
1		1369	91.3%
2		131	8.7%

Warning: these figures indicate the number of cases found in the data file. They cannot be interpreted as summary statistics of the population of interest.

### # C06aRadio: Par Radio

<b>Information</b>	[Type= discrete] [Format=numeric] [Range= 1-1] [Missing=*]
<b>Statistics [NW/ W]</b>	[Valid=230 /-] [Invalid=1270 /-]

Value	Label	Cases	Percentage
1		230	100.0%
Sysmiss		1270	

Warning: these figures indicate the number of cases found in the data file. They cannot be interpreted as summary statistics of the population of interest.

### # C06bTelevision: Par Télévision

<b>Information</b>	[Type= discrete] [Format=numeric] [Range= 1-1] [Missing=*]
<b>Statistics [NW/ W]</b>	[Valid=9 /-] [Invalid=1491 /-]

Value	Label	Cases	Percentage
1		9	100.0%
Sysmiss		1491	

Warning: these figures indicate the number of cases found in the data file. They cannot be interpreted as summary statistics of the population of interest.

### # C06cCrieurs: Par des crieurs

<b>Information</b>	[Type= discrete] [Format=numeric] [Range= 1-1] [Missing=*]
<b>Statistics [NW/ W]</b>	[Valid=1003 /-] [Invalid=497 /-]

Value	Label	Cases	Percentage
1		1003	100.0%
Sysmiss		497	

Warning: these figures indicate the number of cases found in the data file. They cannot be interpreted as summary statistics of the population of interest.

### # C06c2MobSoc: Par des Mobilisateurs Sociaux

<b>Information</b>	[Type= discrete] [Format=numeric] [Range= 1-1] [Missing=*]
<b>Statistics [NW/ W]</b>	[Valid=149 /-] [Invalid=1351 /-]

Value	Label	Cases	Percentage
1		149	100.0%
Sysmiss		1351	

Warning: these figures indicate the number of cases found in the data file. They cannot be interpreted as summary statistics of the population of interest.

### # C06dASC: Par des agents de Santé Communautaire

<b>Information</b>	[Type= discrete] [Format=numeric] [Range= 1-1] [Missing=*]
--------------------	------------------------------------------------------------

## File : Ménages

### # C06dASC: Par des agents de Santé Communautaire

Statistics [NW/ W] [Valid=303 /-] [Invalid=1197 /-]

Value	Label	Cases	Percentage
1		303	100.0%
Sysmiss		1197	

Warning: these figures indicate the number of cases found in the data file. They cannot be interpreted as summary statistics of the population of interest.

### # C06eAgentSante: Par des Agents de Santé

Information [Type= discrete] [Format=numeric] [Range= 1-1] [Missing=\*]

Statistics [NW/ W] [Valid=132 /-] [Invalid=1368 /-]

Value	Label	Cases	Percentage
1		132	100.0%
Sysmiss		1368	

Warning: these figures indicate the number of cases found in the data file. They cannot be interpreted as summary statistics of the population of interest.

### # C06fEcole: A l'école (Enseignant / élève)

Information [Type= discrete] [Format=numeric] [Range= 1-1] [Missing=\*]

Statistics [NW/ W] [Valid=202 /-] [Invalid=1298 /-]

Value	Label	Cases	Percentage
1		202	100.0%
Sysmiss		1298	

Warning: these figures indicate the number of cases found in the data file. They cannot be interpreted as summary statistics of the population of interest.

### # C06gFamille: Par la Famille

Information [Type= discrete] [Format=numeric] [Range= 1-1] [Missing=\*]

Statistics [NW/ W] [Valid=20 /-] [Invalid=1480 /-]

Value	Label	Cases	Percentage
1		20	100.0%
Sysmiss		1480	

Warning: these figures indicate the number of cases found in the data file. They cannot be interpreted as summary statistics of the population of interest.

### # C06hVoisinAmi: Par le Voisin ou Ami

Information [Type= discrete] [Format=numeric] [Range= 1-1] [Missing=\*]

Statistics [NW/ W] [Valid=101 /-] [Invalid=1399 /-]

Value	Label	Cases	Percentage
1		101	100.0%
Sysmiss		1399	

Warning: these figures indicate the number of cases found in the data file. They cannot be interpreted as summary statistics of the population of interest.

### # C06iChefVillage: Par le chef du Village

Information [Type= discrete] [Format=numeric] [Range= 1-1] [Missing=\*]

Statistics [NW/ W] [Valid=183 /-] [Invalid=1317 /-]

Value	Label	Cases	Percentage
1		183	100.0%
Sysmiss		1317	

Warning: these figures indicate the number of cases found in the data file. They cannot be interpreted as summary statistics of the population of interest.

## File : Ménages

### # C06jLeaderRelig: Par le Leader religieux

**Information** [Type= discrete] [Format=numeric] [Range= 1-1] [Missing=\*]

**Statistics [NW/ W]** [Valid=82 /-] [Invalid=1418 /-]

Value	Label	Cases	Percentage
1		82	100.0%
Sysmiss		1418	

*Warning: these figures indicate the number of cases found in the data file. They cannot be interpreted as summary statistics of the population of interest.*

### # C06kAutre: Autre source

**Information** [Type= discrete] [Format=numeric] [Range= 1-1] [Missing=\*]

**Statistics [NW/ W]** [Valid=1 /-] [Invalid=1499 /-]

Value	Label	Cases	Percentage
1		1	100.0%
Sysmiss		1499	

*Warning: these figures indicate the number of cases found in the data file. They cannot be interpreted as summary statistics of the population of interest.*

### # C06lPrecisez: Préciser

**Information** [Type= discrete] [Format=character] [Missing=\*]

**Statistics [NW/ W]** [Valid=6 /-] [Invalid=0 /-]

Value	Label	Cases	Percentage
AFICHE DE VACCINATION		1	16.7%
Y		5	83.3%

*Warning: these figures indicate the number of cases found in the data file. They cannot be interpreted as summary statistics of the population of interest.*

### # MenageKey: Clé Unique

**Information** [Type= continuous] [Format=numeric] [Range= 1-1501] [Missing=\*]

**Statistics [NW/ W]** [Valid=1500 /-] [Invalid=0 /-] [Mean=750.513 /-] [StdDev=433.179 /-]



## File : Enfant

### # NumRegp2: Numéro Région

**Information** [Type= discrete] [Format=numeric] [Range= 11-12] [Missing=\*]

**Statistics [NW/ W]** [Valid=3071 /-] [Invalid=0 /-] [Mean=11.405 /-] [StdDev=0.491 /-]

Value	Label	Cases	Percentage
11		1828	59.5%
12		1243	40.5%

*Warning: these figures indicate the number of cases found in the data file. They cannot be interpreted as summary statistics of the population of interest.*

### # Numgrapp2: Numéro Grappe

**Information** [Type= continuous] [Format=numeric] [Range= 101-260] [Missing=\*]

**Statistics [NW/ W]** [Valid=3071 /-] [Invalid=0 /-] [Mean=180.131 /-] [StdDev=46.951 /-]

### # Numdistp2: Numéro district

**Information** [Type= discrete] [Format=numeric] [Range= 11-26] [Missing=\*]

**Statistics [NW/ W]** [Valid=3071 /-] [Invalid=0 /-] [Mean=20.131 /-] [StdDev=4.633 /-]

Value	Label	Cases	Percentage
11		124	4.0%
12		155	5.0%
13		102	3.3%
14		47	1.5%
15		193	6.3%
16		256	8.3%
17		142	4.6%
18		113	3.7%
19		70	2.3%
20		149	4.9%
21		96	3.1%
22		381	12.4%
23		322	10.5%
24		322	10.5%
25		241	7.8%
26		358	11.7%

*Warning: these figures indicate the number of cases found in the data file. They cannot be interpreted as summary statistics of the population of interest.*

### # NomRegp2: Nom Région

**Information** [Type= discrete] [Format=character] [Missing=\*]

**Statistics [NW/ W]** [Valid=3071 /-] [Invalid=0 /-]

Value	Label	Cases	Percentage
CENTRALE		1242	40.4%
PLATEAUX		1827	59.5%
pLATEAUX		2	0.1%

*Warning: these figures indicate the number of cases found in the data file. They cannot be interpreted as summary statistics of the population of interest.*

### # Nomdistrp2: Nom district

**Information** [Type= discrete] [Format=character] [Missing=\*]

**Statistics [NW/ W]** [Valid=3071 /-] [Invalid=0 /-]

## File : Enfant

### # Nomdistrp2: Nom district

Value	Label	Cases	Percentage
AGOU		121	3.9%
AKEBOU		71	2.3%
AMOU		185	6.0%
ANIE		141	4.6%
BLITTA		321	10.5%
DANYI		47	1.5%
EST MONO		149	4.9%
HAHO		381	12.4%
KLOTO		156	5.1%
KPELE		102	3.3%
MOYEN MONO		96	3.1%
OGOU		264	8.6%
SOTOUBOUA		322	10.5%
TCHAMBA		244	7.9%
TCHAOUJJO		358	11.7%
WAWA		113	3.7%

Warning: these figures indicate the number of cases found in the data file. They cannot be interpreted as summary statistics of the population of interest.

### # UniqueKey: Clé unique

<b>Information</b>	[Type= continuous] [Format=numeric] [Range= 1-3192] [Missing=*]
<b>Statistics [NW/ W]</b>	[Valid=3071 /-] [Invalid=0 /-] [Mean=1571.604 /-] [StdDev=910.277 /-]

### # MenageKey: Clé étrangère

<b>Information</b>	[Type= continuous] [Format=numeric] [Range= 1-382] [Missing=*]
<b>Statistics [NW/ W]</b>	[Valid=3050 /-] [Invalid=21 /-] [Mean=186.981 /-] [StdDev=106.249 /-]

### # R1NumId: Numero Individu

<b>Information</b>	[Type= discrete] [Format=numeric] [Range= 1-8] [Missing=*]
<b>Statistics [NW/ W]</b>	[Valid=3071 /-] [Invalid=0 /-]

Value	Label	Cases	Percentage
1		1503	48.9%
2		972	31.7%
3		417	13.6%
4		126	4.1%
5		39	1.3%
6		9	0.3%
7		4	0.1%
8		1	0.0%

Warning: these figures indicate the number of cases found in the data file. They cannot be interpreted as summary statistics of the population of interest.

### # R2Sexe: Sexe

<b>Information</b>	[Type= discrete] [Format=numeric] [Range= 1-2] [Missing=*]
<b>Statistics [NW/ W]</b>	[Valid=3071 /-] [Invalid=0 /-]

## File : Enfant

### # R2Sexe: Sexe

Value	Label	Cases	Percentage
1		1562	50.9%
2		1509	49.1%

Warning: these figures indicate the number of cases found in the data file. They cannot be interpreted as summary statistics of the population of interest.

### # R3DateNaiss: Date de Naissance

Information	[Type= discrete] [Format=character] [Missing=*]
Statistics [NW/ W]	[Valid=3015 /-]

### # R3AgeRev: Age Révolu

Information	[Type= continuous] [Format=numeric] [Range= 0.75-10.5] [Missing=*]
Statistics [NW/ W]	[Valid=3070 /-] [Invalid=1 /-] [Mean=5.258 /-] [StdDev=2.414 /-]

### # R4Habitation: Habitez-vous au Togo, et dans les 2 régions couvertes par la campagne (Plateaux et Centrale) ?

Information	[Type= discrete] [Format=numeric] [Range= 1-2] [Missing=*]
Statistics [NW/ W]	[Valid=3071 /-] [Invalid=0 /-]

Value	Label	Cases	Percentage
1		3064	99.8%
2		7	0.2%

Warning: these figures indicate the number of cases found in the data file. They cannot be interpreted as summary statistics of the population of interest.

### # R5SiNonR4: Si Non

Information	[Type= discrete] [Format=numeric] [Range= 1-5] [Missing=*]
Statistics [NW/ W]	[Valid=13 /-] [Invalid=3058 /-]

Value	Label	Cases	Percentage
1		6	46.2%
2		3	23.1%
3		3	23.1%
5		1	7.7%
Sysmiss		3058	

Warning: these figures indicate the number of cases found in the data file. They cannot be interpreted as summary statistics of the population of interest.

### # R5SiNonR4Autre: Si vous n'habitez pas dans les 2 régions, où habitez-vous au moment de la campagne?

Information	[Type= discrete] [Format=character] [Missing=*]
Statistics [NW/ W]	[Valid=6 /-] [Invalid=0 /-]

Value	Label	Cases	Percentage
1		3	50.0%
2		3	50.0%

Warning: these figures indicate the number of cases found in the data file. They cannot be interpreted as summary statistics of the population of interest.

### # R6Vaccination: Votre enfant a-t-il reçu le vaccin contre la Rougeole pendant la campagne?

Information	[Type= discrete] [Format=numeric] [Range= 1-9] [Missing=*]
Statistics [NW/ W]	[Valid=3071 /-] [Invalid=0 /-]

Value	Label	Cases	Percentage
1		2001	65.2%
2		1030	33.5%

## File : Enfant

### # R6Vaccination: Votre enfant a-t-il reçu le vaccin contre la Rougeole pendant la campagne?

Value	Label	Cases	Percentage
3		34	1.1%
9		6	0.2%

Warning: these figures indicate the number of cases found in the data file. They cannot be interpreted as summary statistics of the population of interest.

### # R7Raisons: S'il y a 1 ou des enfants cibles non vaccinés, donnez la / les raisons :

<b>Information</b>	[Type= discrete] [Format=numeric] [Range= 1-16] [Missing=*]
<b>Statistics [NW/ W]</b>	[Valid=30 /-] [Invalid=3041 /-]

Value	Label	Cases	Percentage
1		16	53.3%
2		2	6.7%
3		5	16.7%
4		1	3.3%
7		1	3.3%
11		1	3.3%
13		1	3.3%
15		1	3.3%
16		2	6.7%
Sysmiss		3041	

Warning: these figures indicate the number of cases found in the data file. They cannot be interpreted as summary statistics of the population of interest.

### # R7RaisonsAutre: Autre Préciser

<b>Information</b>	[Type= discrete] [Format=character] [Missing=*]
<b>Statistics [NW/ W]</b>	[Valid=1 /-] [Invalid=0 /-]

Value	Label	Cases	Percentage
15		1	100.0%

Warning: these figures indicate the number of cases found in the data file. They cannot be interpreted as summary statistics of the population of interest.

### # R10Maladie: Contre quelle maladie, votre enfant a-t-il été vacciné ?

<b>Information</b>	[Type= discrete] [Format=numeric] [Range= 1-4] [Missing=*]
<b>Statistics [NW/ W]</b>	[Valid=3016 /-] [Invalid=55 /-]

Value	Label	Cases	Percentage
1		2039	67.6%
2		213	7.1%
3		730	24.2%
4		34	1.1%
Sysmiss		55	

Warning: these figures indicate the number of cases found in the data file. They cannot be interpreted as summary statistics of the population of interest.

### # R13Informe: Etiez-vous informé de la tenue de la présente campagne de vaccination ?

<b>Information</b>	[Type= discrete] [Format=numeric] [Range= 1-2] [Missing=*]
<b>Statistics [NW/ W]</b>	[Valid=3071 /-] [Invalid=0 /-]

Value	Label	Cases	Percentage
1		2791	90.9%
2		280	9.1%

Warning: these figures indicate the number of cases found in the data file. They cannot be interpreted as summary statistics of the population of interest.

## File : Enfant

### # R14aRadio: Radio

**Information** [Type= discrete] [Format=character] [Missing=\*]

**Statistics [NW/ W]** [Valid=499 /-] [Invalid=0 /-]

Value	Label	Cases	Percentage
NON		2	0.4%
OUI		497	99.6%

*Warning: these figures indicate the number of cases found in the data file. They cannot be interpreted as summary statistics of the population of interest.*

### # R14bTV: Télévision

**Information** [Type= discrete] [Format=character] [Missing=\*]

**Statistics [NW/ W]** [Valid=22 /-] [Invalid=0 /-]

Value	Label	Cases	Percentage
NON		1	4.5%
OUI		21	95.5%

*Warning: these figures indicate the number of cases found in the data file. They cannot be interpreted as summary statistics of the population of interest.*

### # R14cCrieurs: Crieurs

**Information** [Type= discrete] [Format=character] [Missing=\*]

**Statistics [NW/ W]** [Valid=2054 /-] [Invalid=0 /-]

Value	Label	Cases	Percentage
NON		8	0.4%
OUI		2046	99.6%

*Warning: these figures indicate the number of cases found in the data file. They cannot be interpreted as summary statistics of the population of interest.*

### # R14dMobSoc: Mobilisateurs sociaux

**Information** [Type= discrete] [Format=character] [Missing=\*]

**Statistics [NW/ W]** [Valid=373 /-] [Invalid=0 /-]

Value	Label	Cases	Percentage
NON		5	1.3%
OUI		368	98.7%

*Warning: these figures indicate the number of cases found in the data file. They cannot be interpreted as summary statistics of the population of interest.*

### # R14eASC: Agents de santé communautaire

**Information** [Type= discrete] [Format=character] [Missing=\*]

**Statistics [NW/ W]** [Valid=738 /-] [Invalid=0 /-]

Value	Label	Cases	Percentage
NON		1	0.1%
OUI		737	99.9%

*Warning: these figures indicate the number of cases found in the data file. They cannot be interpreted as summary statistics of the population of interest.*

### # R14fEcole: Ecole

**Information** [Type= discrete] [Format=character] [Missing=\*]

**Statistics [NW/ W]** [Valid=392 /-] [Invalid=0 /-]

Value	Label	Cases	Percentage
NON		4	1.0%
OUI		388	99.0%

*Warning: these figures indicate the number of cases found in the data file. They cannot be interpreted as summary statistics of the population of interest.*

## File : Enfant

### # R14gFamille: Famille

Information [Type= discrete] [Format=character] [Missing=\*]

Statistics [NW/ W] [Valid=43 /-] [Invalid=0 /-]

Value	Label	Cases	Percentage
NON		1	2.3%
OUI		42	97.7%

Warning: these figures indicate the number of cases found in the data file. They cannot be interpreted as summary statistics of the population of interest.

### # R14hVoisAmi: Voisin, ami

Information [Type= discrete] [Format=character] [Missing=\*]

Statistics [NW/ W] [Valid=191 /-] [Invalid=0 /-]

Value	Label	Cases	Percentage
NON		1	0.5%
OUI		190	99.5%

Warning: these figures indicate the number of cases found in the data file. They cannot be interpreted as summary statistics of the population of interest.

### # R14iChefVill: Chef Village

Information [Type= discrete] [Format=character] [Missing=\*]

Statistics [NW/ W] [Valid=378 /-] [Invalid=0 /-]

Value	Label	Cases	Percentage
NON		1	0.3%
OUI		377	99.7%

Warning: these figures indicate the number of cases found in the data file. They cannot be interpreted as summary statistics of the population of interest.

### # R14jLeaderRel: Leader religieux

Information [Type= discrete] [Format=character] [Missing=\*]

Statistics [NW/ W] [Valid=191 /-] [Invalid=0 /-]

Value	Label	Cases	Percentage
NON		2	1.0%
OUI		189	99.0%

Warning: these figures indicate the number of cases found in the data file. They cannot be interpreted as summary statistics of the population of interest.

### # R14kASante: Où est ce que vos enfants ont été vaccinés/supplémentés 1?

Information [Type= discrete] [Format=character] [Missing=\*]

Statistics [NW/ W] [Valid=246 /-] [Invalid=0 /-]

Value	Label	Cases	Percentage
NON		2	0.8%
OUI		244	99.2%

Warning: these figures indicate the number of cases found in the data file. They cannot be interpreted as summary statistics of the population of interest.

### # R14lAutres: Autres

Information [Type= discrete] [Format=character] [Missing=\*]

Statistics [NW/ W] [Valid=3 /-] [Invalid=0 /-]

Value	Label	Cases	Percentage
2		1	33.3%
AFFICHE		1	33.3%

## File : Enfant

### # R14Autres: Autres

Value	Label	Cases	Percentage
VOYAGE		1	33.3%

*Warning: these figures indicate the number of cases found in the data file. They cannot be interpreted as summary statistics of the population of interest.*

### # R15LieuVacc: Où est ce que vos enfants ont été vaccinés/supplémentés ?

<b>Information</b>	[Type= discrete] [Format=numeric] [Range= 1-3] [Missing=*]
<b>Statistics [NW/ W]</b>	[Valid=3022 /-] [Invalid=49 /-]

Value	Label	Cases	Percentage
1		769	25.4%
2		2241	74.2%
3		12	0.4%
Sysmiss		49	

*Warning: these figures indicate the number of cases found in the data file. They cannot be interpreted as summary statistics of the population of interest.*

### # R16MAPI: Après la vaccination/supplémentation, votre enfant a-t-il eu une maladie (MAPI\*) que vous pensez être due aux interventions de la campagne ?

<b>Information</b>	[Type= discrete] [Format=numeric] [Range= 1-3] [Missing=*]
<b>Statistics [NW/ W]</b>	[Valid=3020 /-] [Invalid=51 /-]

Value	Label	Cases	Percentage
1		139	4.6%
2		2870	95.0%
3		11	0.4%
Sysmiss		51	

*Warning: these figures indicate the number of cases found in the data file. They cannot be interpreted as summary statistics of the population of interest.*

### # R17SiMAPI: Si une MAPI a été signalée, la(les)quelle(s) ?

<b>Information</b>	[Type= discrete] [Format=numeric] [Range= 1-10] [Missing=*]
<b>Statistics [NW/ W]</b>	[Valid=134 /-] [Invalid=2937 /-]

Value	Label	Cases	Percentage
1		64	47.8%
2		22	16.4%
3		9	6.7%
4		13	9.7%
7		21	15.7%
9		3	2.2%
10		2	1.5%
Sysmiss		2937	

*Warning: these figures indicate the number of cases found in the data file. They cannot be interpreted as summary statistics of the population of interest.*

### # R17SiMAPIAutre: MAPI Autres

<b>Information</b>	[Type= discrete] [Format=character] [Missing=*]
<b>Statistics [NW/ W]</b>	[Valid=16 /-] [Invalid=0 /-]

Value	Label	Cases	Percentage
'		2	12.5%
'4		2	12.5%
1		5	31.2%

## File : Enfant

### # R17SiMAPIAutre: MAPI Autres

Value	Label	Cases	Percentage
2		3	18.8%
3		1	6.2%
4		3	18.8%

Warning: these figures indicate the number of cases found in the data file. They cannot be interpreted as summary statistics of the population of interest.

### # R18SiMAPI: Qu'avez-vous fait (si une MAPI a été signalée) ?

<b>Information</b>	[Type= discrete] [Format=numeric] [Range= 1-4] [Missing=*]
<b>Statistics [NW/ W]</b>	[Valid=238 /-] [Invalid=2833 /-]

Value	Label	Cases	Percentage
1		36	15.1%
2		55	23.1%
3		30	12.6%
4		117	49.2%
Sysmiss		2833	

Warning: these figures indicate the number of cases found in the data file. They cannot be interpreted as summary statistics of the population of interest.



## File : Centre de Santé

### # RegionSanit: Region Sanitaire

**Information** [Type= discrete] [Format=character] [Missing=\*]

**Statistics [NW/ W]** [Valid=18 /-] [Invalid=0 /-]

Value	Label	Cases	Percentage
CENTRALE		7	38.9%
PLATEAUX		11	61.1%

*Warning: these figures indicate the number of cases found in the data file. They cannot be interpreted as summary statistics of the population of interest.*

### # DistrictSanit: District Sanitaire

**Information** [Type= discrete] [Format=character] [Missing=\*]

**Statistics [NW/ W]** [Valid=18 /-] [Invalid=0 /-]

Value	Label	Cases	Percentage
AGOU		1	5.6%
AKEBOU		1	5.6%
AMOU		1	5.6%
ANIE		1	5.6%
BLITTA		2	11.1%
EST-MONO		1	5.6%
HAHO		2	11.1%
KLOTO		1	5.6%
MOYEN-MONO		1	5.6%
OGOU		1	5.6%
SOTOUBOUA		2	11.1%
TCHAMBA		2	11.1%
TCHAOUJJO		2	11.1%

*Warning: these figures indicate the number of cases found in the data file. They cannot be interpreted as summary statistics of the population of interest.*

### # FormationSanit: Formation Sanitaire

**Information** [Type= discrete] [Format=character] [Missing=\*]

**Statistics [NW/ W]** [Valid=18 /-] [Invalid=0 /-]

Value	Label	Cases	Percentage
AKPARE		1	5.6%
AMOU-OBLO		1	5.6%
ASRAMA		1	5.6%
KAMBOLI		1	5.6%
KAMINA		1	5.6%
KANIAMBOUA		1	5.6%
KATI		1	5.6%
KOLINA		1	5.6%
KOLOKOPE		1	5.6%
KOUMONIADE		1	5.6%
KOUSSOUNTOU		1	5.6%
LANGABOU		1	5.6%
LAVIE		1	5.6%
NKENGBE		1	5.6%

## File : Centre de Santé

### # FormationSanit: Formation Sanitaire

Value	Label	Cases	Percentage
NYAMASSILA		1	5.6%
TADO		1	5.6%
TCHEBEBE		1	5.6%
WAHALA		1	5.6%

Warning: these figures indicate the number of cases found in the data file. They cannot be interpreted as summary statistics of the population of interest.

### # TypeFS: Type de Formation Sanitaire

<b>Information</b>	[Type= discrete] [Format=character] [Missing=*]
<b>Statistics [NW/ W]</b>	[Valid=18 /-] [Invalid=0 /-]

Value	Label	Cases	Percentage
PRIVEE		1	5.6%
PUBLIQUE		17	94.4%

Warning: these figures indicate the number of cases found in the data file. They cannot be interpreted as summary statistics of the population of interest.

### # Qualifeng: Qualification de l'enquêté

<b>Information</b>	[Type= discrete] [Format=character] [Missing=*]
<b>Statistics [NW/ W]</b>	[Valid=18 /-] [Invalid=0 /-]

Value	Label	Cases	Percentage
AHE		1	5.6%
ASSISTANT MEDICAL		5	27.8%
IAE		4	22.2%
IDE		7	38.9%
TSS		1	5.6%

Warning: these figures indicate the number of cases found in the data file. They cannot be interpreted as summary statistics of the population of interest.

### # Foncteng: Fonction de l'enquêté

<b>Information</b>	[Type= discrete] [Format=character] [Missing=*]
<b>Statistics [NW/ W]</b>	[Valid=18 /-] [Invalid=0 /-]

Value	Label	Cases	Percentage
ICP		8	44.4%
PFPEV		1	5.6%
RESPONSABLE CMS		1	5.6%
RESPONSABLE FORM SANITAIRE		1	5.6%
RFS		7	38.9%

Warning: these figures indicate the number of cases found in the data file. They cannot be interpreted as summary statistics of the population of interest.

### # Nbanbservice: Nombre d'année de service

<b>Information</b>	[Type= discrete] [Format=numeric] [Range= 1-33] [Missing=*]
<b>Statistics [NW/ W]</b>	[Valid=18 /-] [Invalid=0 /-]

Value	Label	Cases	Percentage
1		2	11.1%
3		1	5.6%

## File : Centre de Santé

### # Nbanservice: Nombre d'année de service

Value	Label	Cases	Percentage
5		2	11.1%
7		1	5.6%
10		1	5.6%
14		1	5.6%
15		1	5.6%
16		1	5.6%
17		4	22.2%
20		1	5.6%
21		1	5.6%
25		1	5.6%
33		1	5.6%

Warning: these figures indicate the number of cases found in the data file. They cannot be interpreted as summary statistics of the population of interest.

### # NbAnPoste: Nombre d'année dans le poste

Value	Label	Cases	Percentage
1		12	66.7%
4		2	11.1%
5		1	5.6%
7		1	5.6%
8		1	5.6%
17		1	5.6%

Warning: these figures indicate the number of cases found in the data file. They cannot be interpreted as summary statistics of the population of interest.

### # DateEnq: Date Enquêté

Value	Label	Cases	Percentage
2015-03-02		1	5.6%
2015-06-24		1	5.6%
2015-06-29		1	5.6%
2015-06-30		5	27.8%
2015-07-01		6	33.3%
2015-07-02		3	16.7%
2015-07-03		1	5.6%

Warning: these figures indicate the number of cases found in the data file. They cannot be interpreted as summary statistics of the population of interest.

### # NbreunionCoord: Nombre de reunion avant la campagne

Value	Label	Cases	Percentage
1		5	29.4%
2		4	23.5%

## File : Centre de Santé

### # NbreunionCoord: Nombre de reunion avant la campagne

Value	Label	Cases	Percentage
3		7	41.2%
4		1	5.9%
Sysmiss		1	

Warning: these figures indicate the number of cases found in the data file. They cannot be interpreted as summary statistics of the population of interest.

### # TempsAvcamp: Combien de temps avant la campagne

<b>Information</b>	[Type= discrete] [Format=numeric] [Range= 1-7] [Missing=*]
<b>Statistics [NW/ W]</b>	[Valid=17 /-] [Invalid=1 /-]

Value	Label	Cases	Percentage
1		2	11.8%
2		6	35.3%
3		2	11.8%
4		4	23.5%
7		3	17.6%
Sysmiss		1	

Warning: these figures indicate the number of cases found in the data file. They cannot be interpreted as summary statistics of the population of interest.

### # ReunJournal: Combien de reunion journalière

<b>Information</b>	[Type= discrete] [Format=numeric] [Range= 2-10] [Missing=*]
<b>Statistics [NW/ W]</b>	[Valid=18 /-] [Invalid=0 /-]

Value	Label	Cases	Percentage
2		2	11.1%
3		2	11.1%
5		1	5.6%
7		11	61.1%
10		2	11.1%

Warning: these figures indicate the number of cases found in the data file. They cannot be interpreted as summary statistics of the population of interest.

### # StrategieFixe: Stratégie Fixe

<b>Information</b>	[Type= discrete] [Format=numeric] [Range= 1-1] [Missing=*]
<b>Statistics [NW/ W]</b>	[Valid=18 /-] [Invalid=0 /-]

Value	Label	Cases	Percentage
1		18	100.0%

Warning: these figures indicate the number of cases found in the data file. They cannot be interpreted as summary statistics of the population of interest.

### # Strategieavance: Stratégie avancé

<b>Information</b>	[Type= discrete] [Format=numeric] [Range= 1-1] [Missing=*]
<b>Statistics [NW/ W]</b>	[Valid=18 /-] [Invalid=0 /-]

Value	Label	Cases	Percentage
1		18	100.0%

Warning: these figures indicate the number of cases found in the data file. They cannot be interpreted as summary statistics of the population of interest.

### # StratMobile: Stratégie Mobile

<b>Information</b>	[Type= discrete] [Format=numeric] [Range= 1-1] [Missing=*]
<b>Statistics [NW/ W]</b>	[Valid=1 /-] [Invalid=17 /-]

## File : Centre de Santé

### # StratMobile: Stratégie Mobile

Value	Label	Cases	Percentage
1		1	100.0%
Sysmiss		17	

Warning: these figures indicate the number of cases found in the data file. They cannot be interpreted as summary statistics of the population of interest.

### # Autres: Autres

<b>Information</b>	[Type= discrete] [Format=character] [Missing=*]
<b>Statistics [NW/ W]</b>	[Valid=1 /-] [Invalid=0 /-]

Value	Label	Cases	Percentage
VACC A MOTO POP PLUS DE 15 KM		1	100.0%

Warning: these figures indicate the number of cases found in the data file. They cannot be interpreted as summary statistics of the population of interest.

### # NbVillages: Nombre de village

<b>Information</b>	[Type= discrete] [Format=numeric] [Range= 3-37] [Missing=*]
<b>Statistics [NW/ W]</b>	[Valid=18 /-] [Invalid=0 /-]

Value	Label	Cases	Percentage
3		1	5.6%
4		2	11.1%
5		1	5.6%
6		2	11.1%
7		1	5.6%
11		1	5.6%
12		1	5.6%
13		2	11.1%
16		1	5.6%
20		1	5.6%
22		1	5.6%
24		1	5.6%
29		1	5.6%
35		1	5.6%
37		1	5.6%

Warning: these figures indicate the number of cases found in the data file. They cannot be interpreted as summary statistics of the population of interest.

### # Routine: Durant la campagne avez-vous poursuivi les séances de vaccination de routine

<b>Information</b>	[Type= discrete] [Format=numeric] [Range= 1-1] [Missing=*]
<b>Statistics [NW/ W]</b>	[Valid=17 /-] [Invalid=1 /-]

Value	Label	Cases	Percentage
1		17	100.0%
Sysmiss		1	

Warning: these figures indicate the number of cases found in the data file. They cannot be interpreted as summary statistics of the population of interest.

### # ManqPersonnel: Manque de personnel

<b>Information</b>	[Type= discrete] [Format=numeric] [Missing=*]
<b>Statistics [NW/ W]</b>	[Valid=0 /-] [Invalid=18 /-]

## File : Centre de Santé

### # ManqPersonnel: Manque de personnel

Value	Label	Cases	Percentage
Sysmiss		18	

Warning: these figures indicate the number of cases found in the data file. They cannot be interpreted as summary statistics of the population of interest.

### # Surcharge: Surcharge de travail

<b>Information</b>	[Type= discrete] [Format=numeric] [Missing=*]
<b>Statistics [NW/ W]</b>	[Valid=0 /-] [Invalid=18 /-]

Value	Label	Cases	Percentage
Sysmiss		18	

Warning: these figures indicate the number of cases found in the data file. They cannot be interpreted as summary statistics of the population of interest.

### # ManqInformation: Manque d'information

<b>Information</b>	[Type= discrete] [Format=numeric] [Missing=*]
<b>Statistics [NW/ W]</b>	[Valid=0 /-] [Invalid=18 /-]

Value	Label	Cases	Percentage
Sysmiss		18	

Warning: these figures indicate the number of cases found in the data file. They cannot be interpreted as summary statistics of the population of interest.

### # AutresPrecisez: Autres précisez

<b>Information</b>	[Type= discrete] [Format=character] [Missing=*]
<b>Statistics [NW/ W]</b>	[Valid=0 /-] [Invalid=0 /-]

### # ComEvalueateur: Commentaires Evalueateur

<b>Information</b>	[Type= discrete] [Format=character] [Missing=*]
<b>Statistics [NW/ W]</b>	[Valid=2 /-] [Invalid=0 /-]

Value	Label	Cases	Percentage
BON ACCUEIL		1	50.0%
PV REUNIONS DISPONIBLES		1	50.0%

Warning: these figures indicate the number of cases found in the data file. They cannot be interpreted as summary statistics of the population of interest.

### # MatVaccins: matériels conservation vaccins

<b>Information</b>	[Type= discrete] [Format=numeric] [Range= 0-1] [Missing=*]
<b>Statistics [NW/ W]</b>	[Valid=18 /-] [Invalid=0 /-]

Value	Label	Cases	Percentage
0		1	5.6%
1		17	94.4%

Warning: these figures indicate the number of cases found in the data file. They cannot be interpreted as summary statistics of the population of interest.

### # Refrigerateurs: Réfrigérateurs

<b>Information</b>	[Type= discrete] [Format=numeric] [Range= 0-1] [Missing=*]
<b>Statistics [NW/ W]</b>	[Valid=14 /-] [Invalid=4 /-]

Value	Label	Cases	Percentage
0		1	7.1%
1		13	92.9%
Sysmiss		4	

Warning: these figures indicate the number of cases found in the data file. They cannot be interpreted as summary statistics of the population of interest.

## File : Centre de Santé

### # Glaciere: Glacières

**Information** [Type= discrete] [Format=numeric] [Range= 1-1] [Missing=\*]

**Statistics [NW/ W]** [Valid=12 /-] [Invalid=6 /-]

Value	Label	Cases	Percentage
1		12	100.0%
Sysmiss		6	

*Warning: these figures indicate the number of cases found in the data file. They cannot be interpreted as summary statistics of the population of interest.*

### # Congelateurs: Congelateurs

**Information** [Type= discrete] [Format=numeric] [Missing=\*]

**Statistics [NW/ W]** [Valid=0 /-] [Invalid=18 /-]

Value	Label	Cases	Percentage
1		18	
Sysmiss			

*Warning: these figures indicate the number of cases found in the data file. They cannot be interpreted as summary statistics of the population of interest.*

### # AutresMat: Autres Matériels

**Information** [Type= discrete] [Format=character] [Missing=\*]

**Statistics [NW/ W]** [Valid=2 /-] [Invalid=0 /-]

Value	Label	Cases	Percentage
BOITES ISOTHERME		1	50.0%
PORTE VACCINS		1	50.0%
Sysmiss			

*Warning: these figures indicate the number of cases found in the data file. They cannot be interpreted as summary statistics of the population of interest.*

### # Refrig1: Réfrigérateur1

**Information** [Type= discrete] [Format=numeric] [Range= 1-1] [Missing=\*]

**Statistics [NW/ W]** [Valid=13 /-] [Invalid=5 /-]

Value	Label	Cases	Percentage
1		13	100.0%
Sysmiss		5	

*Warning: these figures indicate the number of cases found in the data file. They cannot be interpreted as summary statistics of the population of interest.*

### # Refrig2: Réfrigérateur2

**Information** [Type= discrete] [Format=numeric] [Range= 1-1] [Missing=\*]

**Statistics [NW/ W]** [Valid=2 /-] [Invalid=16 /-]

Value	Label	Cases	Percentage
1		2	100.0%
Sysmiss		16	

*Warning: these figures indicate the number of cases found in the data file. They cannot be interpreted as summary statistics of the population of interest.*

### # Refrig3: Réfrigérateur3

**Information** [Type= discrete] [Format=numeric] [Missing=\*]

**Statistics [NW/ W]** [Valid=0 /-] [Invalid=18 /-]

Value	Label	Cases	Percentage
1		18	
Sysmiss			

*Warning: these figures indicate the number of cases found in the data file. They cannot be interpreted as summary statistics of the population of interest.*

## File : Centre de Santé

### # Conservation: Conservation

Information [Type= discrete] [Format=character] [Missing=\*]

Statistics [NW/ W] [Valid=0 /-] [Invalid=0 /-]

### # ThermoInt1: Thermomètre Interne

Information [Type= discrete] [Format=numeric] [Range= 1-1] [Missing=\*]

Statistics [NW/ W] [Valid=14 /-] [Invalid=4 /-]

Value	Label	Cases	Percentage
1		14	100.0%
Sysmiss		4	

Warning: these figures indicate the number of cases found in the data file. They cannot be interpreted as summary statistics of the population of interest.

### # ThermoInt2: Thermomètre interne réfrigérateur 2

Information [Type= discrete] [Format=numeric] [Range= 1-1] [Missing=\*]

Statistics [NW/ W] [Valid=1 /-] [Invalid=17 /-]

Value	Label	Cases	Percentage
1		1	100.0%
Sysmiss		17	

Warning: these figures indicate the number of cases found in the data file. They cannot be interpreted as summary statistics of the population of interest.

### # ThermoInt3: Thermomètre Interne Réfrigérateur 3

Information [Type= discrete] [Format=numeric] [Missing=\*]

Statistics [NW/ W] [Valid=0 /-] [Invalid=18 /-]

Value	Label	Cases	Percentage
Sysmiss		18	

Warning: these figures indicate the number of cases found in the data file. They cannot be interpreted as summary statistics of the population of interest.

### # FRTRéfigerat1: Feuille de relevé de température

Information [Type= discrete] [Format=numeric] [Range= 1-1] [Missing=\*]

Statistics [NW/ W] [Valid=13 /-] [Invalid=5 /-]

Value	Label	Cases	Percentage
1		13	100.0%
Sysmiss		5	

Warning: these figures indicate the number of cases found in the data file. They cannot be interpreted as summary statistics of the population of interest.

### # FRTRéfigerat2: Feuille de relevé de température réfrigérateur 2

Information [Type= discrete] [Format=numeric] [Range= 1-1] [Missing=\*]

Statistics [NW/ W] [Valid=1 /-] [Invalid=17 /-]

Value	Label	Cases	Percentage
1		1	100.0%
Sysmiss		17	

Warning: these figures indicate the number of cases found in the data file. They cannot be interpreted as summary statistics of the population of interest.

### # FRTRéfigerat3: Feuille de relevé de température réfrigérateur 3

Information [Type= discrete] [Format=numeric] [Missing=\*]

Statistics [NW/ W] [Valid=0 /-] [Invalid=18 /-]



## File : Centre de Santé

### # FRTRefrigerat3: Feuille de relevé de température réfrigérateur 3

Value	Label	Cases	Percentage
Sysmiss		18	

Warning: these figures indicate the number of cases found in the data file. They cannot be interpreted as summary statistics of the population of interest.

### # TpsIntrants: Temps Intrants avant campagne

<b>Information</b>	[Type= discrete] [Format=numeric] [Range= 1-3] [Missing=*]
<b>Statistics [NW/ W]</b>	[Valid=17 /-] [Invalid=1 /-]

Value	Label	Cases	Percentage
1		9	52.9%
2		4	23.5%
3		4	23.5%
Sysmiss		1	

Warning: these figures indicate the number of cases found in the data file. They cannot be interpreted as summary statistics of the population of interest.

### # RuptureIntrants: Rupture Intrants

<b>Information</b>	[Type= discrete] [Format=character] [Missing=*]
<b>Statistics [NW/ W]</b>	[Valid=18 /-] [Invalid=0 /-]

Value	Label	Cases	Percentage
NON		18	100.0%

Warning: these figures indicate the number of cases found in the data file. They cannot be interpreted as summary statistics of the population of interest.

### # RuptureVAR: Rupture VAR

<b>Information</b>	[Type= discrete] [Format=character] [Missing=*]
<b>Statistics [NW/ W]</b>	[Valid=0 /-] [Invalid=0 /-]

### # RuptureDiluant: Rupture Diluant

<b>Information</b>	[Type= discrete] [Format=character] [Missing=*]
<b>Statistics [NW/ W]</b>	[Valid=0 /-] [Invalid=0 /-]

### # RuptureAutres: Rupture Autres Intrants

<b>Information</b>	[Type= discrete] [Format=character] [Missing=*]
<b>Statistics [NW/ W]</b>	[Valid=0 /-] [Invalid=0 /-]

### # AutresRupt1: Ruptures autres Intrants

<b>Information</b>	[Type= discrete] [Format=character] [Missing=*]
<b>Statistics [NW/ W]</b>	[Valid=0 /-] [Invalid=0 /-]

### # AutresRupt2: Autres Ruptures Intrants Précisez

<b>Information</b>	[Type= discrete] [Format=character] [Missing=*]
<b>Statistics [NW/ W]</b>	[Valid=0 /-] [Invalid=0 /-]

### # DurRuptVAR: Durée Rupture VAR

<b>Information</b>	[Type= discrete] [Format=numeric] [Missing=*]
<b>Statistics [NW/ W]</b>	[Valid=0 /-] [Invalid=18 /-]

Value	Label	Cases	Percentage
Sysmiss		18	

Warning: these figures indicate the number of cases found in the data file. They cannot be interpreted as summary statistics of the population of interest.

## File : Centre de Santé

### # DurRuptDil: Durée Rupture diluant

**Information** [Type= discrete] [Format=numeric] [Missing=\*]

**Statistics [NW/ W]** [Valid=0 /-] [Invalid=18 /-]

Value	Label	Cases	Percentage
Sysmiss		18	

*Warning: these figures indicate the number of cases found in the data file. They cannot be interpreted as summary statistics of the population of interest.*

### # DurRuptAutre: Durée rupture Autres

**Information** [Type= discrete] [Format=numeric] [Missing=\*]

**Statistics [NW/ W]** [Valid=0 /-] [Invalid=18 /-]

Value	Label	Cases	Percentage
Sysmiss		18	

*Warning: these figures indicate the number of cases found in the data file. They cannot be interpreted as summary statistics of the population of interest.*

### # Incinrateur: Incinérateur des aiguilles souillées

**Information** [Type= discrete] [Format=numeric] [Range= 0-1] [Missing=\*]

**Statistics [NW/ W]** [Valid=18 /-] [Invalid=0 /-]

Value	Label	Cases	Percentage
0		4	22.2%
1		14	77.8%

*Warning: these figures indicate the number of cases found in the data file. They cannot be interpreted as summary statistics of the population of interest.*

### # Incinerant: Incinérant

**Information** [Type= discrete] [Format=numeric] [Range= 1-1] [Missing=\*]

**Statistics [NW/ W]** [Valid=13 /-] [Invalid=5 /-]

Value	Label	Cases	Percentage
1		13	100.0%
Sysmiss		5	

*Warning: these figures indicate the number of cases found in the data file. They cannot be interpreted as summary statistics of the population of interest.*

<b># Enfouill: Enfouissement</b>			
<b>Information</b>	[Type= discrete] [Format=numeric] [Missing=*]		
<b>Statistics [NW/ W]</b>	[Valid=0 /-] [Invalid=18 /-]		
<b>Value</b>	<b>Label</b>	<b>Cases</b>	<b>Percentage</b>
Sysmiss		18	
<i>Warning: these figures indicate the number of cases found in the data file. They cannot be interpreted as summary statistics of the population of interest.</i>			
<b># Ordure: Incinérer Ordure</b>			
<b>Information</b>	[Type= discrete] [Format=numeric] [Missing=*]		
<b>Statistics [NW/ W]</b>	[Valid=0 /-] [Invalid=18 /-]		
<b>Value</b>	<b>Label</b>	<b>Cases</b>	<b>Percentage</b>
Sysmiss		18	
<i>Warning: these figures indicate the number of cases found in the data file. They cannot be interpreted as summary statistics of the population of interest.</i>			
<b># Brulant: Incinérer Brulant</b>			
<b>Information</b>	[Type= discrete] [Format=numeric] [Missing=*]		
<b>Statistics [NW/ W]</b>	[Valid=0 /-] [Invalid=18 /-]		
<b>Value</b>	<b>Label</b>	<b>Cases</b>	<b>Percentage</b>
Sysmiss		18	
<i>Warning: these figures indicate the number of cases found in the data file. They cannot be interpreted as summary statistics of the population of interest.</i>			
<b># AutresBS: Autres BS</b>			
<b>Information</b>	[Type= discrete] [Format=character] [Missing=*]		
<b>Statistics [NW/ W]</b>	[Valid=5 /-] [Invalid=0 /-]		
<b>Value</b>	<b>Label</b>	<b>Cases</b>	<b>Percentage</b>
BOITE COLLECTEES PAR DPS		1	20.0%
CONVOYAGE A LA DPS		1	20.0%
CONVOYAGE DPS		2	40.0%
CONVOYAGE USP VOISIN		1	20.0%
<i>Warning: these figures indicate the number of cases found in the data file. They cannot be interpreted as summary statistics of the population of interest.</i>			
<b># MAPIGraves: MAPI Graves</b>			
<b>Information</b>	[Type= discrete] [Format=character] [Missing=*]		
<b>Statistics [NW/ W]</b>	[Valid=18 /-] [Invalid=0 /-]		
<b>Value</b>	<b>Label</b>	<b>Cases</b>	<b>Percentage</b>
NON		18	100.0%
<i>Warning: these figures indicate the number of cases found in the data file. They cannot be interpreted as summary statistics of the population of interest.</i>			
<b># Abces: Abcès</b>			
<b>Information</b>	[Type= discrete] [Format=numeric] [Missing=*]		
<b>Statistics [NW/ W]</b>	[Valid=0 /-] [Invalid=18 /-]		
<b>Value</b>	<b>Label</b>	<b>Cases</b>	<b>Percentage</b>
Sysmiss		18	
<i>Warning: these figures indicate the number of cases found in the data file. They cannot be interpreted as summary statistics of the population of interest.</i>			

<b># Convuls: Convulsion</b>			
<b>Information</b>	[Type= discrete] [Format=numeric] [Missing=*]		
<b>Statistics [NW/ W]</b>	[Valid=0 /-] [Invalid=18 /-]		
<b>Value</b>	<b>Label</b>	<b>Cases</b>	<b>Percentage</b>
Sysmiss		18	
<i>Warning: these figures indicate the number of cases found in the data file. They cannot be interpreted as summary statistics of the population of interest.</i>			
<b># Choc: Précisez Choc</b>			
<b>Information</b>	[Type= discrete] [Format=numeric] [Missing=*]		
<b>Statistics [NW/ W]</b>	[Valid=0 /-] [Invalid=18 /-]		
<b>Value</b>	<b>Label</b>	<b>Cases</b>	<b>Percentage</b>
Sysmiss		18	
<i>Warning: these figures indicate the number of cases found in the data file. They cannot be interpreted as summary statistics of the population of interest.</i>			
<b># AutresMAPI: Autres MAPI</b>			
<b>Information</b>	[Type= discrete] [Format=character] [Missing=*]		
<b>Statistics [NW/ W]</b>	[Valid=0 /-] [Invalid=0 /-]		
<b># InvestMAPI: Investigation MAPI</b>			
<b>Information</b>	[Type= discrete] [Format=character] [Missing=*]		
<b>Statistics [NW/ W]</b>	[Valid=0 /-] [Invalid=0 /-]		
<b># ComEvalueurlog: Commentaires Evalueur Logisticien</b>			
<b>Information</b>	[Type= discrete] [Format=character] [Missing=*]		
<b>Statistics [NW/ W]</b>	[Valid=1 /-] [Invalid=0 /-]		
<b>Value</b>	<b>Label</b>	<b>Cases</b>	<b>Percentage</b>
SINCERE		1	100.0%
<i>Warning: these figures indicate the number of cases found in the data file. They cannot be interpreted as summary statistics of the population of interest.</i>			
<b># ComiteIEC: Comité IEC</b>			
<b>Information</b>	[Type= discrete] [Format=character] [Missing=*]		
<b>Statistics [NW/ W]</b>	[Valid=18 /-] [Invalid=0 /-]		
<b>Value</b>	<b>Label</b>	<b>Cases</b>	<b>Percentage</b>
OUI		18	100.0%
<i>Warning: these figures indicate the number of cases found in the data file. They cannot be interpreted as summary statistics of the population of interest.</i>			
<b># NbReunion: Nombre de reunion de comité</b>			
<b>Information</b>	[Type= discrete] [Format=numeric] [Range= 1-3] [Missing=*]		
<b>Statistics [NW/ W]</b>	[Valid=17 /-] [Invalid=1 /-]		
<b>Value</b>	<b>Label</b>	<b>Cases</b>	<b>Percentage</b>
1		12	70.6%
2		2	11.8%
3		3	17.6%
Sysmiss		1	
<i>Warning: these figures indicate the number of cases found in the data file. They cannot be interpreted as summary statistics of the population of interest.</i>			
<b># BoiteImage: Boite à Image</b>			
<b>Information</b>	[Type= discrete] [Format=numeric] [Range= 1-1] [Missing=*]		
<b>Statistics [NW/ W]</b>	[Valid=1 /-] [Invalid=17 /-]		

<b># BoiteImage: Boite à Image</b>			
Value	Label	Cases	Percentage
1		1	100.0%
Sysmiss		17	
<i>Warning: these figures indicate the number of cases found in the data file. They cannot be interpreted as summary statistics of the population of interest.</i>			
<b># Affiches: Utiliser Affiches</b>			
<b>Information</b>		[Type= discrete] [Format=numeric] [Range= 1-1] [Missing=*]	
<b>Statistics [NW/ W]</b>		[Valid=18 /-] [Invalid=0 /-]	
Value	Label	Cases	Percentage
1		18	100.0%
<i>Warning: these figures indicate the number of cases found in the data file. They cannot be interpreted as summary statistics of the population of interest.</i>			
<b># Dépliants: Utiliser Dépliant</b>			
<b>Information</b>		[Type= discrete] [Format=numeric] [Range= 1-1] [Missing=*]	
<b>Statistics [NW/ W]</b>		[Valid=2 /-] [Invalid=16 /-]	
Value	Label	Cases	Percentage
1		2	100.0%
Sysmiss		16	
<i>Warning: these figures indicate the number of cases found in the data file. They cannot be interpreted as summary statistics of the population of interest.</i>			
<b># MaterAV: Matériel Audio Visuel</b>			
<b>Information</b>		[Type= discrete] [Format=numeric] [Missing=*]	
<b>Statistics [NW/ W]</b>		[Valid=0 /-] [Invalid=18 /-]	
Value	Label	Cases	Percentage
Sysmiss		18	
<i>Warning: these figures indicate the number of cases found in the data file. They cannot be interpreted as summary statistics of the population of interest.</i>			
<b># AutresMatEduc: Autres Matériels Educatifs</b>			
<b>Information</b>		[Type= discrete] [Format=character] [Missing=*]	
<b>Statistics [NW/ W]</b>		[Valid=14 /-] [Invalid=0 /-]	
Value	Label	Cases	Percentage
BANDEROLE		2	14.3%
BANDEROLES		12	85.7%
<i>Warning: these figures indicate the number of cases found in the data file. They cannot be interpreted as summary statistics of the population of interest.</i>			
<b># AucunMat: Aucun Matériel</b>			
<b>Information</b>		[Type= discrete] [Format=numeric] [Missing=*]	
<b>Statistics [NW/ W]</b>		[Valid=0 /-] [Invalid=18 /-]	
Value	Label	Cases	Percentage
Sysmiss		18	
<i>Warning: these figures indicate the number of cases found in the data file. They cannot be interpreted as summary statistics of the population of interest.</i>			
<b># MethMobSoc: Methodes Mobilisation Sociale</b>			
<b>Information</b>		[Type= discrete] [Format=character] [Missing=*]	
<b>Statistics [NW/ W]</b>		[Valid=18 /-] [Invalid=0 /-]	
Value	Label	Cases	Percentage
CRIEURS		2	11.1%
CRIEURS ASC		1	5.6%

## # MethMobSoc: Methodes Mobilisation Sociale

Value	Label	Cases	Percentage
CRIEURS CHEFS RELIGIEUX ET TRADITIONNEL		1	5.6%
CRIEURS, ASC, CHEFS RELIGIEUX ET TRADITIONNEL		1	5.6%
CRIEURS, ASC, LEADER RELIGIEUX		1	5.6%
CRIEURS, EGLISES, MOSQUEES, LEADERS		1	5.6%
CRIEURS, MEGAPHONES, PORTE A PORTE, EGLISE MOSQUEE		1	5.6%
CRIEURS, SENSIBILISATI DE PROXIMITE		1	5.6%
EGLISES MOSQUEES GONGONNEUR: ECOLES		1	5.6%
GONG, EGLISES, ECOLES, MOSQUEES, LEUX PUBLICS		1	5.6%
GONGONN, NOTES AUX EGLISES, MOSQUEES		1	5.6%
GONGONNEUR: EGLISES, MOSQUEES, ECOLES		1	5.6%
GONGONNEUR: LEADERS D'OPINION, RELIGIEUX		1	5.6%
GONGONNEUR: SENSIBILISATI EGLISE MOSQUEE		1	5.6%
LEADERS COMMUNAUTA EGLISES, MOSQUEES, ECOLES, CRIEURS		1	5.6%
RADIO REUNIONS ASC		1	5.6%

<b># MethMobSoc: Methodes Mobilisation Sociale</b>			
Value	Label	Cases	Percentage
REUNIONS SENSIBILISATI CRIEURS		1	5.6%
<i>Warning: these figures indicate the number of cases found in the data file. They cannot be interpreted as summary statistics of the population of interest.</i>			
<b># RefusVacc: Refus Vaccination</b>			
<b>Information</b>	[Type= discrete] [Format=character] [Missing=*]		
<b>Statistics [NW/ W]</b>	[Valid=17 /-] [Invalid=0 /-]		
Value	Label	Cases	Percentage
NON		15	88.2%
OUI		2	11.8%
<i>Warning: these figures indicate the number of cases found in the data file. They cannot be interpreted as summary statistics of the population of interest.</i>			
<b># Religion: Motif Religion</b>			
<b>Information</b>	[Type= discrete] [Format=numeric] [Range= 1-1] [Missing=*]		
<b>Statistics [NW/ W]</b>	[Valid=2 /-] [Invalid=16 /-]		
Value	Label	Cases	Percentage
1		2	100.0%
Sysmiss		16	
<i>Warning: these figures indicate the number of cases found in the data file. They cannot be interpreted as summary statistics of the population of interest.</i>			
<b># Tradition: Motif Tradition</b>			
<b>Information</b>	[Type= discrete] [Format=numeric] [Missing=*]		
<b>Statistics [NW/ W]</b>	[Valid=0 /-] [Invalid=18 /-]		
Value	Label	Cases	Percentage
Sysmiss		18	
<i>Warning: these figures indicate the number of cases found in the data file. They cannot be interpreted as summary statistics of the population of interest.</i>			
<b># EffetsSecond: Effets Secondaires</b>			
<b>Information</b>	[Type= discrete] [Format=numeric] [Missing=*]		
<b>Statistics [NW/ W]</b>	[Valid=0 /-] [Invalid=18 /-]		
Value	Label	Cases	Percentage
Sysmiss		18	
<i>Warning: these figures indicate the number of cases found in the data file. They cannot be interpreted as summary statistics of the population of interest.</i>			
<b># Rumeurs: Motif Rumeurs</b>			
<b>Information</b>	[Type= discrete] [Format=numeric] [Missing=*]		
<b>Statistics [NW/ W]</b>	[Valid=0 /-] [Invalid=18 /-]		
Value	Label	Cases	Percentage
Sysmiss		18	
<i>Warning: these figures indicate the number of cases found in the data file. They cannot be interpreted as summary statistics of the population of interest.</i>			
<b># RefusAutres: Refus Motifs Autres</b>			
<b>Information</b>	[Type= discrete] [Format=character] [Missing=*]		
<b>Statistics [NW/ W]</b>	[Valid=0 /-] [Invalid=0 /-]		
<b># VisitesMen: Visites Menages</b>			
<b>Information</b>	[Type= discrete] [Format=numeric] [Range= 1-1] [Missing=*]		

<b># VisitesMen: Visites Menages</b>			
<b>Statistics [NW/ W]</b>		[Valid=1 /-] [Invalid=17 /-]	
<b>Value</b>	<b>Label</b>	<b>Cases</b>	<b>Percentage</b>
1		1	100.0%
Sysmiss		17	
<i>Warning: these figures indicate the number of cases found in the data file. They cannot be interpreted as summary statistics of the population of interest.</i>			
<b># PlaidLeader: Plaidoyers leaders</b>			
<b>Information</b>		[Type= discrete] [Format=numeric] [Range= 1-1] [Missing=*]	
<b>Statistics [NW/ W]</b>		[Valid=1 /-] [Invalid=17 /-]	
<b>Value</b>	<b>Label</b>	<b>Cases</b>	<b>Percentage</b>
1		1	100.0%
Sysmiss		17	
<i>Warning: these figures indicate the number of cases found in the data file. They cannot be interpreted as summary statistics of the population of interest.</i>			
<b># ChefsRel: Chefs Religieux</b>			
<b>Information</b>		[Type= discrete] [Format=numeric] [Missing=*]	
<b>Statistics [NW/ W]</b>		[Valid=0 /-] [Invalid=18 /-]	
<b>Value</b>	<b>Label</b>	<b>Cases</b>	<b>Percentage</b>
Sysmiss		18	
<i>Warning: these figures indicate the number of cases found in the data file. They cannot be interpreted as summary statistics of the population of interest.</i>			
<b># Coercition: Action Convaincre Coercition</b>			
<b>Information</b>		[Type= discrete] [Format=numeric] [Range= 1-1] [Missing=*]	
<b>Statistics [NW/ W]</b>		[Valid=1 /-] [Invalid=17 /-]	
<b>Value</b>	<b>Label</b>	<b>Cases</b>	<b>Percentage</b>
1		1	100.0%
Sysmiss		17	
<i>Warning: these figures indicate the number of cases found in the data file. They cannot be interpreted as summary statistics of the population of interest.</i>			
<b># ActionsAutres: Action Convaincre Autres</b>			
<b>Information</b>		[Type= discrete] [Format=character] [Missing=*]	
<b>Statistics [NW/ W]</b>		[Valid=1 /-] [Invalid=0 /-]	
<b>Value</b>	<b>Label</b>	<b>Cases</b>	<b>Percentage</b>
GENDARMERIE DE LA LOCALITE		1	100.0%
<i>Warning: these figures indicate the number of cases found in the data file. They cannot be interpreted as summary statistics of the population of interest.</i>			
<b># ActionAucune: Action Convaincre Aucune</b>			
<b>Information</b>		[Type= discrete] [Format=numeric] [Missing=*]	
<b>Statistics [NW/ W]</b>		[Valid=0 /-] [Invalid=18 /-]	
<b>Value</b>	<b>Label</b>	<b>Cases</b>	<b>Percentage</b>
Sysmiss		18	
<i>Warning: these figures indicate the number of cases found in the data file. They cannot be interpreted as summary statistics of the population of interest.</i>			
<b># ComEvalCommun: Commentaire Evalueur Communication</b>			
<b>Information</b>		[Type= discrete] [Format=character] [Missing=*]	
<b>Statistics [NW/ W]</b>		[Valid=0 /-] [Invalid=0 /-]	



**# EffAgents: Effectif Agents****Information** [Type= discrete] [Format=numeric] [Range= 3-21] [Missing=\*]**Statistics [NW/ W]** [Valid=18 /-] [Invalid=0 /-]

Value	Label	Cases	Percentage
3		5	27.8%
4		2	11.1%
5		1	5.6%
6		1	5.6%
8		1	5.6%
9		3	16.7%
10		2	11.1%
12		1	5.6%
18		1	5.6%
21		1	5.6%

*Warning: these figures indicate the number of cases found in the data file. They cannot be interpreted as summary statistics of the population of interest.***# EffectifVacc: Effectifs Vaccination****Information** [Type= discrete] [Format=numeric] [Range= 2-33] [Missing=\*]**Statistics [NW/ W]** [Valid=18 /-] [Invalid=0 /-]

Value	Label	Cases	Percentage
2		6	33.3%
3		4	22.2%
4		1	5.6%
5		2	11.1%
6		2	11.1%
7		1	5.6%
12		1	5.6%
33		1	5.6%

*Warning: these figures indicate the number of cases found in the data file. They cannot be interpreted as summary statistics of the population of interest.***# Nbforme: Nombre formé****Information** [Type= discrete] [Format=numeric] [Range= 2-12] [Missing=\*]**Statistics [NW/ W]** [Valid=18 /-] [Invalid=0 /-]

Value	Label	Cases	Percentage
2		5	27.8%
3		4	22.2%
4		4	22.2%
5		1	5.6%
7		2	11.1%
11		1	5.6%
12		1	5.6%









*Warning: these figures indicate the number of cases found in the data file. They cannot be interpreted as summary statistics of the population of interest.***# Respforme: Responsable formation****Information** [Type= discrete] [Format=numeric] [Range= 1-1] [Missing=\*]**Statistics [NW/ W]** [Valid=18 /-] [Invalid=0 /-]

<b># Respforme: Responsable formation</b>			
Value	Label	Cases	Percentage
1		18	100.0%
<i>Warning: these figures indicate the number of cases found in the data file. They cannot be interpreted as summary statistics of the population of interest.</i>			
<b># NbSuperv: Nombre de visite de supervision</b>			
<b>Information</b>		[Type= discrete] [Format=numeric] [Range= 3-14] [Missing=*]	
<b>Statistics [NW/ W]</b>		[Valid=17 /-] [Invalid=1 /-]	
Value	Label	Cases	Percentage
3		4	23.5%
4		1	5.9%
6		1	5.9%
7		1	5.9%
8		1	5.9%
9		1	5.9%
10		2	11.8%
11		2	11.8%
12		3	17.6%
14		1	5.9%
Systemiss		1	
<i>Warning: these figures indicate the number of cases found in the data file. They cannot be interpreted as summary statistics of the population of interest.</i>			
<b># NbNivCentral: Nombre de Niveau Central</b>			
<b>Information</b>		[Type= discrete] [Format=numeric] [Range= 1-3] [Missing=*]	
<b>Statistics [NW/ W]</b>		[Valid=17 /-] [Invalid=1 /-]	
Value	Label	Cases	Percentage
1		8	47.1%
2		6	35.3%
3		3	17.6%
Systemiss		1	
<i>Warning: these figures indicate the number of cases found in the data file. They cannot be interpreted as summary statistics of the population of interest.</i>			
<b># NbECR: Nbr ECR</b>			
<b>Information</b>		[Type= discrete] [Format=numeric] [Range= 1-7] [Missing=*]	
<b>Statistics [NW/ W]</b>		[Valid=17 /-] [Invalid=1 /-]	
Value	Label	Cases	Percentage
1		6	35.3%
2		6	35.3%
3		4	23.5%
7		1	5.9%
Systemiss		1	
<i>Warning: these figures indicate the number of cases found in the data file. They cannot be interpreted as summary statistics of the population of interest.</i>			
<b># NbECD: Nb ECD</b>			
<b>Information</b>		[Type= discrete] [Format=numeric] [Range= 1-7] [Missing=*]	
<b>Statistics [NW/ W]</b>		[Valid=16 /-] [Invalid=2 /-]	
Value	Label	Cases	Percentage
1		4	25.0%

<b># NbECD: Nb ECD</b>			
Value	Label	Cases	Percentage
2		2	12.5%
3		5	31.2%
4		3	18.8%
5		1	6.2%
7		1	6.2%
Sysmiss		2	
<i>Warning: these figures indicate the number of cases found in the data file. They cannot be interpreted as summary statistics of the population of interest.</i>			
<b># NSP: Supervisé NSP</b>			
<b>Information</b>	[Type= discrete] [Format=numeric] [Missing=*]		
<b>Statistics [NW/ W]</b>	[Valid=0 /-] [Invalid=18 /-]		
Value	Label	Cases	Percentage
Sysmiss		18	
<i>Warning: these figures indicate the number of cases found in the data file. They cannot be interpreted as summary statistics of the population of interest.</i>			
<b># SuperviseAutre: Supervisé Autres</b>			
<b>Information</b>	[Type= discrete] [Format=character] [Missing=*]		
<b>Statistics [NW/ W]</b>	[Valid=9 /-] [Invalid=0 /-]		
Value	Label	Cases	Percentage
OMS 2		5	55.6%
OMS 4		1	11.1%
PARTENAIRE 3		1	11.1%
PARTENAIRES 3		2	22.2%
<i>Warning: these figures indicate the number of cases found in the data file. They cannot be interpreted as summary statistics of the population of interest.</i>			
<b># TransResult: Transmission Resultat</b>			
<b>Information</b>	[Type= discrete] [Format=character] [Missing=*]		
<b>Statistics [NW/ W]</b>	[Valid=18 /-] [Invalid=0 /-]		
Value	Label	Cases	Percentage
Le soir même		18	100.0%
<i>Warning: these figures indicate the number of cases found in the data file. They cannot be interpreted as summary statistics of the population of interest.</i>			
<b># ResultAutre: Resultats Autres</b>			
<b>Information</b>	[Type= discrete] [Format=character] [Missing=*]		
<b>Statistics [NW/ W]</b>	[Valid=0 /-] [Invalid=0 /-]		
<b># TransResultdef: Transmission Resultat definitifs</b>			
<b>Information</b>	[Type= discrete] [Format=character] [Missing=*]		
<b>Statistics [NW/ W]</b>	[Valid=18 /-] [Invalid=0 /-]		
Value	Label	Cases	Percentage
Le Lendemain		8	44.4%
Le soir même		10	55.6%
<i>Warning: these figures indicate the number of cases found in the data file. They cannot be interpreted as summary statistics of the population of interest.</i>			
<b># ResultAutredef: Resultat Autres Definitifs</b>			
<b>Information</b>	[Type= discrete] [Format=character] [Missing=*]		









<b># ResultAutredef: Resultat Autres Definitifs</b>			
<b>Statistics [NW/ W]</b>	[Valid=0 /-] [Invalid=0 /-]		
<b># MoyenTransmR: Moyen Transmission Resultat</b>			
<b>Information</b>	[Type= discrete] [Format=character] [Missing=*]		
<b>Statistics [NW/ W]</b>	[Valid=18 /-] [Invalid=0 /-]		
<b>Value</b>	<b>Label</b>	<b>Cases</b>	<b>Percentage</b>
Autre		4	22.2%
Par déplacements		3	16.7%
Par téléphone		11	61.1%
<i>Warning: these figures indicate the number of cases found in the data file. They cannot be interpreted as summary statistics of the population of interest.</i>			
<b># MoyentransAutre: Moyen Transmission Autre</b>			
<b>Information</b>	[Type= discrete] [Format=character] [Missing=*]		
<b>Statistics [NW/ W]</b>	[Valid=6 /-] [Invalid=0 /-]		
<b>Value</b>	<b>Label</b>	<b>Cases</b>	<b>Percentage</b>
ECRIT		1	16.7%
MSG		1	16.7%
SMS		3	50.0%
SMS ET ECRITS		1	16.7%
<i>Warning: these figures indicate the number of cases found in the data file. They cannot be interpreted as summary statistics of the population of interest.</i>			
<b># Retroinform: Retroinformation</b>			
<b>Information</b>	[Type= discrete] [Format=character] [Missing=*]		
<b>Statistics [NW/ W]</b>	[Valid=18 /-] [Invalid=0 /-]		
<b>Value</b>	<b>Label</b>	<b>Cases</b>	<b>Percentage</b>
NON		2	11.1%
OUI		16	88.9%
<i>Warning: these figures indicate the number of cases found in the data file. They cannot be interpreted as summary statistics of the population of interest.</i>			

<b># Canalretroinfo: Canal Retroinformation</b>			
<b>Information</b>	[Type= discrete] [Format=character] [Missing=*]		
<b>Statistics [NW/ W]</b>	[Valid=16 /-] [Invalid=0 /-]		
<b>Value</b>	<b>Label</b>	<b>Cases</b>	<b>Percentage</b>
Autre		1	6.2%
Par écrit		1	6.2%
Reunions mensuelles		9	56.2%
Telephone		5	31.2%
<i>Warning: these figures indicate the number of cases found in the data file. They cannot be interpreted as summary statistics of the population of interest.</i>			
<b># RetroinfoAutre: RetroInformation Autre</b>			
<b>Information</b>	[Type= discrete] [Format=character] [Missing=*]		
<b>Statistics [NW/ W]</b>	[Valid=1 /-] [Invalid=0 /-]		
<b>Value</b>	<b>Label</b>	<b>Cases</b>	<b>Percentage</b>
LORS SUPERVISION		1	100.0%
<i>Warning: these figures indicate the number of cases found in the data file. They cannot be interpreted as summary statistics of the population of interest.</i>			
<b># ComEvaluatForm: Commentaire Evalueur Formation</b>			
<b>Information</b>	[Type= discrete] [Format=character] [Missing=*]		
<b>Statistics [NW/ W]</b>	[Valid=2 /-] [Invalid=0 /-]		
<b>Value</b>	<b>Label</b>	<b>Cases</b>	<b>Percentage</b>
MAITRISE SON SERVICE		1	50.0%
MAITRISE TRAVAIL		1	50.0%
<i>Warning: these figures indicate the number of cases found in the data file. They cannot be interpreted as summary statistics of the population of interest.</i>			
<b># Financemdelai: Financement Delai</b>			
<b>Information</b>	[Type= discrete] [Format=character] [Missing=*]		
<b>Statistics [NW/ W]</b>	[Valid=18 /-] [Invalid=0 /-]		
<b>Value</b>	<b>Label</b>	<b>Cases</b>	<b>Percentage</b>
APRES CAMPAGNE		15	83.3%
APRES CAMPAGNE 7 JOURS		1	5.6%
APRES CAMPAGNE 7 JOURS APRES		1	5.6%
A`PRES CAMPAGNE		1	5.6%
<i>Warning: these figures indicate the number of cases found in the data file. They cannot be interpreted as summary statistics of the population of interest.</i>			
<b># ONG_PartFinan: ONG Partenaire Financier</b>			
<b>Information</b>	[Type= discrete] [Format=character] [Missing=*]		
<b>Statistics [NW/ W]</b>	[Valid=18 /-] [Invalid=0 /-]		
<b>Value</b>	<b>Label</b>	<b>Cases</b>	<b>Percentage</b>
NON		18	100.0%
<i>Warning: these figures indicate the number of cases found in the data file. They cannot be interpreted as summary statistics of the population of interest.</i>			

<b># ONGPlequel: ONG Partenaire local Financement</b>			
<b>Information</b>	[Type= discrete] [Format=character] [Missing=*]		
<b>Statistics [NW/ W]</b>	[Valid=0 /-] [Invalid=0 /-]		
<b># StratAvan: COGES Stratégie Avancé</b>			
<b>Information</b>	[Type= discrete] [Format=numeric] [Range= 1-1] [Missing=*]		
<b>Statistics [NW/ W]</b>	[Valid=4 /-] [Invalid=14 /-]		
<b>Value</b>	<b>Label</b>	<b>Cases</b>	<b>Percentage</b>
1		4	 100.0%
Sysmiss		14	
<i>Warning: these figures indicate the number of cases found in the data file. They cannot be interpreted as summary statistics of the population of interest.</i>			
<b># MobSoc: COGES Mobilisation Sociale</b>			
<b>Information</b>	[Type= discrete] [Format=numeric] [Range= 1-1] [Missing=*]		
<b>Statistics [NW/ W]</b>	[Valid=10 /-] [Invalid=8 /-]		
<b>Value</b>	<b>Label</b>	<b>Cases</b>	<b>Percentage</b>
1		10	 100.0%
Sysmiss		8	
<i>Warning: these figures indicate the number of cases found in the data file. They cannot be interpreted as summary statistics of the population of interest.</i>			
<b># RecherPdv: COGES Recherche Perdus de vue</b>			
<b>Information</b>	[Type= discrete] [Format=numeric] [Missing=*]		
<b>Statistics [NW/ W]</b>	[Valid=0 /-] [Invalid=18 /-]		
<b>Value</b>	<b>Label</b>	<b>Cases</b>	<b>Percentage</b>
Sysmiss		18	
<i>Warning: these figures indicate the number of cases found in the data file. They cannot be interpreted as summary statistics of the population of interest.</i>			
<b># MonitPEV: COGES Monitoring Pev</b>			
<b>Information</b>	[Type= discrete] [Format=numeric] [Range= 1-1] [Missing=*]		
<b>Statistics [NW/ W]</b>	[Valid=3 /-] [Invalid=15 /-]		
<b>Value</b>	<b>Label</b>	<b>Cases</b>	<b>Percentage</b>
1		3	 100.0%
Sysmiss		15	
<i>Warning: these figures indicate the number of cases found in the data file. They cannot be interpreted as summary statistics of the population of interest.</i>			
<b># COGESAutre1: COGES Autres 1</b>			
<b>Information</b>	[Type= discrete] [Format=character] [Missing=*]		
<b>Statistics [NW/ W]</b>	[Valid=7 /-] [Invalid=0 /-]		
<b>Value</b>	<b>Label</b>	<b>Cases</b>	<b>Percentage</b>
ACHAT CREDIT TELEPHONE		1	 14.3%
FRAIS TELEPHONE		2	 28.6%
PRISE EN CHARGE DE 2 ASC		1	 14.3%
TELEPHONE		2	 28.6%
TELEPHONE MOB SOC		1	 14.3%

<b># COGESAutre1: COGES Autres 1</b>			
<i>Warning: these figures indicate the number of cases found in the data file. They cannot be interpreted as summary statistics of the population of interest.</i>			
<b># COGESAutre2: COGES Autres 2</b>			
<b>Information</b>	[Type= discrete] [Format=character] [Missing=*]		
<b>Statistics [NW/ W]</b>	[Valid=0 /-] [Invalid=0 /-]		
<b># COGESAutre3: COGES Autres 3</b>			
<b>Information</b>	[Type= discrete] [Format=character] [Missing=*]		
<b>Statistics [NW/ W]</b>	[Valid=0 /-] [Invalid=0 /-]		
<b># ComEvalFinanc: Commentaires Evalueur Financement</b>			
<b>Information</b>	[Type= discrete] [Format=character] [Missing=*]		
<b>Statistics [NW/ W]</b>	[Valid=2 /-] [Invalid=0 /-]		
Value	Label	Cases	Percentage
ACHAT CARBURANT, TELEPHONE		1	50.0%
CENTRE UN PEU ISOLE		1	50.0%
<i>Warning: these figures indicate the number of cases found in the data file. They cannot be interpreted as summary statistics of the population of interest.</i>			
<b># DefisCrit: Défis Critiques</b>			
<b>Information</b>	[Type= discrete] [Format=character] [Missing=*]		
<b>Statistics [NW/ W]</b>	[Valid=16 /-]		
Value	Label	Cases	Percentage
ACCES DIFF MANQUE DE TEMPS CRAINTE DE NE PAS ATTEINDRE LA CIBLE MANQUE MATERIEL POUR CONSERVATIO		1	6.2%
CARGE TRAVAIL ELEVE FINANCEMENT INSUFF ARRIVEE TARDIVE		1	6.2%
FINANCEMENT INSUFF STRAT AVANCEE 3 FS 1 SEULE EQUIPE PLUS TRAVAIL EN AVANCEE ET TRAVAIL LOURD		1	6.2%
INEXISTENCE ELCETRICITE REFRIGERATEU DANS UN CENTRE MANQUE DE		1	6.2%

## # DefisCrit: Défis Critiques

Value	Label	Cases	Percentage
PERSONNEL INSUFF COLLATION ACTEURS			
INSUFF FINANCEMENT		1	 6.2%
INSUFF NB EQUIPE MANQUE EQUIPE EN AVANCEE FINANCE INSUFF ACCES DIFF INSUFF PORTE VACCINS		1	 6.2%
MANQUE CDF PROBLEMES ACCESSIBILITE INSUFF EQUIPES PROB CARBURANT MOYEN DEPLAC INADAPTE		1	 6.2%
MANQUE EQUIPE MANQUE DE TEMPS		1	 6.2%
NEANT		5	 31.2%
PROB ACCESSIBILITE GEOGRAPHIQU DU CENTRE PAS DE MOYEN DE DEPLACEMENT POUR ATTEINDRE LA CIBLE PROBLEME D'EAU DANS LA LOCALITE		1	 6.2%
RETARD MISE A DISPOSITION FINANCEMENT CRIEURS PUBLICS		1	 6.2%
SURCHARGE DE TRAVAIL INSUFF EQUIPES MANQUE MOYEN TRANSPORT		1	 6.2%

Warning: these figures indicate the number of cases found in the data file. They cannot be interpreted as summary statistics of the population of interest.

## # Suggestions: Suggestions

Information [Type= discrete] [Format=character] [Missing=\*]



## # Suggestions: Suggestions

Statistics [NW/ W]

[Valid=17 /-]

Value	Label	Cases	Percentage
AMELIORER MOTIVATIONS AUGMENTER EQUIPES VACCINATEUR DOTER CENTRE MOYENS TRANSPORT		1	5.9%
AUGMENTER DOTATION EN CARBURANT AUGMENTER MOTIVATION		1	5.9%
AUGMENTER EQUIPES REVOIR A LA HAUSSE FINANCEMENT DOTER CENTRE MOYEN DEPLACEMENT		1	5.9%
AUGMENTER NB EQUIPE DOTER LE CENTRE DE MATERIEL CONSERVATION ET MOYEN DE DEPLACEMENT		1	5.9%
AUGMENTER NB EQUIPES FAIRE PARVENIR INFO A TEMPS		1	5.9%
DOTER EN CHAMBRE FROIDE DISPONIBILITE EN CARBURANT MOYEN DEPLEC ADAPTE		1	5.9%
DOTER MOYEN DEPLACEMENT FAIRE FORAGE		1	5.9%
MISE A DISPOSITION FINANCEMENT MOB SOC AVANT DEBUT CAMPAGNE		1	5.9%
NEANT		5	29.4%
REFRIGERATEUR DANS UN		1	5.9%

## # Suggestions: Suggestions

Value	Label	Cases	Percentage
CENTRE AGRONOMIQUE DONT L'ACCES DETENU PAR UN AUTRE PERSONNEL REVOIR A LA HAUSSE LES COLLATIONS AFFECTATION DE PERSONNEL			
REVOIR FINANCEMENT ENVOYER LES AOUTILS DE TRAVAIL UN PEU PLUS TOT		1	5.9%
REVOIR PEC MOB SOC, TRANSMETTRE VIT INFO SUR LA CAMPAGNE POUR QUE LE COMITE SE REUNISSE VITE RELEVER LE NOMBRE EQUIPE POUR A LA HAUTEUR POP		1	5.9%
TENIR COMPTE NOMBRE EQUIPES A OCTROYER POUR UN BON STRAT AVANCEE		1	5.9%

Warning: these figures indicate the number of cases found in the data file. They cannot be interpreted as summary statistics of the population of interest.

## # Motsfin: Mot Fin

Value	Label	Cases	Percentage
CAMPAGNE BIEN DEROULEE APPUI ETAT POUR PREVENTION		1	5.9%
CAMPAGNE BIEN DEROULEE, ADHESION DE TOUS		1	5.9%
CAMPAGNE SALUTAIRE		1	5.9%

### # Motsfin: Mot Fin

Value	Label	Cases	Percentage
RECOUVREMENT PERDU DE VUE			
MERCI A TOUS LES ORGANISATEUR		2	11.8%
MERCI AUX ORGANISATEUR		2	11.8%
MOTIVER LEADERS COMMUNAUTE IMPLIQUES		1	5.9%
NOUS APPRECIATIONS ORGANISATION MAIS MIEUX MOTIVER ASC DANS L'AVENIR		1	5.9%
REMERCIEMENT AUX PARTENAIRES		1	5.9%
REMERCIEMENT ETAT ET PARTENAIRES		1	5.9%
REMERCIEMENT		1	5.9%
REMERCIEMENT AUX BAILLEURS ET ETAT		1	5.9%
REMERCIEMENT AUX PARTENAIRES ETA ET COMMUNAUTE		1	5.9%
REMERCIEMENT ETAT		1	5.9%
REMERCIEMENT PARTENAIRES ET ETAT		1	5.9%
SATISFACTION		1	5.9%

*Warning: these figures indicate the number of cases found in the data file. They cannot be interpreted as summary statistics of the population of interest.*

### # UniqueKey: Clé Unique

<b>Information</b>	[Type= discrete] [Format=numeric] [Range= 1-18] [Missing=*]		
<b>Statistics [NW/ W]</b>	[Valid=18 /-] [Invalid=0 /-]		
Value	Label	Cases	Percentage
1		1	5.6%
2		1	5.6%
3		1	5.6%
4		1	5.6%
5		1	5.6%
6		1	5.6%
7		1	5.6%

**# UniqueKey: Clé Unique**

<b>Value</b>	<b>Label</b>	<b>Cases</b>	<b>Percentage</b>
8		1	5.6%
9		1	5.6%
10		1	5.6%
11		1	5.6%
12		1	5.6%
13		1	5.6%
14		1	5.6%
15		1	5.6%
16		1	5.6%
17		1	5.6%
18		1	5.6%

*Warning: these figures indicate the number of cases found in the data file. They cannot be interpreted as summary statistics of the population of interest.*

## File : District

### # RegionSanit: Region Sanitaire

**Information** [Type= discrete] [Format=character] [Missing=\*]

**Statistics [NW/ W]** [Valid=12 /-] [Invalid=0 /-]

Value	Label	Cases	Percentage
CENTRALE		4	33.3%
PLATEAUX		8	66.7%

*Warning: these figures indicate the number of cases found in the data file. They cannot be interpreted as summary statistics of the population of interest.*

### # DistrictSanit: District Sanitaire

**Information** [Type= discrete] [Format=character] [Missing=\*]

**Statistics [NW/ W]** [Valid=12 /-] [Invalid=0 /-]

Value	Label	Cases	Percentage
AGOU		1	8.3%
ANIE		1	8.3%
BLITTA		1	8.3%
EST-MONO		1	8.3%
HAHO		1	8.3%
KLOTO		1	8.3%
KPELE		1	8.3%
MOYEN-MONO		1	8.3%
OGOU		1	8.3%
SOTOUBOUA		1	8.3%
TCHAMBA		1	8.3%
TCHAOUJJO		1	8.3%

*Warning: these figures indicate the number of cases found in the data file. They cannot be interpreted as summary statistics of the population of interest.*

### # FormationSanit: Formation Sanitaire

**Information** [Type= discrete] [Format=character] [Missing=\*]

**Statistics [NW/ W]** [Valid=0 /-] [Invalid=0 /-]

### # TypeFS: Type de Formation Sanitaire

**Information** [Type= discrete] [Format=character] [Missing=\*]

**Statistics [NW/ W]** [Valid=0 /-] [Invalid=0 /-]

### # Qualifenq: Qualification de l'enquêté

**Information** [Type= discrete] [Format=character] [Missing=\*]

**Statistics [NW/ W]** [Valid=12 /-] [Invalid=0 /-]

Value	Label	Cases	Percentage
ASSISTANT MEDICAL		5	41.7%
MEDECIN		2	16.7%
TSGS		5	41.7%

*Warning: these figures indicate the number of cases found in the data file. They cannot be interpreted as summary statistics of the population of interest.*

### # Fonctenq: Fonction de l'enquêté

**Information** [Type= discrete] [Format=character] [Missing=\*]

**Statistics [NW/ W]** [Valid=12 /-] [Invalid=0 /-]

## File : District

### # Fonctenq: Fonction de l'enquêté

Value	Label	Cases	Percentage
DPS OGOU		1	8.3%
DSP AGOU		1	8.3%
PFIEC/SIMR		1	8.3%
PFPEV		4	33.3%
PFPEV/IEC		1	8.3%
PFPEVIEC		1	8.3%
PFSIMR		1	8.3%
PFSMIR		2	16.7%

Warning: these figures indicate the number of cases found in the data file. They cannot be interpreted as summary statistics of the population of interest.

### # Nbanservice: Nombre d'année de service

<b>Information</b>	[Type= discrete] [Format=numeric] [Range= 4-22] [Missing=*]
<b>Statistics [NW/ W]</b>	[Valid=12 /-] [Invalid=0 /-]

Value	Label	Cases	Percentage
4		1	8.3%
7		3	25.0%
10		1	8.3%
12		2	16.7%
13		1	8.3%
16		1	8.3%
18		1	8.3%
21		1	8.3%
22		1	8.3%

Warning: these figures indicate the number of cases found in the data file. They cannot be interpreted as summary statistics of the population of interest.

### # NbAnPoste: Nombre d'année dans le poste

<b>Information</b>	[Type= discrete] [Format=numeric] [Range= 1-13] [Missing=*]
<b>Statistics [NW/ W]</b>	[Valid=12 /-] [Invalid=0 /-]

Value	Label	Cases	Percentage
1		2	16.7%
2		3	25.0%
3		2	16.7%
4		1	8.3%
6		2	16.7%
7		1	8.3%
13		1	8.3%

Warning: these figures indicate the number of cases found in the data file. They cannot be interpreted as summary statistics of the population of interest.

### # DateEnq: Date Enquête

<b>Information</b>	[Type= discrete] [Format=character] [Missing=*]
<b>Statistics [NW/ W]</b>	[Valid=12 /-]

Value	Label	Cases	Percentage
2015-06-29		2	16.7%
2015-06-30		3	25.0%

## File : District

### # DateEnq: Date Enquêté

Value	Label	Cases	Percentage
2015-07-01		3	25.0%
2015-07-02		3	25.0%
2015-07-03		1	8.3%

Warning: these figures indicate the number of cases found in the data file. They cannot be interpreted as summary statistics of the population of interest.

### # NbreunionCoord: Combien de réunion de coordination avez-vous organisé pour préparer la campagne ?

<b>Information</b>	[Type= discrete] [Format=numeric] [Range= 2-4] [Missing=*]
<b>Statistics [NW/ W]</b>	[Valid=12 /-] [Invalid=0 /-]

Value	Label	Cases	Percentage
2		5	41.7%
3		5	41.7%
4		2	16.7%

Warning: these figures indicate the number of cases found in the data file. They cannot be interpreted as summary statistics of the population of interest.

### # TempsAvcamp: Combien de temps avant la campagne la 1ère réunion a-t-elle eu lieu ?

<b>Information</b>	[Type= discrete] [Format=numeric] [Range= 2-10] [Missing=*]
<b>Statistics [NW/ W]</b>	[Valid=12 /-] [Invalid=0 /-]

Value	Label	Cases	Percentage
2		1	8.3%
3		1	8.3%
7		9	75.0%
10		1	8.3%

Warning: these figures indicate the number of cases found in the data file. They cannot be interpreted as summary statistics of the population of interest.

### # ReunJournal: Combien de réunion de coordination journalière avez-vous organisé pendant la campagne ?

<b>Information</b>	[Type= discrete] [Format=numeric] [Range= 4-7] [Missing=*]
<b>Statistics [NW/ W]</b>	[Valid=12 /-] [Invalid=0 /-]

Value	Label	Cases	Percentage
4		2	16.7%
7		10	83.3%

Warning: these figures indicate the number of cases found in the data file. They cannot be interpreted as summary statistics of the population of interest.

### # StrategieFixe: Stratégie Fixe

<b>Information</b>	[Type= discrete] [Format=numeric] [Range= 1-1] [Missing=*]
<b>Statistics [NW/ W]</b>	[Valid=12 /-] [Invalid=0 /-]

Value	Label	Cases	Percentage
1		12	100.0%

Warning: these figures indicate the number of cases found in the data file. They cannot be interpreted as summary statistics of the population of interest.

### # Strategieavance: Stratégie avancé

<b>Information</b>	[Type= discrete] [Format=numeric] [Range= 1-1] [Missing=*]
<b>Statistics [NW/ W]</b>	[Valid=12 /-] [Invalid=0 /-]

Value	Label	Cases	Percentage
1		12	100.0%

Warning: these figures indicate the number of cases found in the data file. They cannot be interpreted as summary statistics of the population of interest.

## File : District

### # StratMobile: Stratégie Mobile

**Information** [Type= discrete] [Format=numeric] [Range= 1-1] [Missing=\*]

**Statistics [NW/ W]** [Valid=12 /-] [Invalid=0 /-]

Value	Label	Cases	Percentage
1		12	100.0%

*Warning: these figures indicate the number of cases found in the data file. They cannot be interpreted as summary statistics of the population of interest.*

### # Autres: Autres

**Information** [Type= discrete] [Format=character] [Missing=\*]

**Statistics [NW/ W]** [Valid=0 /-] [Invalid=0 /-]

### # NbVillages: Combien de villages votre FS dessert-elle ?

**Information** [Type= discrete] [Format=numeric] [Range= 6-231] [Missing=\*]

**Statistics [NW/ W]** [Valid=12 /-] [Invalid=0 /-]

Value	Label	Cases	Percentage
6		1	8.3%
10		1	8.3%
12		1	8.3%
13		1	8.3%
18		2	16.7%
20		1	8.3%
23		1	8.3%
27		1	8.3%
114		1	8.3%
186		1	8.3%
231		1	8.3%

*Warning: these figures indicate the number of cases found in the data file. They cannot be interpreted as summary statistics of the population of interest.*

### # Routine: Durant la campagne avez-vous poursuivi les séances de vaccination de routine

**Information** [Type= discrete] [Format=numeric] [Range= 1-1] [Missing=\*]

**Statistics [NW/ W]** [Valid=10 /-] [Invalid=2 /-]

Value	Label	Cases	Percentage
1		10	100.0%
Sysmiss		2	

*Warning: these figures indicate the number of cases found in the data file. They cannot be interpreted as summary statistics of the population of interest.*

### # ManqPersonnel: Manque de personnel

**Information** [Type= discrete] [Format=numeric] [Missing=\*]

**Statistics [NW/ W]** [Valid=0 /-] [Invalid=12 /-]

Value	Label	Cases	Percentage
Sysmiss		12	

*Warning: these figures indicate the number of cases found in the data file. They cannot be interpreted as summary statistics of the population of interest.*

### # Surcharge: Surcharge de travail

**Information** [Type= discrete] [Format=numeric] [Missing=\*]

**Statistics [NW/ W]** [Valid=0 /-] [Invalid=12 /-]



## File : District

### # Surcharge: Surcharge de travail

Value	Label	Cases	Percentage
Sysmiss		12	

Warning: these figures indicate the number of cases found in the data file. They cannot be interpreted as summary statistics of the population of interest.

### # ManqInformation: Manque d'information

Information	[Type= discrete] [Format=numeric] [Missing=*]
Statistics [NW/ W]	[Valid=0 /-] [Invalid=12 /-]

Value	Label	Cases	Percentage
Sysmiss		12	

Warning: these figures indicate the number of cases found in the data file. They cannot be interpreted as summary statistics of the population of interest.

### # AutresPrecisez: Autres précisez

Information	[Type= discrete] [Format=character] [Missing=*]
Statistics [NW/ W]	[Valid=0 /-] [Invalid=0 /-]

### # ComEvalueur: Commentaires Evalueur

Information	[Type= discrete] [Format=character] [Missing=*]
Statistics [NW/ W]	[Valid=0 /-] [Invalid=0 /-]

### # MatVaccins: matériels conservation vaccins

Information	[Type= discrete] [Format=numeric] [Range= 1-1] [Missing=*]
Statistics [NW/ W]	[Valid=12 /-] [Invalid=0 /-]

Value	Label	Cases	Percentage
1		12	100.0%

Warning: these figures indicate the number of cases found in the data file. They cannot be interpreted as summary statistics of the population of interest.

### # Refrigerateurs: Réfrigérateurs

Information	[Type= discrete] [Format=numeric] [Range= 1-1] [Missing=*]
Statistics [NW/ W]	[Valid=12 /-] [Invalid=0 /-]

Value	Label	Cases	Percentage
1		12	100.0%

Warning: these figures indicate the number of cases found in the data file. They cannot be interpreted as summary statistics of the population of interest.

### # Glaciere: Glacières

Information	[Type= discrete] [Format=numeric] [Range= 1-1] [Missing=*]
Statistics [NW/ W]	[Valid=12 /-] [Invalid=0 /-]

Value	Label	Cases	Percentage
1		12	100.0%

Warning: these figures indicate the number of cases found in the data file. They cannot be interpreted as summary statistics of the population of interest.

### # Congelateurs: Congelateurs

Information	[Type= discrete] [Format=numeric] [Range= 1-1] [Missing=*]
Statistics [NW/ W]	[Valid=5 /-] [Invalid=7 /-]

Value	Label	Cases	Percentage
1		5	100.0%
Sysmiss		7	

Warning: these figures indicate the number of cases found in the data file. They cannot be interpreted as summary statistics of the population of interest.

## File : District

### # AutresMat: Autres Matériels

**Information** [Type= discrete] [Format=character] [Missing=\*]

**Statistics [NW/ W]** [Valid=3 /-] [Invalid=0 /-]

Value	Label	Cases	Percentage
PORTE VACCIN		1	33.3%
PORTE VACCINS		1	33.3%
PORTE VACCINS, BOITES ISOTHERMES		1	33.3%

*Warning: these figures indicate the number of cases found in the data file. They cannot be interpreted as summary statistics of the population of interest.*

### # Refrig1: Réfrigérateur1

**Information** [Type= discrete] [Format=numeric] [Range= 1-1] [Missing=\*]

**Statistics [NW/ W]** [Valid=12 /-] [Invalid=0 /-]

Value	Label	Cases	Percentage
1		12	100.0%

*Warning: these figures indicate the number of cases found in the data file. They cannot be interpreted as summary statistics of the population of interest.*

### # Refrig2: Réfrigérateur2

**Information** [Type= discrete] [Format=numeric] [Range= 1-1] [Missing=\*]

**Statistics [NW/ W]** [Valid=3 /-] [Invalid=9 /-]

Value	Label	Cases	Percentage
1		3	100.0%
Sysmiss		9	

*Warning: these figures indicate the number of cases found in the data file. They cannot be interpreted as summary statistics of the population of interest.*

### # Refrig3: Réfrigérateur3

**Information** [Type= discrete] [Format=numeric] [Range= 1-1] [Missing=\*]

**Statistics [NW/ W]** [Valid=1 /-] [Invalid=11 /-]

Value	Label	Cases	Percentage
1		1	100.0%
Sysmiss		11	

*Warning: these figures indicate the number of cases found in the data file. They cannot be interpreted as summary statistics of the population of interest.*

### # Conservation: Conservation

**Information** [Type= discrete] [Format=character] [Missing=\*]

**Statistics [NW/ W]** [Valid=1 /-] [Invalid=0 /-]

Value	Label	Cases	Percentage
GLACIERE AVEC ACCU		1	100.0%

*Warning: these figures indicate the number of cases found in the data file. They cannot be interpreted as summary statistics of the population of interest.*

### # ThermoInt1: Thermomètre Interne

**Information** [Type= discrete] [Format=numeric] [Range= 1-1] [Missing=\*]

**Statistics [NW/ W]** [Valid=12 /-] [Invalid=0 /-]

## File : District

### # ThermoInt1: Thermomètre Interne

Value	Label	Cases	Percentage
1		12	100.0%

Warning: these figures indicate the number of cases found in the data file. They cannot be interpreted as summary statistics of the population of interest.

### # ThermoInt2: Thermomètre interne réfrigérateur 2

Information [Type= discrete] [Format=numeric] [Range= 1-1] [Missing=\*]

Statistics [NW/ W] [Valid=3 /-] [Invalid=9 /-]

Value	Label	Cases	Percentage
1		3	100.0%
Sysmiss		9	

Warning: these figures indicate the number of cases found in the data file. They cannot be interpreted as summary statistics of the population of interest.

### # ThermoInt3: Thermomètre Interne Réfrigérateur 3

Information [Type= discrete] [Format=numeric] [Range= 1-1] [Missing=\*]

Statistics [NW/ W] [Valid=2 /-] [Invalid=10 /-]

Value	Label	Cases	Percentage
1		2	100.0%
Sysmiss		10	

Warning: these figures indicate the number of cases found in the data file. They cannot be interpreted as summary statistics of the population of interest.

### # FRTRéfigerat1: Feuille de relevé de température

Information [Type= discrete] [Format=numeric] [Range= 1-1] [Missing=\*]

Statistics [NW/ W] [Valid=12 /-] [Invalid=0 /-]

Value	Label	Cases	Percentage
1		12	100.0%

Warning: these figures indicate the number of cases found in the data file. They cannot be interpreted as summary statistics of the population of interest.

### # FRTRéfigerat2: Feuille de relevé de température réfrigérateur 2

Information [Type= discrete] [Format=numeric] [Range= 1-1] [Missing=\*]

Statistics [NW/ W] [Valid=3 /-] [Invalid=9 /-]

Value	Label	Cases	Percentage
1		3	100.0%
Sysmiss		9	

Warning: these figures indicate the number of cases found in the data file. They cannot be interpreted as summary statistics of the population of interest.

### # FRTRéfigerat3: Feuille de relevé de température réfrigérateur 3

Information [Type= discrete] [Format=numeric] [Range= 1-1] [Missing=\*]

Statistics [NW/ W] [Valid=2 /-] [Invalid=10 /-]

Value	Label	Cases	Percentage
1		2	100.0%
Sysmiss		10	

Warning: these figures indicate the number of cases found in the data file. They cannot be interpreted as summary statistics of the population of interest.

### # TpsIntrants: Temps Intrants avant campagne

Information [Type= discrete] [Format=numeric] [Range= 1-10] [Missing=\*]

Statistics [NW/ W] [Valid=11 /-] [Invalid=1 /-]

## File : District

### # TpsIntrants: Temps Intrants avant campagne

Value	Label	Cases	Percentage
1		2	18.2%
2		2	18.2%
3		5	45.5%
4		1	9.1%
10		1	9.1%
Sysmiss		1	

Warning: these figures indicate the number of cases found in the data file. They cannot be interpreted as summary statistics of the population of interest.

### # RuptureIntrants: Rupture Intrants

<b>Information</b>	[Type= discrete] [Format=character] [Missing=*]
<b>Statistics [NW/ W]</b>	[Valid=11 /-] [Invalid=0 /-]

Value	Label	Cases	Percentage
NON		10	90.9%
OUI		1	9.1%

Warning: these figures indicate the number of cases found in the data file. They cannot be interpreted as summary statistics of the population of interest.

### # RuptureVAR: Rupture VAR

<b>Information</b>	[Type= discrete] [Format=character] [Missing=*]
<b>Statistics [NW/ W]</b>	[Valid=0 /-] [Invalid=0 /-]

### # RuptureDiluant: Rupture Diluant

<b>Information</b>	[Type= discrete] [Format=character] [Missing=*]
<b>Statistics [NW/ W]</b>	[Valid=0 /-] [Invalid=0 /-]

### # RuptureAutres: Rupture Autres Intrants

<b>Information</b>	[Type= discrete] [Format=character] [Missing=*]
<b>Statistics [NW/ W]</b>	[Valid=1 /-] [Invalid=0 /-]

Value	Label	Cases	Percentage
OUI		1	100.0%

Warning: these figures indicate the number of cases found in the data file. They cannot be interpreted as summary statistics of the population of interest.

### # AutresRupt1: Ruptures autres Intrants

<b>Information</b>	[Type= discrete] [Format=character] [Missing=*]
<b>Statistics [NW/ W]</b>	[Valid=1 /-] [Invalid=0 /-]

Value	Label	Cases	Percentage
SD 3JOURS		1	100.0%

Warning: these figures indicate the number of cases found in the data file. They cannot be interpreted as summary statistics of the population of interest.

### # AutresRupt2: Autres Ruptures Intrants Précisez

<b>Information</b>	[Type= discrete] [Format=character] [Missing=*]
<b>Statistics [NW/ W]</b>	[Valid=0 /-] [Invalid=0 /-]

### # DurRuptVAR: Durée Rupture VAR

<b>Information</b>	[Type= discrete] [Format=numeric] [Missing=*]
<b>Statistics [NW/ W]</b>	[Valid=0 /-] [Invalid=12 /-]

## File : District

### # DurRuptVAR: Durée Rupture VAR

Value	Label	Cases	Percentage
Sysmiss		12	

Warning: these figures indicate the number of cases found in the data file. They cannot be interpreted as summary statistics of the population of interest.

### # DurRuptDil: Durée Rupture diluant

<b>Information</b>	[Type= discrete] [Format=numeric] [Missing=*]
<b>Statistics [NW/ W]</b>	[Valid=0 /-] [Invalid=12 /-]

Value	Label	Cases	Percentage
Sysmiss		12	

Warning: these figures indicate the number of cases found in the data file. They cannot be interpreted as summary statistics of the population of interest.

### # DurRuptAutre: Durée rupture Autres

<b>Information</b>	[Type= discrete] [Format=numeric] [Range= 3-3] [Missing=*]
<b>Statistics [NW/ W]</b>	[Valid=1 /-] [Invalid=11 /-]

Value	Label	Cases	Percentage
3		1	100.0%
Sysmiss		11	

Warning: these figures indicate the number of cases found in the data file. They cannot be interpreted as summary statistics of the population of interest.

### # Incinrateur: Incinérateur des aiguilles souillées

<b>Information</b>	[Type= discrete] [Format=numeric] [Range= 1-1] [Missing=*]
<b>Statistics [NW/ W]</b>	[Valid=12 /-] [Invalid=0 /-]

Value	Label	Cases	Percentage
1		12	100.0%

Warning: these figures indicate the number of cases found in the data file. They cannot be interpreted as summary statistics of the population of interest.

### # Incinerant: Incinérant

<b>Information</b>	[Type= discrete] [Format=numeric] [Range= 1-1] [Missing=*]
<b>Statistics [NW/ W]</b>	[Valid=11 /-] [Invalid=1 /-]

Value	Label	Cases	Percentage
1		11	100.0%
Sysmiss		1	

Warning: these figures indicate the number of cases found in the data file. They cannot be interpreted as summary statistics of the population of interest.

<b># Enfouill: Enfouissement</b>			
<b>Information</b>	[Type= discrete] [Format=numeric] [Missing=*]		
<b>Statistics [NW/ W]</b>	[Valid=0 /-] [Invalid=12 /-]		
<b>Value</b>	<b>Label</b>	<b>Cases</b>	<b>Percentage</b>
Sysmiss		12	
<i>Warning: these figures indicate the number of cases found in the data file. They cannot be interpreted as summary statistics of the population of interest.</i>			
<b># Ordure: Incinérer Ordure</b>			
<b>Information</b>	[Type= discrete] [Format=numeric] [Missing=*]		
<b>Statistics [NW/ W]</b>	[Valid=0 /-] [Invalid=12 /-]		
<b>Value</b>	<b>Label</b>	<b>Cases</b>	<b>Percentage</b>
Sysmiss		12	
<i>Warning: these figures indicate the number of cases found in the data file. They cannot be interpreted as summary statistics of the population of interest.</i>			
<b># Brulant: Incinérer Brulant</b>			
<b>Information</b>	[Type= discrete] [Format=numeric] [Missing=*]		
<b>Statistics [NW/ W]</b>	[Valid=0 /-] [Invalid=12 /-]		
<b>Value</b>	<b>Label</b>	<b>Cases</b>	<b>Percentage</b>
Sysmiss		12	
<i>Warning: these figures indicate the number of cases found in the data file. They cannot be interpreted as summary statistics of the population of interest.</i>			
<b># AutresBS: Autres BS</b>			
<b>Information</b>	[Type= discrete] [Format=character] [Missing=*]		
<b>Statistics [NW/ W]</b>	[Valid=0 /-] [Invalid=0 /-]		
<b># MAPIGraves: MAPI Graves</b>			
<b>Information</b>	[Type= discrete] [Format=character] [Missing=*]		
<b>Statistics [NW/ W]</b>	[Valid=12 /-] [Invalid=0 /-]		
<b>Value</b>	<b>Label</b>	<b>Cases</b>	<b>Percentage</b>
NON		10	83.3%
OUI		2	16.7%
<i>Warning: these figures indicate the number of cases found in the data file. They cannot be interpreted as summary statistics of the population of interest.</i>			
<b># Abces: Abcès</b>			
<b>Information</b>	[Type= discrete] [Format=numeric] [Missing=*]		
<b>Statistics [NW/ W]</b>	[Valid=0 /-] [Invalid=12 /-]		
<b>Value</b>	<b>Label</b>	<b>Cases</b>	<b>Percentage</b>
Sysmiss		12	
<i>Warning: these figures indicate the number of cases found in the data file. They cannot be interpreted as summary statistics of the population of interest.</i>			
<b># Convuls: Convulsion</b>			
<b>Information</b>	[Type= discrete] [Format=numeric] [Range= 1-1] [Missing=*]		
<b>Statistics [NW/ W]</b>	[Valid=1 /-] [Invalid=11 /-]		
<b>Value</b>	<b>Label</b>	<b>Cases</b>	<b>Percentage</b>
1		1	100.0%
Sysmiss		11	
<i>Warning: these figures indicate the number of cases found in the data file. They cannot be interpreted as summary statistics of the population of interest.</i>			

<b># Choc: Précisez Choc</b>			
<b>Information</b>	[Type= discrete] [Format=numeric] [Missing=*]		
<b>Statistics [NW/ W]</b>	[Valid=0 /-] [Invalid=12 /-]		
<b>Value</b>	<b>Label</b>	<b>Cases</b>	<b>Percentage</b>
Sysmiss		12	
<i>Warning: these figures indicate the number of cases found in the data file. They cannot be interpreted as summary statistics of the population of interest.</i>			
<b># AutresMAPI: Autres MAPI</b>			
<b>Information</b>	[Type= discrete] [Format=character] [Missing=*]		
<b>Statistics [NW/ W]</b>	[Valid=1 /-] [Invalid=0 /-]		
<b>Value</b>	<b>Label</b>	<b>Cases</b>	<b>Percentage</b>
2 CAS HAHOMEGBE ET KPEGNON		1	100.0%
<i>Warning: these figures indicate the number of cases found in the data file. They cannot be interpreted as summary statistics of the population of interest.</i>			
<b># InvestMAPI: Investigation MAPI</b>			
<b>Information</b>	[Type= discrete] [Format=character] [Missing=*]		
<b>Statistics [NW/ W]</b>	[Valid=1 /-] [Invalid=0 /-]		
<b>Value</b>	<b>Label</b>	<b>Cases</b>	<b>Percentage</b>
OUI		1	100.0%
<i>Warning: these figures indicate the number of cases found in the data file. They cannot be interpreted as summary statistics of the population of interest.</i>			
<b># ComEvalueurlog: Commentaires Evalueur Logisticien</b>			
<b>Information</b>	[Type= discrete] [Format=character] [Missing=*]		
<b>Statistics [NW/ W]</b>	[Valid=6 /-] [Invalid=0 /-]		
<b>Value</b>	<b>Label</b>	<b>Cases</b>	<b>Percentage</b>
ENFANT MALADE (CONVULSION) AVANT LA VACCINATION		1	16.7%
FRANCHE COLLABORATI		1	16.7%
LONGUES COUPURES DE COURANT PALLIER PAR LA MISE EN MARCHE DU REFRIGERATEU PENDANT LA CAMPAGNE		1	16.7%
MON ENQUETE EST BINE HUMBLE		1	16.7%
OK		1	16.7%
RAPPORT NON TROUVE		1	16.7%
<i>Warning: these figures indicate the number of cases found in the data file. They cannot be interpreted as summary statistics of the population of interest.</i>			
<b># ComiteIEC: Comité IEC</b>			
<b>Information</b>	[Type= discrete] [Format=character] [Missing=*]		
<b>Statistics [NW/ W]</b>	[Valid=12 /-] [Invalid=0 /-]		

<b># ComiteIEC: Comité IEC</b>			
Value	Label	Cases	Percentage
Ne Sait Pas NSP		1	8.3%
OUI		11	91.7%
<i>Warning: these figures indicate the number of cases found in the data file. They cannot be interpreted as summary statistics of the population of interest.</i>			
<b># NbReunion: Nombre de reunion de comité</b>			
<b>Information</b>	[Type= discrete] [Format=numeric] [Range= 1-4] [Missing=*]		
<b>Statistics [NW/ W]</b>	[Valid=11 /-] [Invalid=1 /-]		
Value	Label	Cases	Percentage
1		3	27.3%
2		6	54.5%
3		1	9.1%
4		1	9.1%
Sysmiss		1	
<i>Warning: these figures indicate the number of cases found in the data file. They cannot be interpreted as summary statistics of the population of interest.</i>			
<b># BoiteImage: Boite à Image</b>			
<b>Information</b>	[Type= discrete] [Format=numeric] [Missing=*]		
<b>Statistics [NW/ W]</b>	[Valid=0 /-] [Invalid=12 /-]		
Value	Label	Cases	Percentage
Sysmiss		12	
<i>Warning: these figures indicate the number of cases found in the data file. They cannot be interpreted as summary statistics of the population of interest.</i>			
<b># Affiches: Utiliser Affiches</b>			
<b>Information</b>	[Type= discrete] [Format=numeric] [Range= 1-1] [Missing=*]		
<b>Statistics [NW/ W]</b>	[Valid=11 /-] [Invalid=1 /-]		
Value	Label	Cases	Percentage
1		11	100.0%
Sysmiss		1	
<i>Warning: these figures indicate the number of cases found in the data file. They cannot be interpreted as summary statistics of the population of interest.</i>			
<b># Dépliants: Utiliser Dépliant</b>			
<b>Information</b>	[Type= discrete] [Format=numeric] [Range= 1-1] [Missing=*]		
<b>Statistics [NW/ W]</b>	[Valid=8 /-] [Invalid=4 /-]		
Value	Label	Cases	Percentage
1		8	100.0%
Sysmiss		4	
<i>Warning: these figures indicate the number of cases found in the data file. They cannot be interpreted as summary statistics of the population of interest.</i>			
<b># MaterAV: Matériel Audio Visuel</b>			
<b>Information</b>	[Type= discrete] [Format=numeric] [Range= 1-1] [Missing=*]		
<b>Statistics [NW/ W]</b>	[Valid=10 /-] [Invalid=2 /-]		
Value	Label	Cases	Percentage
1		10	100.0%
Sysmiss		2	
<i>Warning: these figures indicate the number of cases found in the data file. They cannot be interpreted as summary statistics of the population of interest.</i>			



### # AutresMatEduc: Autres Matériels Educatifs

<b>Information</b>	[Type= discrete] [Format=character] [Missing=*]
<b>Statistics [NW/ W]</b>	[Valid=12 /-] [Invalid=0 /-]

Value	Label	Cases	Percentage
BANDEROLES		6	50.0%
BANDEROLES , RADIO, CRIEURS? EGLISES, MOSQUES, NOTE CIRCULAIRE		1	8.3%
BANDEROLES - DOSSARDS		1	8.3%
BANDEROLES GONGONNN, RADIO PROXIMITE, NOTE D'INFO		1	8.3%
BANDEROLES, GONGONNEUR: EMISSIONS RADIO, ECOLES, ASC, CARAVANES		1	8.3%
BANDEROLES- MEGAPH		1	8.3%
Y		1	8.3%

*Warning: these figures indicate the number of cases found in the data file. They cannot be interpreted as summary statistics of the population of interest.*

### # AucunMat: Aucun Matériel

<b>Information</b>	[Type= discrete] [Format=numeric] [Missing=*]
<b>Statistics [NW/ W]</b>	[Valid=0 /-] [Invalid=12 /-]

Value	Label	Cases	Percentage
Sysmiss		12	

*Warning: these figures indicate the number of cases found in the data file. They cannot be interpreted as summary statistics of the population of interest.*

### # MethMobSoc: Methodes Mobilisation Sociale

<b>Information</b>	[Type= discrete] [Format=character] [Missing=*]
<b>Statistics [NW/ W]</b>	[Valid=10 /-] [Invalid=0 /-]

Value	Label	Cases	Percentage
BANDEROLES , RADIO, CRIEURS? EGLISES, MOSQUES, NOTE CIRCULAIRE		1	10.0%
BANDEROLES, RADIO PROXIMITE, GONGONNEUR: NOTE CIRCULAIRE, CARAVANES		1	10.0%
CARAVANES, EMISSIONS		1	10.0%

### # MethMobSoc: Methodes Mobilisation Sociale

Value	Label	Cases	Percentage
RADIO, SENSIBILISATI PAR ASC, GONGONNEUR:			
CARAVANES, GONGONNEUR: EMISSION RADIO, EGLISES, MOSQUEES, ECOLES		1	10.0%
CARAVANES- EMISSION RADIO SPOT - CRIEURS - REUNIONS		1	10.0%
CRIEURS REUNIONS TRANSFRONTA CARAVANES ASC RADIO		1	10.0%
CRIEURS, RADIO, CARAVANES, REUNIONS AVEC LEADERS , ASC		1	10.0%
CRIEURS, RADIO, LEADERS, EGLISES, MOSQUEES, CARAVANES, ECOLES		1	10.0%
GONGONNEUR: EGLISE, MOSQUEES, ECOLES, RADIO DE PROXIMITE, CARAVANES		1	10.0%
PLAIDOYER		1	10.0%

Warning: these figures indicate the number of cases found in the data file. They cannot be interpreted as summary statistics of the population of interest.







### # RefusVacc: Refus Vaccination








<b>Information</b>	[Type= discrete] [Format=character] [Missing=*]		
<b>Statistics [NW/ W]</b>	[Valid=12 /-] [Invalid=0 /-]		
Value	Label	Cases	Percentage
NON		6	50.0%
OUI		6	50.0%

Warning: these figures indicate the number of cases found in the data file. They cannot be interpreted as summary statistics of the population of interest.

### # Religion: Motif Religion

<b>Information</b>	[Type= discrete] [Format=numeric] [Range= 1-1] [Missing=*]
<b>Statistics [NW/ W]</b>	[Valid=2 /-] [Invalid=10 /-]

<b># Religion: Motif Religion</b>			
Value	Label	Cases	Percentage
1		2	 100.0%
Systemmiss		10	
<i>Warning: these figures indicate the number of cases found in the data file. They cannot be interpreted as summary statistics of the population of interest.</i>			
<b># Tradition: Motif Tradition</b>			
<b>Information</b>		[Type= discrete] [Format=numeric] [Range= 1-1] [Missing=*]	
<b>Statistics [NW/ W]</b>		[Valid=4 /-] [Invalid=8 /-]	
Value	Label	Cases	Percentage
1		4	 100.0%
Systemmiss		8	
<i>Warning: these figures indicate the number of cases found in the data file. They cannot be interpreted as summary statistics of the population of interest.</i>			
<b># EffetsSecond: Effets Secondaires</b>			
<b>Information</b>		[Type= discrete] [Format=numeric] [Range= 1-1] [Missing=*]	
<b>Statistics [NW/ W]</b>		[Valid=3 /-] [Invalid=9 /-]	
Value	Label	Cases	Percentage
1		3	 100.0%
Systemmiss		9	
<i>Warning: these figures indicate the number of cases found in the data file. They cannot be interpreted as summary statistics of the population of interest.</i>			
<b># Rumeurs: Motif Rumeurs</b>			
<b>Information</b>		[Type= discrete] [Format=numeric] [Range= 1-1] [Missing=*]	
<b>Statistics [NW/ W]</b>		[Valid=1 /-] [Invalid=11 /-]	
Value	Label	Cases	Percentage
1		1	 100.0%
Systemmiss		11	
<i>Warning: these figures indicate the number of cases found in the data file. They cannot be interpreted as summary statistics of the population of interest.</i>			
<b># RefusAutres: Refus Motifs Autres</b>			
<b>Information</b>		[Type= discrete] [Format=character] [Missing=*]	
<b>Statistics [NW/ W]</b>		[Valid=1 /-] [Invalid=0 /-]	
Value	Label	Cases	Percentage
MAPI		1	 100.0%
<i>Warning: these figures indicate the number of cases found in the data file. They cannot be interpreted as summary statistics of the population of interest.</i>			
<b># VisitesMen: Visites Menages</b>			
<b>Information</b>		[Type= discrete] [Format=numeric] [Range= 1-1] [Missing=*]	
<b>Statistics [NW/ W]</b>		[Valid=6 /-] [Invalid=6 /-]	
Value	Label	Cases	Percentage
1		6	 100.0%
Systemmiss		6	
<i>Warning: these figures indicate the number of cases found in the data file. They cannot be interpreted as summary statistics of the population of interest.</i>			
<b># PlaidLeader: Plaidoyers leaders</b>			
<b>Information</b>		[Type= discrete] [Format=numeric] [Range= 1-1] [Missing=*]	
<b>Statistics [NW/ W]</b>		[Valid=3 /-] [Invalid=9 /-]	

<b># PlaidLeader: Plaidoyers leaders</b>			
Value	Label	Cases	Percentage
1		3	 100.0%
Sysmiss		9	
<i>Warning: these figures indicate the number of cases found in the data file. They cannot be interpreted as summary statistics of the population of interest.</i>			
<b># ChefsRel: Chefs Religieux</b>			
<b>Information</b>		[Type= discrete] [Format=numeric] [Range= 1-1] [Missing=*]	
<b>Statistics [NW/ W]</b>		[Valid=2 /-] [Invalid=10 /-]	
Value	Label	Cases	Percentage
1		2	 100.0%
Sysmiss		10	
<i>Warning: these figures indicate the number of cases found in the data file. They cannot be interpreted as summary statistics of the population of interest.</i>			
<b># Coercition: Action Convaincre Coercition</b>			
<b>Information</b>		[Type= discrete] [Format=numeric] [Range= 1-1] [Missing=*]	
<b>Statistics [NW/ W]</b>		[Valid=2 /-] [Invalid=10 /-]	
Value	Label	Cases	Percentage
1		2	 100.0%
Sysmiss		10	
<i>Warning: these figures indicate the number of cases found in the data file. They cannot be interpreted as summary statistics of the population of interest.</i>			
<b># ActionsAutres: Action Convaincre Autres</b>			
<b>Information</b>		[Type= discrete] [Format=character] [Missing=*]	
<b>Statistics [NW/ W]</b>		[Valid=1 /-] [Invalid=0 /-]	
Value	Label	Cases	Percentage
GENDARMERIE D'ASRMA		1	 100.0%
<i>Warning: these figures indicate the number of cases found in the data file. They cannot be interpreted as summary statistics of the population of interest.</i>			
<b># ActionAucune: Action Convaincre Aucune</b>			
<b>Information</b>		[Type= discrete] [Format=numeric] [Missing=*]	
<b>Statistics [NW/ W]</b>		[Valid=0 /-] [Invalid=12 /-]	
Value	Label	Cases	Percentage
Sysmiss		12	
<i>Warning: these figures indicate the number of cases found in the data file. They cannot be interpreted as summary statistics of the population of interest.</i>			
<b># ComEvalCommun: Commentaire Evalueateur Communication</b>			
<b>Information</b>		[Type= discrete] [Format=character] [Missing=*]	
<b>Statistics [NW/ W]</b>		[Valid=4 /-] [Invalid=0 /-]	
Value	Label	Cases	Percentage
BON ACCUEIL		2	 50.0%
BON ACCUEIL COOPERANT		1	 25.0%
PF IEC EN PERMISSION		1	 25.0%
<i>Warning: these figures indicate the number of cases found in the data file. They cannot be interpreted as summary statistics of the population of interest.</i>			
<b># EffAgents: Effectif Agents</b>			
<b>Information</b>		[Type= discrete] [Format=numeric] [Range= 5-92] [Missing=*]	

**# EffAgents: Effectif Agents**

<b>Statistics [NW/ W]</b>	[Valid=11 /-] [Invalid=1 /-]
---------------------------	------------------------------

Value	Label	Cases	Percentage
5		1	9.1%
8		1	9.1%
10		1	9.1%
11		1	9.1%
14		1	9.1%
15		1	9.1%
25		1	9.1%
32		1	9.1%
62		1	9.1%
82		1	9.1%
92		1	9.1%
Sysmiss		1	

*Warning: these figures indicate the number of cases found in the data file. They cannot be interpreted as summary statistics of the population of interest.*

**# EffectifVacc: Effectifs Vaccination**

<b>Information</b>	[Type= discrete] [Format=numeric] [Range= 2-15] [Missing=*]
--------------------	-------------------------------------------------------------

<b>Statistics [NW/ W]</b>	[Valid=12 /-] [Invalid=0 /-]
---------------------------	------------------------------

Value	Label	Cases	Percentage
2		2	16.7%
3		3	25.0%
4		1	8.3%
5		2	16.7%
6		1	8.3%
8		1	8.3%
15		2	16.7%

*Warning: these figures indicate the number of cases found in the data file. They cannot be interpreted as summary statistics of the population of interest.*

**# Nbforme: Nombre formé**

<b>Information</b>	[Type= discrete] [Format=numeric] [Range= 2-15] [Missing=*]
--------------------	-------------------------------------------------------------

<b>Statistics [NW/ W]</b>	[Valid=12 /-] [Invalid=0 /-]
---------------------------	------------------------------

Value	Label	Cases	Percentage
2		1	8.3%
3		3	25.0%
4		1	8.3%
5		1	8.3%
8		1	8.3%
9		1	8.3%
10		1	8.3%
13		1	8.3%
15		2	16.7%

*Warning: these figures indicate the number of cases found in the data file. They cannot be interpreted as summary statistics of the population of interest.*

**# Respforme: Responsable formation**

<b>Information</b>	[Type= discrete] [Format=numeric] [Range= 1-1] [Missing=*]
--------------------	------------------------------------------------------------

<b>Statistics [NW/ W]</b>	[Valid=12 /-] [Invalid=0 /-]
---------------------------	------------------------------

**# Respforme: Responsable formation**

Value	Label	Cases	Percentage
1		12	100.0%

Warning: these figures indicate the number of cases found in the data file. They cannot be interpreted as summary statistics of the population of interest.

**# NbSuperv: Nombre de visite de supervision**

**Information** [Type= discrete] [Format=numeric] [Range= 4-28] [Missing=\*]

**Statistics [NW/ W]** [Valid=12 /-] [Invalid=0 /-]

Value	Label	Cases	Percentage
4		1	8.3%
5		1	8.3%
6		1	8.3%
8		2	16.7%
9		2	16.7%
10		1	8.3%
12		1	8.3%
21		1	8.3%
28		2	16.7%

Warning: these figures indicate the number of cases found in the data file. They cannot be interpreted as summary statistics of the population of interest.

**# NbNivCentral: Nombre de Niveau Central**

**Information** [Type= discrete] [Format=numeric] [Range= 1-7] [Missing=\*]

**Statistics [NW/ W]** [Valid=12 /-] [Invalid=0 /-]

Value	Label	Cases	Percentage
1		3	25.0%
2		1	8.3%
3		3	25.0%
4		1	8.3%
7		4	33.3%

Warning: these figures indicate the number of cases found in the data file. They cannot be interpreted as summary statistics of the population of interest.

**# NbECR: Nbr ECR**

**Information** [Type= discrete] [Format=numeric] [Range= 2-7] [Missing=\*]

**Statistics [NW/ W]** [Valid=12 /-] [Invalid=0 /-]

Value	Label	Cases	Percentage
2		3	25.0%
3		3	25.0%
4		2	16.7%
7		4	33.3%

Warning: these figures indicate the number of cases found in the data file. They cannot be interpreted as summary statistics of the population of interest.

**# NbECD: Nb ECD**

**Information** [Type= discrete] [Format=numeric] [Range= 7-7] [Missing=\*]

**Statistics [NW/ W]** [Valid=3 /-] [Invalid=9 /-]

Value	Label	Cases	Percentage
7		3	100.0%
Sysmiss		9	

Warning: these figures indicate the number of cases found in the data file. They cannot be interpreted as summary statistics of the population of interest.

<b># NSP: Supervisé NSP</b>			
<b>Information</b>	[Type= discrete] [Format=numeric] [Missing=*]		
<b>Statistics [NW/ W]</b>	[Valid=0 /-] [Invalid=12 /-]		
<b>Value</b>	<b>Label</b>	<b>Cases</b>	<b>Percentage</b>
Sysmiss		12	
<i>Warning: these figures indicate the number of cases found in the data file. They cannot be interpreted as summary statistics of the population of interest.</i>			
<b># SuperviseAutre: Supervisé Autres</b>			
<b>Information</b>	[Type= discrete] [Format=character] [Missing=*]		
<b>Statistics [NW/ W]</b>	[Valid=12 /-] [Invalid=0 /-]		
<b>Value</b>	<b>Label</b>	<b>Cases</b>	<b>Percentage</b>
OMS 1		1	8.3%
OMS 2		5	41.7%
OMS 3		1	8.3%
OMS 3, UNICEF 1		1	8.3%
PARTENAIRES		3	25.0%
PARTENBAIRES		1	8.3%
<i>Warning: these figures indicate the number of cases found in the data file. They cannot be interpreted as summary statistics of the population of interest.</i>			
<b># TransResult: Transmission Resultat</b>			
<b>Information</b>	[Type= discrete] [Format=character] [Missing=*]		
<b>Statistics [NW/ W]</b>	[Valid=12 /-] [Invalid=0 /-]		
<b>Value</b>	<b>Label</b>	<b>Cases</b>	<b>Percentage</b>
Le Lendemain		8	66.7%
Le soir même		4	33.3%
<i>Warning: these figures indicate the number of cases found in the data file. They cannot be interpreted as summary statistics of the population of interest.</i>			
<b># ResultAutre: Resultats Autres</b>			
<b>Information</b>	[Type= discrete] [Format=character] [Missing=*]		
<b>Statistics [NW/ W]</b>	[Valid=0 /-] [Invalid=0 /-]		
<b># TransResultdef: Transmission Resultat definitifs</b>			
<b>Information</b>	[Type= discrete] [Format=character] [Missing=*]		
<b>Statistics [NW/ W]</b>	[Valid=12 /-] [Invalid=0 /-]		
<b>Value</b>	<b>Label</b>	<b>Cases</b>	<b>Percentage</b>
Le Lendemain		12	100.0%
<i>Warning: these figures indicate the number of cases found in the data file. They cannot be interpreted as summary statistics of the population of interest.</i>			
<b># ResultAutredef: Resultat Autres Definitifs</b>			
<b>Information</b>	[Type= discrete] [Format=character] [Missing=*]		
<b>Statistics [NW/ W]</b>	[Valid=0 /-] [Invalid=0 /-]		
<b># MoyenTransmR: Moyen Transmission Resultat</b>			
<b>Information</b>	[Type= discrete] [Format=character] [Missing=*]		
<b>Statistics [NW/ W]</b>	[Valid=12 /-] [Invalid=0 /-]		
<b>Value</b>	<b>Label</b>	<b>Cases</b>	<b>Percentage</b>
Par déplacements		1	8.3%

<b># MoyenTransmR: Moyen Transmission Resultat</b>			
<b>Value</b>	<b>Label</b>	<b>Cases</b>	<b>Percentage</b>
Par mail		2	16.7%
Par téléphone		9	75.0%
<i>Warning: these figures indicate the number of cases found in the data file. They cannot be interpreted as summary statistics of the population of interest.</i>			
<b># MoyentransAutre: Moyen Transmission Autre</b>			
<b>Information</b>	[Type= discrete] [Format=character] [Missing=*]		
<b>Statistics [NW/ W]</b>	[Valid=5 /-] [Invalid=0 /-]		
<b>Value</b>	<b>Label</b>	<b>Cases</b>	<b>Percentage</b>
COURRIER		1	20.0%
MAIL		4	80.0%
<i>Warning: these figures indicate the number of cases found in the data file. They cannot be interpreted as summary statistics of the population of interest.</i>			
<b># Retroinform: Retroinformation</b>			
<b>Information</b>	[Type= discrete] [Format=character] [Missing=*]		
<b>Statistics [NW/ W]</b>	[Valid=12 /-] [Invalid=0 /-]		
<b>Value</b>	<b>Label</b>	<b>Cases</b>	<b>Percentage</b>
OUI		12	100.0%
<i>Warning: these figures indicate the number of cases found in the data file. They cannot be interpreted as summary statistics of the population of interest.</i>			



<b># Canalretroinfo: Canal Retroinformation</b>			
<b>Information</b>	[Type= discrete] [Format=character] [Missing=*]		
<b>Statistics [NW/ W]</b>	[Valid=11 /-] [Invalid=0 /-]		
<b>Value</b>	<b>Label</b>	<b>Cases</b>	<b>Percentage</b>
Autre		7	63.6%
Telephone		4	36.4%
<i>Warning: these figures indicate the number of cases found in the data file. They cannot be interpreted as summary statistics of the population of interest.</i>			
<b># RetroinfoAutre: RetroInformation Autre</b>			
<b>Information</b>	[Type= discrete] [Format=character] [Missing=*]		
<b>Statistics [NW/ W]</b>	[Valid=11 /-] [Invalid=0 /-]		
<b>Value</b>	<b>Label</b>	<b>Cases</b>	<b>Percentage</b>
REUNION DE SYNTHESE		2	18.2%
REUNION EXTRAORDINA		1	9.1%
REUNION SYNTHESE		4	36.4%
REUNION SYNTHESE A LA REGION, MAIL		1	9.1%
REUNION SYNTHESE REGIONALE		1	9.1%
REUNIONS MENSUELLES		1	9.1%
SUPERVISION		1	9.1%
<i>Warning: these figures indicate the number of cases found in the data file. They cannot be interpreted as summary statistics of the population of interest.</i>			
<b># ComEvaluatForm: Commentaire Evalueateur Formation</b>			
<b>Information</b>	[Type= discrete] [Format=character] [Missing=*]		
<b>Statistics [NW/ W]</b>	[Valid=5 /-] [Invalid=0 /-]		
<b>Value</b>	<b>Label</b>	<b>Cases</b>	<b>Percentage</b>
BON ACCUEIL		3	60.0%
BON ACCUEIL RECEPTIF PATIENT		1	20.0%
PFSIMR EN FORMATION ET PF PEV EN PERMISSION		1	20.0%
<i>Warning: these figures indicate the number of cases found in the data file. They cannot be interpreted as summary statistics of the population of interest.</i>			
<b># Financemdelai: Financement Delai</b>			
<b>Information</b>	[Type= discrete] [Format=character] [Missing=*]		
<b>Statistics [NW/ W]</b>	[Valid=12 /-] [Invalid=0 /-]		
<b>Value</b>	<b>Label</b>	<b>Cases</b>	<b>Percentage</b>
APRES CAMPAGNE		7	58.3%
APRES LA CAMPAGNE		2	16.7%

<b># Financemdelai: Financement Delai</b>			
Value	Label	Cases	Percentage
PENDANT CAMPAGNE		1	8.3%
PENDANT ET APRES CAMPAGNE		1	8.3%
PENDANT LA CAMPAGNE		1	8.3%
<i>Warning: these figures indicate the number of cases found in the data file. They cannot be interpreted as summary statistics of the population of interest.</i>			
<b># ONG_PartFinan: ONG Partenaire Financier</b>			
<b>Information</b>		[Type= discrete] [Format=character] [Missing=*]	
<b>Statistics [NW/ W]</b>		[Valid=12 /-] [Invalid=0 /-]	
Value	Label	Cases	Percentage
NON		6	50.0%
OUI		6	50.0%
<i>Warning: these figures indicate the number of cases found in the data file. They cannot be interpreted as summary statistics of the population of interest.</i>			
<b># ONGPlequel: ONG Partenaire local Financement</b>			
<b>Information</b>		[Type= discrete] [Format=character] [Missing=*]	
<b>Statistics [NW/ W]</b>		[Valid=6 /-] [Invalid=0 /-]	
Value	Label	Cases	Percentage
ATPDC		1	16.7%
CROIX ROUGE TOGOLAISE		1	16.7%
LIONS CLUB		3	50.0%
LIONS CLUB (CARAVANES POUR MOBILISATION SOCIALE)		1	16.7%
<i>Warning: these figures indicate the number of cases found in the data file. They cannot be interpreted as summary statistics of the population of interest.</i>			
<b># StratAvan: COGES Stratégie Avancé</b>			
<b>Information</b>		[Type= discrete] [Format=numeric] [Range= 1-1] [Missing=*]	
<b>Statistics [NW/ W]</b>		[Valid=4 /-] [Invalid=8 /-]	
Value	Label	Cases	Percentage
1		4	100.0%
Sysmiss		8	
<i>Warning: these figures indicate the number of cases found in the data file. They cannot be interpreted as summary statistics of the population of interest.</i>			
<b># MobSoc: COGES Mobilisation Sociale</b>			
<b>Information</b>		[Type= discrete] [Format=numeric] [Range= 1-1] [Missing=*]	
<b>Statistics [NW/ W]</b>		[Valid=2 /-] [Invalid=10 /-]	
Value	Label	Cases	Percentage
1		2	100.0%
Sysmiss		10	
<i>Warning: these figures indicate the number of cases found in the data file. They cannot be interpreted as summary statistics of the population of interest.</i>			
<b># RecherPdv: COGES Recherche Perdus de vue</b>			
<b>Information</b>		[Type= discrete] [Format=numeric] [Missing=*]	

<b># RecherPdv: COGES Recherche Perdus de vue</b>			
<b>Statistics [NW/ W]</b>		[Valid=0 /-] [Invalid=12 /-]	
<b>Value</b>	<b>Label</b>	<b>Cases</b>	<b>Percentage</b>
Sysmiss		12	
<i>Warning: these figures indicate the number of cases found in the data file. They cannot be interpreted as summary statistics of the population of interest.</i>			
<b># MonitPEV: COGES Monitorage Pev</b>			
<b>Information</b>		[Type= discrete] [Format=numeric] [Range= 1-1] [Missing=*]	
<b>Statistics [NW/ W]</b>		[Valid=4 /-] [Invalid=8 /-]	
<b>Value</b>	<b>Label</b>	<b>Cases</b>	<b>Percentage</b>
1		4	100.0%
Sysmiss		8	
<i>Warning: these figures indicate the number of cases found in the data file. They cannot be interpreted as summary statistics of the population of interest.</i>			
<b># COGESAutre1: COGES Autres 1</b>			
<b>Information</b>		[Type= discrete] [Format=character] [Missing=*]	
<b>Statistics [NW/ W]</b>		[Valid=3 /-] [Invalid=0 /-]	
<b>Value</b>	<b>Label</b>	<b>Cases</b>	<b>Percentage</b>
ACHAT CARTE CREDIT TELEPHONE		1	33.3%
CARBURANT STRATEGIE AVANCEE		1	33.3%
LANCEMENT DECENTRALISE		1	33.3%
<i>Warning: these figures indicate the number of cases found in the data file. They cannot be interpreted as summary statistics of the population of interest.</i>			
<b># COGESAutre2: COGES Autres 2</b>			
<b>Information</b>		[Type= discrete] [Format=character] [Missing=*]	
<b>Statistics [NW/ W]</b>		[Valid=2 /-] [Invalid=0 /-]	
<b>Value</b>	<b>Label</b>	<b>Cases</b>	<b>Percentage</b>
ACHAT DE CARTE COMMUNICATI		1	50.0%
REUNION SYNTHESE		1	50.0%
<i>Warning: these figures indicate the number of cases found in the data file. They cannot be interpreted as summary statistics of the population of interest.</i>			
<b># COGESAutre3: COGES Autres 3</b>			
<b>Information</b>		[Type= discrete] [Format=character] [Missing=*]	
<b>Statistics [NW/ W]</b>		[Valid=1 /-] [Invalid=0 /-]	
<b>Value</b>	<b>Label</b>	<b>Cases</b>	<b>Percentage</b>
COLLABORATI EQUIPES SUPPLEMENTA		1	100.0%
<i>Warning: these figures indicate the number of cases found in the data file. They cannot be interpreted as summary statistics of the population of interest.</i>			
<b># ComEvalFinanc: Commentaires Evalueateur Financement</b>			
<b>Information</b>		[Type= discrete] [Format=character] [Missing=*]	
<b>Statistics [NW/ W]</b>		[Valid=9 /-] [Invalid=0 /-]	

### # ComEvalFinanc: Commentaires Evalueur Financement

Value	Label	Cases	Percentage
BON ACCUEIL		3	33.3%
COGES : MONITORAGE CAMPAGNE ACHAT DE CREDIT COMMUNICATI		1	11.1%
COGES CREDIT COMMUNICATI REPLACEMENT POSTES AVANCES		1	11.1%
COGES ONT FINANCE ACHAT SACHETS EAU, COUT TELEPHONE		1	11.1%
COGES ONT FINANCE CARBURANT POUR DEPLACEMENT DES EQUIPES FIXES, LOCATION DES MOTOS		1	11.1%
CONTRIBUTION DE CERTAINS COGES POUR L'ORGANISATIO DE CERTAINES COLLATIONS		1	11.1%
STRATEGIE AVANCEE COMPLEMENT D'EQUIPE		1	11.1%

Warning: these figures indicate the number of cases found in the data file. They cannot be interpreted as summary statistics of the population of interest.

### # DefisCrit: Défis Critiques

**Information** [Type= discrete] [Format=character] [Missing=\*]

**Statistics [NW/ W]** [Valid=12 /-]

Value	Label	Cases	Percentage
-CIBLES NON SCOLARISEES -DOULEUR -MAMANS TJRS DEPLACEMENT -INSUFF PERSONNEL -PB STRAT AVANCEES -DEPENSES SUPPLEMENT, CAMPAGNES RAPPROCHEES, DIFF ROUTINE		1	8.3%

# DefisCrit: Défis Critiques

Value	Label	Cases	Percentage
14 CS SANS CDF, VETUSTE VEHICULES DE SUPERVISION, FINANCEMENT INSUFF STRATGEGIE AVANCEE		1	8.3%
6/20 USP PAS REFRIGERATEUR DISTRICT PAS DE CONGELATEUR RETARD DOTATION INTRANTS		1	8.3%
ATTEINDRE LOCALITE SANS RENTRER DANS PAYS VOISIN RETICENCE DE CERTAINS PARENTS (APPUI AUTORITES ADMINISTRATI ET TRADITIONNEL		1	8.3%
DIFFICULTES DANS LA RECONSTITUTI DU VACCIN		1	8.3%
INEXISTENCE CONGELATEUR AU DISTRICT 5/12 FS PAS DE CDF CARBURANT NON PREVU POUR EQ FIXES, NON PRISE EN COMPTE MOTOS SUPERVISEURS EQUIPES		1	8.3%
NEANT		2	16.7%
NO FINANCEMENT STRATEGIE AVANCEE INSUFFISANCE D MOTIVATION DES ACTEURS		1	8.3%
POPULATIONS ONT EXIGE QUE VACCINATEUR FASSENT		1	8.3%

### # DefisCrit: Défis Critiques

Value	Label	Cases	Percentage
DU PORTE A PORTE			
RETARDS FONDS, PRIS EN COMPTE OUEST FAZAO POSE PB, PAS DE CREDIT DE COMMUNICATI DES RESULTATS		1	8.3%
RETARDS MIS A DISPOSITION RESSOURCES, FAIBLE COLLATION DES ASC, 3 USP PAS DE REFRIGERATEU		1	8.3%

Warning: these figures indicate the number of cases found in the data file. They cannot be interpreted as summary statistics of the population of interest.

### # Suggestions: Suggestions

<b>Information</b>	[Type= discrete] [Format=character] [Missing=*]
<b>Statistics [NW/ W]</b>	[Valid=12 /-]

Value	Label	Cases	Percentage
-TENIR COMPTE ACCESS GEOGR - EVITER RETARDS INTRANTS ET RESSOURCES -DOTER VEHICULE SUPERVISION -LOUER VEHICULE ADAPTEE RELIEF -		1	8.3%
AVOIR FONDS 7 JOURS AVANT CAMPAGNE, DOTER CREDIT OU METTRE EN RESEAU SUPERV ET EQUIPES, PLANIFIER DEPLACEMENT COMPTABLE POUR PAYER AGENTS		1	8.3%
DOTER USP EN REFRIGERATEU DOTER DPS CONGELATEUR DOTER EN		1	8.3%

## # Suggestions: Suggestions

Value	Label	Cases	Percentage
INTRANT 72H AVANT CAMPAGNE			
FAIRE DES DILUANTS 5ML POUR 10 DOSES		1	8.3%
FINANCER STRATEGIE AVANCEE REVOIR HAUSSE MOTIVATION ACTEURS		1	8.3%
LOCATION DE CONGELATEUR POSITIONNEME GLACIERES DANS 5 FS SANS CDF COGES FOURNI CARBURANT ET LOCATION MOTO		1	8.3%
MEILLEURE SENSIBILISATI FINANCER LES POSTES AVANCES		1	8.3%
MIS A DISPOSITION A TEMPS DES RESSOURCES, AUGMENTER COLLATION ASC, DOTER 3 USP EN REFRIGERTAEU		1	8.3%
NEANT		2	16.7%
RENFORCEMEN CDF DOTER VEHICULE AUGMENTER FINANCEMENT SA		1	8.3%
SENSIBILISATI AVEC NOTES A L'APPUI FORCES DE L'ORDRE DES 2 COTES (TOGO ET BENIN)		1	8.3%

*Warning: these figures indicate the number of cases found in the data file. They cannot be interpreted as summary statistics of the population of interest.*

## # Motsfin: Mot Fin

<b>Information</b>	[Type= discrete] [Format=character] [Missing=*]
<b>Statistics [NW/ W]</b>	[Valid=12 /-] [Invalid=0 /-]

# Motsfin: Mot Fin

Value	Label	Cases	Percentage
ACCORDER EQUIPES AVANCEES A TOUS LES CS		1	8.3%
CAMPAGNE S'EST BIEN DEROULEE SANS SOUCI MAJEUR		1	8.3%
COUVERTURE DE LA CIBLE PERDUE DU PEV ROUTINE, PLUS DE NOTIFICATION DE CAS DE ROUGEOLE		1	8.3%
MERCI AUX ORGANISATEUR CAMPAGNE A TOUS LES NIVEAUX		1	8.3%
MERCI ETAT ET PARTENAIRES POUR ACTIONS EN SANTE		1	8.3%
MERCI ETAT PARTENAIRES ET ENQUETE POUR AMELIORER		1	8.3%
REMERCIEMEN POUR INITIATIVE DE L'ENQUETE POUR AMELIORER LES PROCHAINES CAMPAGNES		1	8.3%
REMERCIEMEN A L'ETAT ET AUX PARTENAIRES QUI ONT A COEUR LA SANTE DES POPULATIONS		1	8.3%
REMERCIEMEN AUX BAILLEURS ET DEPI POUR L'ORGANISATIO CAMPAGNE		1	8.3%
REMERCIEMEN AUX PARTENAIRES		1	8.3%
REMERCIEMEN AUX		1	8.3%



<b># Motsfin: Mot Fin</b>			
Value	Label	Cases	Percentage
PARTENAIRES ELARGIR CIBLE JUSQU'A 14 ANS			
REMERCIEMEN AUX PARTENAIRES TECHNIQUES ETFINANCIERS		1	8.3%
<i>Warning: these figures indicate the number of cases found in the data file. They cannot be interpreted as summary statistics of the population of interest.</i>			
<b># UniqueKey: Clé Unique</b>			
<b>Information</b>	[Type= discrete] [Format=numeric] [Range= 1-12] [Missing=*]		
<b>Statistics [NW/ W]</b>	[Valid=12 /-] [Invalid=0 /-]		
Value	Label	Cases	Percentage
1		1	8.3%
2		1	8.3%
3		1	8.3%
4		1	8.3%
5		1	8.3%
6		1	8.3%
7		1	8.3%
8		1	8.3%
9		1	8.3%
10		1	8.3%
11		1	8.3%
12		1	8.3%
<i>Warning: these figures indicate the number of cases found in the data file. They cannot be interpreted as summary statistics of the population of interest.</i>			
<b># ComitCoord: Comité de Coordination</b>			
<b>Information</b>	[Type= discrete] [Format=character] [Missing=*]		
<b>Statistics [NW/ W]</b>	[Valid=12 /-] [Invalid=0 /-]		
Value	Label	Cases	Percentage
OUI		12	100.0%
<i>Warning: these figures indicate the number of cases found in the data file. They cannot be interpreted as summary statistics of the population of interest.</i>			
<b># Distances: Distances</b>			
<b>Information</b>	[Type= discrete] [Format=numeric] [Missing=*]		
<b>Statistics [NW/ W]</b>	[Valid=0 /-] [Invalid=12 /-]		
Value	Label	Cases	Percentage
Sysmiss		12	
<i>Warning: these figures indicate the number of cases found in the data file. They cannot be interpreted as summary statistics of the population of interest.</i>			
<b># NbCS: Nombre de Centre de Santé</b>			
<b>Information</b>	[Type= discrete] [Format=numeric] [Range= 3-27] [Missing=*]		
<b>Statistics [NW/ W]</b>	[Valid=12 /-] [Invalid=0 /-]		
Value	Label	Cases	Percentage
3		1	8.3%

**# NbCS: Nombre de Centre de Santé**

Value	Label	Cases	Percentage
4		1	8.3%
6		2	16.7%
10		1	8.3%
12		2	16.7%
13		1	8.3%
18		1	8.3%
20		1	8.3%
23		1	8.3%
27		1	8.3%

Warning: these figures indicate the number of cases found in the data file. They cannot be interpreted as summary statistics of the population of interest.

**# NbCSInf95: Nombre de Centre de Santé inférieur à 95%**

<b>Information</b>	[Type= discrete] [Format=numeric] [Range= 0-4] [Missing=*]
<b>Statistics [NW/ W]</b>	[Valid=12 /-] [Invalid=0 /-]

Value	Label	Cases	Percentage
0		5	41.7%
1		1	8.3%
2		1	8.3%
3		2	16.7%
4		3	25.0%

Warning: these figures indicate the number of cases found in the data file. They cannot be interpreted as summary statistics of the population of interest.

**# Adhesion: Faible Adhésion**

<b>Information</b>	[Type= discrete] [Format=numeric] [Missing=*]
<b>Statistics [NW/ W]</b>	[Valid=0 /-] [Invalid=12 /-]

Value	Label	Cases	Percentage
Sysmiss		12	

Warning: these figures indicate the number of cases found in the data file. They cannot be interpreted as summary statistics of the population of interest.

**# PorteVaccin: Pas de Porte Vaccin**

<b>Information</b>	[Type= discrete] [Format=numeric] [Missing=*]
<b>Statistics [NW/ W]</b>	[Valid=0 /-] [Invalid=12 /-]

Value	Label	Cases	Percentage
Sysmiss		12	

Warning: these figures indicate the number of cases found in the data file. They cannot be interpreted as summary statistics of the population of interest.

**# Rupture: Rupture de stock**

<b>Information</b>	[Type= discrete] [Format=numeric] [Missing=*]
<b>Statistics [NW/ W]</b>	[Valid=0 /-] [Invalid=12 /-]

Value	Label	Cases	Percentage
Sysmiss		12	

Warning: these figures indicate the number of cases found in the data file. They cannot be interpreted as summary statistics of the population of interest.

**# Obstacle: Obstacles**

<b>Information</b>	[Type= discrete] [Format=numeric] [Range= 1-1] [Missing=*]
<b>Statistics [NW/ W]</b>	[Valid=1 /-] [Invalid=11 /-]

<b># Obstacle: Obstacles</b>			
<b>Value</b>	<b>Label</b>	<b>Cases</b>	<b>Percentage</b>
1		1	100.0%
Sysmiss		11	
<i>Warning: these figures indicate the number of cases found in the data file. They cannot be interpreted as summary statistics of the population of interest.</i>			
<b># UsCoutume: Us et Coutumes</b>			
<b>Information</b>	[Type= discrete] [Format=numeric] [Missing=*]		
<b>Statistics [NW/ W]</b>	[Valid=0 /-] [Invalid=12 /-]		
<b>Value</b>	<b>Label</b>	<b>Cases</b>	<b>Percentage</b>
Sysmiss		12	
<i>Warning: these figures indicate the number of cases found in the data file. They cannot be interpreted as summary statistics of the population of interest.</i>			
<b># InsuffPers: Insuffisance du personnel</b>			
<b>Information</b>	[Type= discrete] [Format=numeric] [Missing=*]		
<b>Statistics [NW/ W]</b>	[Valid=0 /-] [Invalid=12 /-]		
<b>Value</b>	<b>Label</b>	<b>Cases</b>	<b>Percentage</b>
Sysmiss		12	
<i>Warning: these figures indicate the number of cases found in the data file. They cannot be interpreted as summary statistics of the population of interest.</i>			
<b># EffetSecond: Effet Secondaire</b>			
<b>Information</b>	[Type= discrete] [Format=numeric] [Missing=*]		
<b>Statistics [NW/ W]</b>	[Valid=0 /-] [Invalid=12 /-]		
<b>Value</b>	<b>Label</b>	<b>Cases</b>	<b>Percentage</b>
Sysmiss		12	
<i>Warning: these figures indicate the number of cases found in the data file. They cannot be interpreted as summary statistics of the population of interest.</i>			
<b># RaisRumeurs: Rumeurs</b>			
<b>Information</b>	[Type= discrete] [Format=numeric] [Missing=*]		
<b>Statistics [NW/ W]</b>	[Valid=0 /-] [Invalid=12 /-]		
<b>Value</b>	<b>Label</b>	<b>Cases</b>	<b>Percentage</b>
Sysmiss		12	
<i>Warning: these figures indicate the number of cases found in the data file. They cannot be interpreted as summary statistics of the population of interest.</i>			
<b># RaisAbsRess: Absence de ressource financière</b>			
<b>Information</b>	[Type= discrete] [Format=numeric] [Missing=*]		
<b>Statistics [NW/ W]</b>	[Valid=0 /-] [Invalid=12 /-]		
<b>Value</b>	<b>Label</b>	<b>Cases</b>	<b>Percentage</b>
Sysmiss		12	
<i>Warning: these figures indicate the number of cases found in the data file. They cannot be interpreted as summary statistics of the population of interest.</i>			
<b># FaibleSA: Faible Stratégies Avancées</b>			
<b>Information</b>	[Type= discrete] [Format=numeric] [Missing=*]		
<b>Statistics [NW/ W]</b>	[Valid=0 /-] [Invalid=12 /-]		
<b>Value</b>	<b>Label</b>	<b>Cases</b>	<b>Percentage</b>
Sysmiss		12	
<i>Warning: these figures indicate the number of cases found in the data file. They cannot be interpreted as summary statistics of the population of interest.</i>			

<b># InsuffInteret: Pas Intérêt responsable</b>			
<b>Information</b>	[Type= discrete] [Format=numeric] [Missing=*]		
<b>Statistics [NW/ W]</b>	[Valid=0 /-] [Invalid=12 /-]		
<b>Value</b>	<b>Label</b>	<b>Cases</b>	<b>Percentage</b>
Sysmiss		12	
<i>Warning: these figures indicate the number of cases found in the data file. They cannot be interpreted as summary statistics of the population of interest.</i>			
<b># Conflit: Conflits d'autorité</b>			
<b>Information</b>	[Type= discrete] [Format=numeric] [Missing=*]		
<b>Statistics [NW/ W]</b>	[Valid=0 /-] [Invalid=12 /-]		
<b>Value</b>	<b>Label</b>	<b>Cases</b>	<b>Percentage</b>
Sysmiss		12	
<i>Warning: these figures indicate the number of cases found in the data file. They cannot be interpreted as summary statistics of the population of interest.</i>			
<b># RaisonsAutre: Raison Autre</b>			
<b>Information</b>	[Type= discrete] [Format=character] [Missing=*]		
<b>Statistics [NW/ W]</b>	[Valid=6 /-] [Invalid=0 /-]		
<b>Value</b>	<b>Label</b>	<b>Cases</b>	<b>Percentage</b>
BEAUCOUP DE MOUVEMENT POPU		1	16.7%
DEPLAC POP - SUESTIMATION POP		1	16.7%
DEPLACEMENT POP CONVENTION		1	16.7%
MAUVAISE ESTIMATION DE LA POPULATION CIBLE		1	16.7%
POPULATION SURESTIMEE, DEPLACEE, CERT FS ONT VACCINE LEUR CIBLE		1	16.7%
SURESTIMATIO POPULATION		1	16.7%
<i>Warning: these figures indicate the number of cases found in the data file. They cannot be interpreted as summary statistics of the population of interest.</i>			
<b># AvIntegrat: Avantage de l'intégration</b>			
<b>Information</b>	[Type= discrete] [Format=character] [Missing=*]		
<b>Statistics [NW/ W]</b>	[Valid=12 /-] [Invalid=0 /-]		
<b>Value</b>	<b>Label</b>	<b>Cases</b>	<b>Percentage</b>
AMOINDRISSEMENT DES COUTS, MOBILISATION EN MEME TEMPS DE LA CIBLE, GAIN EN TEMPS		1	8.3%

### # AvIntegrat: Avantage de l'intégration

Value	Label	Cases	Percentage
AVANTAGES EN RESSOURCES FINANC, TEMPS, HUMAINE		1	8.3%
ECONOMIE DE RESSOURCES		1	8.3%
EFFICIENCE		1	8.3%
EFFICIENCE HUM, FINANC, TEMPS		1	8.3%
EFFICIENCE, FAIRE BEAUCOUP DE CHOSES AVEC PEU DE RESSOURCES		1	8.3%
GAINS EN RESSOURCES FIN HUM		1	8.3%
MAXIMISER LES RESSOURCES ALLOUEES		1	8.3%
MINIMISE COUTS GAIN ENERGIE ET TEMPS		1	8.3%
REDUCTION COUTS ATTEINTE PLUS GRAND NOMBRE		1	8.3%
RESSOURCESM		1	8.3%
UTILISAT RATIONNELLE RESSOURCES		1	8.3%

Warning: these figures indicate the number of cases found in the data file. They cannot be interpreted as summary statistics of the population of interest.

### # Meillpratiq: Meilleurs Pratiques

<b>Information</b>	[Type= discrete] [Format=numeric] [Range= 1-1] [Missing=*]
<b>Statistics [NW/ W]</b>	[Valid=12 /-] [Invalid=0 /-]

Value	Label	Cases	Percentage
1		12	100.0%

Warning: these figures indicate the number of cases found in the data file. They cannot be interpreted as summary statistics of the population of interest.

### # PartMeillPratiq: Partage meilleurs expériences

<b>Information</b>	[Type= discrete] [Format=character] [Missing=*]
<b>Statistics [NW/ W]</b>	[Valid=12 /-]

Value	Label	Cases	Percentage
APPUI DES CS ZONES DE + DE 15 KM		1	8.3%

## # PartMeillPratiq: Partage meilleurs expériences

Value	Label	Cases	Percentage
CREATION COMITES LOCAUX ORG - CREATION SITES VACCIN ECOLES IMPLICATION ENSEIGNANTS SENSIBILISATIO		1	8.3%
LANCEMENT LOCAL		1	8.3%
LANCEMENT LOCAL DANS TOUTES LES FORMATIONS		1	8.3%
LANCEMENT LOCAL, SITES GARES ROUTIERES MARCHES LIEUX CERT MAINIF(MARIA BAPTEME) DES 1ER JOUR		1	8.3%
NON PARTAGE		1	8.3%
ORGANISATION DU ISTE RESPECT TECHNIQUE VACCINATION		1	8.3%
PANNE DE CDF, VACCINS DANS LA PLUS PROCHE FS		1	8.3%
POSITIONNEME GLACIERES, THERMOMETRI ET FEUILLE TEMPERAT DANS LE CS EN STRATEGIE AVANCEE LA SCISSION DE L'EQUIPE EN 2 AU POSTE DEVACCINATIO QD PLUS D'AFFLUENCE		1	8.3%
RECONSTITUTI DU VACCIN SITE ET VOIE D'ADMINISTRA RESPECTES		1	8.3%
UTILISATION DE THERMOMETRI EN STRATEGIE AVANCEE		1	8.3%

### # PartMeillPratiq: Partage meilleurs expériences

Value	Label	Cases	Percentage
UTILISATION DES POSTES AVANCES: STRAT FIXE EN MOUVEMENT DEBUT TRES TOT ET RETOUR TARD		1	8.3%

Warning: these figures indicate the number of cases found in the data file. They cannot be interpreted as summary statistics of the population of interest.

### # Diffshintegrat: Difficultés d'intégration

<b>Information</b>	[Type= discrete] [Format=character] [Missing=*]
<b>Statistics [NW/ W]</b>	[Valid=12 /-] [Invalid=0 /-]

Value	Label	Cases	Percentage
AUGMENTATIC CHARGE DE TRAVAIL		1	8.3%
CHARGE DE TRAVAIL ELEVE, STRESS DE LA REUSSITE, RISQUE DE CONFUSION DES INTERVENTION		1	8.3%
CHARGE ELEVE DE TRAVAIL		1	8.3%
CHARGE ELEVEE TRAVAIL MOTIVATION PAS CONSEQUENTE		1	8.3%
CHARGE TRAVAIL ELEVE DIFF MOBILISATION RESSOURCES		1	8.3%
CHARGE TRAVAIL ELEVE POUR ASC RISQUE CONFUSION INTERVENTION DEMOTIVATIO DES ACTEURS		1	8.3%
CHARGE TRAVAIL ELEVE, DIFF REDACTION RAPPORT, DIFF TRANSPORT INTRANT		1	8.3%
CONFUSION ASC - CHARGE		1	8.3%

<b># DiffSintegrat: Difficultés d'intégration</b>			
<b>Value</b>	<b>Label</b>	<b>Cases</b>	<b>Percentage</b>
TRAVAIL LOURDE			
INTERV MAL COMPRISES		1	8.3%
NEANT PAR RAPPORT A LA CAMPAGNE VAR		1	8.3%
ON N'ARRIVE PAS A RASSEMBLER A TEMPS LES RESSOURCES ET OUTILS		1	8.3%
TRAVAIL DIFFICILE DEMANDE PLUS DE TEMPS		1	8.3%

*Warning: these figures indicate the number of cases found in the data file. They cannot be interpreted as summary statistics of the population of interest.*

<b># ComEvalCoord: Commentaires de l'Evaluateur</b>			
<b>Information</b>	[Type= discrete] [Format=character] [Missing=*]		
<b>Statistics [NW/ W]</b>	[Valid=4 /-] [Invalid=0 /-]		
<b>Value</b>	<b>Label</b>	<b>Cases</b>	<b>Percentage</b>
BIEN ORDONNE COLLABOREAT MAITRISE TRAVAIL		1	25.0%
BON ACCUEIL		1	25.0%
BON ACCUEIL, PAS DE CONTRAINTES DANS LA REPONSE		1	25.0%
DISPONIBILITE ENQUETE TRAVAIL FACILE		1	25.0%

*Warning: these figures indicate the number of cases found in the data file. They cannot be interpreted as summary statistics of the population of interest.*



## File : Région

### # RegionSanit: Region Sanitaire

**Information** [Type= discrete] [Format=character] [Missing=\*]

**Statistics [NW/ W]** [Valid=2 /-] [Invalid=0 /-]

Value	Label	Cases	Percentage
CENTRALE		1	50.0%
PLATEAUX		1	50.0%

*Warning: these figures indicate the number of cases found in the data file. They cannot be interpreted as summary statistics of the population of interest.*

### # DistrictSanit: District Sanitaire

**Information** [Type= discrete] [Format=character] [Missing=\*]

**Statistics [NW/ W]** [Valid=0 /-] [Invalid=0 /-]

### # FormationSanit: Formation Sanitaire

**Information** [Type= discrete] [Format=character] [Missing=\*]

**Statistics [NW/ W]** [Valid=0 /-] [Invalid=0 /-]

### # TypeFS: Type de Formation Sanitaire

**Information** [Type= discrete] [Format=character] [Missing=\*]

**Statistics [NW/ W]** [Valid=0 /-] [Invalid=0 /-]

### # Qualifenq: Qualification de l'enquêté

**Information** [Type= discrete] [Format=character] [Missing=\*]

**Statistics [NW/ W]** [Valid=2 /-] [Invalid=0 /-]

Value	Label	Cases	Percentage
MEDECIN		2	100.0%

*Warning: these figures indicate the number of cases found in the data file. They cannot be interpreted as summary statistics of the population of interest.*

### # Fonctenq: Fonction de l'enquêté

**Information** [Type= discrete] [Format=character] [Missing=\*]

**Statistics [NW/ W]** [Valid=2 /-] [Invalid=0 /-]

Value	Label	Cases	Percentage
DRS		2	100.0%

*Warning: these figures indicate the number of cases found in the data file. They cannot be interpreted as summary statistics of the population of interest.*

### # Nbanservice: Nombre d'année de service

**Information** [Type= continuous] [Format=numeric] [Range= 15-23] [Missing=\*]

**Statistics [NW/ W]** [Valid=2 /-] [Invalid=0 /-] [Mean=19 /-] [StdDev=5.657 /-]

### # NbAnPoste: Nombre d'année dans le poste

**Information** [Type= discrete] [Format=numeric] [Range= 3-7] [Missing=\*]

**Statistics [NW/ W]** [Valid=2 /-] [Invalid=0 /-]

Value	Label	Cases	Percentage
3		1	50.0%
7		1	50.0%

*Warning: these figures indicate the number of cases found in the data file. They cannot be interpreted as summary statistics of the population of interest.*

### # DateEnq: Date Enquêté

**Information** [Type= discrete] [Format=character] [Missing=\*]

## File : Région

### # DateEnq: Date Enquêté

Statistics [NW/ W] [Valid=2 /-]

Value	Label	Cases	Percentage
2015-06-29		2	100.0%

Warning: these figures indicate the number of cases found in the data file. They cannot be interpreted as summary statistics of the population of interest.

### # NbreunionCoord: Nombre de reunion avant la campagne

Information [Type= discrete] [Format=numeric] [Range= 2-3] [Missing=\*]

Statistics [NW/ W] [Valid=2 /-] [Invalid=0 /-]

Value	Label	Cases	Percentage
2		1	50.0%
3		1	50.0%

Warning: these figures indicate the number of cases found in the data file. They cannot be interpreted as summary statistics of the population of interest.

### # TempsAvcamp: Combien de temps avant la campagne

Information [Type= discrete] [Format=numeric] [Range= 7-7] [Missing=\*]

Statistics [NW/ W] [Valid=2 /-] [Invalid=0 /-]

Value	Label	Cases	Percentage
7		2	100.0%

Warning: these figures indicate the number of cases found in the data file. They cannot be interpreted as summary statistics of the population of interest.

### # ReunJournal: Combien de reunion journalière

Information [Type= discrete] [Format=numeric] [Range= 7-7] [Missing=\*]

Statistics [NW/ W] [Valid=2 /-] [Invalid=0 /-]

Value	Label	Cases	Percentage
7		2	100.0%

Warning: these figures indicate the number of cases found in the data file. They cannot be interpreted as summary statistics of the population of interest.

### # StrategieFixe: Stratégie Fixe

Information [Type= discrete] [Format=numeric] [Range= 1-1] [Missing=\*]

Statistics [NW/ W] [Valid=1 /-] [Invalid=1 /-]

Value	Label	Cases	Percentage
1		1	100.0%
Systemmiss		1	

Warning: these figures indicate the number of cases found in the data file. They cannot be interpreted as summary statistics of the population of interest.

### # Strategieavance: Stratégie avancé

Information [Type= discrete] [Format=numeric] [Range= 1-1] [Missing=\*]

Statistics [NW/ W] [Valid=1 /-] [Invalid=1 /-]

Value	Label	Cases	Percentage
1		1	100.0%
Systemmiss		1	

Warning: these figures indicate the number of cases found in the data file. They cannot be interpreted as summary statistics of the population of interest.

### # StratMobile: Stratégie Mobile

Information [Type= discrete] [Format=numeric] [Range= 1-1] [Missing=\*]

Statistics [NW/ W] [Valid=1 /-] [Invalid=1 /-]

## File : Région

### # StratMobile: Stratégie Mobile

Value	Label	Cases	Percentage
1		1	100.0%
Sysmiss		1	

Warning: these figures indicate the number of cases found in the data file. They cannot be interpreted as summary statistics of the population of interest.

### # Autres: Autres

Information [Type= discrete] [Format=character] [Missing=\*]

Statistics [NW/ W] [Valid=0 /-] [Invalid=0 /-]

### # NbVillages: Nombre de village

Information [Type= continuous] [Format=numeric] [Range= 12-12] [Missing=\*]

Statistics [NW/ W] [Valid=1 /-] [Invalid=1 /-] [Mean=12 /-]

### # Routine: Durant la campagne avez-vous poursuivi les séances de vaccination de routine

Information [Type= discrete] [Format=numeric] [Missing=\*]

Statistics [NW/ W] [Valid=0 /-] [Invalid=2 /-]

Value	Label	Cases	Percentage
Sysmiss		2	

Warning: these figures indicate the number of cases found in the data file. They cannot be interpreted as summary statistics of the population of interest.

### # ManqPersonnel: Manque de personnel

Information [Type= discrete] [Format=numeric] [Missing=\*]

Statistics [NW/ W] [Valid=0 /-] [Invalid=2 /-]

Value	Label	Cases	Percentage
Sysmiss		2	

Warning: these figures indicate the number of cases found in the data file. They cannot be interpreted as summary statistics of the population of interest.

### # Surcharge: Surcharge de travail

Information [Type= discrete] [Format=numeric] [Missing=\*]

Statistics [NW/ W] [Valid=0 /-] [Invalid=2 /-]

Value	Label	Cases	Percentage
Sysmiss		2	

Warning: these figures indicate the number of cases found in the data file. They cannot be interpreted as summary statistics of the population of interest.

### # ManqInformation: Manque d'information

Information [Type= discrete] [Format=numeric] [Missing=\*]

Statistics [NW/ W] [Valid=0 /-] [Invalid=2 /-]

Value	Label	Cases	Percentage
Sysmiss		2	

Warning: these figures indicate the number of cases found in the data file. They cannot be interpreted as summary statistics of the population of interest.

### # AutresPrecisez: Autres précisez

Information [Type= discrete] [Format=character] [Missing=\*]

Statistics [NW/ W] [Valid=0 /-] [Invalid=0 /-]

### # ComEvaluateur: Commentaires Evaluateur

Information [Type= discrete] [Format=character] [Missing=\*]

## File : Région

### # ComEvalueur: Commentaires Evalueur

Statistics [NW/ W] [Valid=0 /-] [Invalid=0 /-]

### # MatVaccins: matériels conservation vaccins

Information [Type= discrete] [Format=numeric] [Range= 1-1] [Missing=\*]

Statistics [NW/ W] [Valid=2 /-] [Invalid=0 /-]

Value	Label	Cases	Percentage
1		2	100.0%

Warning: these figures indicate the number of cases found in the data file. They cannot be interpreted as summary statistics of the population of interest.

### # Refrigerateurs: Réfrigérateurs

Information [Type= discrete] [Format=numeric] [Range= 1-1] [Missing=\*]

Statistics [NW/ W] [Valid=2 /-] [Invalid=0 /-]

Value	Label	Cases	Percentage
1		2	100.0%

Warning: these figures indicate the number of cases found in the data file. They cannot be interpreted as summary statistics of the population of interest.

### # Glaciere: Glacières

Information [Type= discrete] [Format=numeric] [Range= 1-1] [Missing=\*]

Statistics [NW/ W] [Valid=2 /-] [Invalid=0 /-]

Value	Label	Cases	Percentage
1		2	100.0%

Warning: these figures indicate the number of cases found in the data file. They cannot be interpreted as summary statistics of the population of interest.

### # Congelateurs: Congelateurs

Information [Type= discrete] [Format=numeric] [Range= 1-1] [Missing=\*]

Statistics [NW/ W] [Valid=2 /-] [Invalid=0 /-]

Value	Label	Cases	Percentage
1		2	100.0%

Warning: these figures indicate the number of cases found in the data file. They cannot be interpreted as summary statistics of the population of interest.

### # AutresMat: Autres Matériels

Information [Type= discrete] [Format=character] [Missing=\*]

Statistics [NW/ W] [Valid=0 /-] [Invalid=0 /-]

### # Refrig1: Réfrigérateur1

Information [Type= discrete] [Format=numeric] [Range= 1-1] [Missing=\*]

Statistics [NW/ W] [Valid=2 /-] [Invalid=0 /-]

Value	Label	Cases	Percentage
1		2	100.0%

Warning: these figures indicate the number of cases found in the data file. They cannot be interpreted as summary statistics of the population of interest.

### # Refrig2: Réfrigérateur2

Information [Type= discrete] [Format=numeric] [Range= 1-1] [Missing=\*]

Statistics [NW/ W] [Valid=1 /-] [Invalid=1 /-]

Value	Label	Cases	Percentage
1		1	100.0%

## File : Région

### # Refrig2: Réfrigérateur2

Value	Label	Cases	Percentage
1		1	
System			

*Warning: these figures indicate the number of cases found in the data file. They cannot be interpreted as summary statistics of the population of interest.*

### # Refrig3: Réfrigérateur3

<b>Information</b>	[Type= discrete] [Format=numeric] [Range= 1-1] [Missing=*]
<b>Statistics [NW/ W]</b>	[Valid=1 /-] [Invalid=1 /-]

Value	Label	Cases	Percentage
1		1	100.0%
System		1	

*Warning: these figures indicate the number of cases found in the data file. They cannot be interpreted as summary statistics of the population of interest.*

### # Conservation: Conservation

<b>Information</b>	[Type= discrete] [Format=character] [Missing=*]
<b>Statistics [NW/ W]</b>	[Valid=0 /-] [Invalid=0 /-]

### # ThermoInt1: Thermomètre Interne

<b>Information</b>	[Type= discrete] [Format=numeric] [Range= 1-1] [Missing=*]
<b>Statistics [NW/ W]</b>	[Valid=2 /-] [Invalid=0 /-]

Value	Label	Cases	Percentage
1		2	100.0%
System			

*Warning: these figures indicate the number of cases found in the data file. They cannot be interpreted as summary statistics of the population of interest.*

### # ThermoInt2: Thermomètre interne réfrigérateur 2

<b>Information</b>	[Type= discrete] [Format=numeric] [Range= 1-1] [Missing=*]
<b>Statistics [NW/ W]</b>	[Valid=1 /-] [Invalid=1 /-]

Value	Label	Cases	Percentage
1		1	100.0%
System		1	

*Warning: these figures indicate the number of cases found in the data file. They cannot be interpreted as summary statistics of the population of interest.*

### # ThermoInt3: Thermomètre Interne Réfrigérateur 3

<b>Information</b>	[Type= discrete] [Format=numeric] [Range= 1-1] [Missing=*]
<b>Statistics [NW/ W]</b>	[Valid=1 /-] [Invalid=1 /-]

Value	Label	Cases	Percentage
1		1	100.0%
System		1	

*Warning: these figures indicate the number of cases found in the data file. They cannot be interpreted as summary statistics of the population of interest.*

### # FRTRefrigerat1: Feuille de relevé de température

<b>Information</b>	[Type= discrete] [Format=numeric] [Range= 1-1] [Missing=*]
<b>Statistics [NW/ W]</b>	[Valid=2 /-] [Invalid=0 /-]

Value	Label	Cases	Percentage
1		2	100.0%
System			

*Warning: these figures indicate the number of cases found in the data file. They cannot be interpreted as summary statistics of the population of interest.*

## File : Région

### # FRTRefigerat2: Feuille de relevé de température réfrigérateur 2

**Information** [Type= discrete] [Format=numeric] [Range= 1-1] [Missing=\*]

**Statistics [NW/ W]** [Valid=1 /-] [Invalid=1 /-]

Value	Label	Cases	Percentage
1		1	100.0%
Sysmiss		1	

*Warning: these figures indicate the number of cases found in the data file. They cannot be interpreted as summary statistics of the population of interest.*

### # FRTRefigerat3: Feuille de relevé de température réfrigérateur 3

**Information** [Type= discrete] [Format=numeric] [Range= 1-1] [Missing=\*]

**Statistics [NW/ W]** [Valid=1 /-] [Invalid=1 /-]

Value	Label	Cases	Percentage
1		1	100.0%
Sysmiss		1	

*Warning: these figures indicate the number of cases found in the data file. They cannot be interpreted as summary statistics of the population of interest.*

### # TpsIntrants: Temps Intrants avant campagne

**Information** [Type= discrete] [Format=numeric] [Range= 1-2] [Missing=\*]

**Statistics [NW/ W]** [Valid=2 /-] [Invalid=0 /-]

Value	Label	Cases	Percentage
1		1	50.0%
2		1	50.0%

*Warning: these figures indicate the number of cases found in the data file. They cannot be interpreted as summary statistics of the population of interest.*

### # RuptureIntrants: Rupture Intrants

**Information** [Type= discrete] [Format=character] [Missing=\*]

**Statistics [NW/ W]** [Valid=2 /-] [Invalid=0 /-]

Value	Label	Cases	Percentage
NON		2	100.0%

*Warning: these figures indicate the number of cases found in the data file. They cannot be interpreted as summary statistics of the population of interest.*

### # RuptureVAR: Rupture VAR

**Information** [Type= discrete] [Format=character] [Missing=\*]

**Statistics [NW/ W]** [Valid=0 /-] [Invalid=0 /-]

### # RuptureDiluant: Rupture Diluant

**Information** [Type= discrete] [Format=character] [Missing=\*]

**Statistics [NW/ W]** [Valid=0 /-] [Invalid=0 /-]

### # RuptureAutres: Rupture Autres Intrants

**Information** [Type= discrete] [Format=character] [Missing=\*]

**Statistics [NW/ W]** [Valid=0 /-] [Invalid=0 /-]

### # AutresRupt1: Ruptures autres Intrants

**Information** [Type= discrete] [Format=character] [Missing=\*]

**Statistics [NW/ W]** [Valid=0 /-] [Invalid=0 /-]

## File : Région

### # AutresRupt2: Autres Ruptures Intrants Précisez

**Information** [Type= discrete] [Format=character] [Missing=\*]

**Statistics [NW/ W]** [Valid=0 /-] [Invalid=0 /-]

### # DurRuptVAR: Durée Rupture VAR

**Information** [Type= discrete] [Format=numeric] [Missing=\*]

**Statistics [NW/ W]** [Valid=0 /-] [Invalid=2 /-]

Value	Label	Cases	Percentage
1		2	

*Warning: these figures indicate the number of cases found in the data file. They cannot be interpreted as summary statistics of the population of interest.*

### # DurRuptDil: Durée Rupture diluant

**Information** [Type= discrete] [Format=numeric] [Missing=\*]

**Statistics [NW/ W]** [Valid=0 /-] [Invalid=2 /-]

Value	Label	Cases	Percentage
1		2	

*Warning: these figures indicate the number of cases found in the data file. They cannot be interpreted as summary statistics of the population of interest.*

### # DurRuptAutre: Durée rupture Autres

**Information** [Type= discrete] [Format=numeric] [Missing=\*]

**Statistics [NW/ W]** [Valid=0 /-] [Invalid=2 /-]

Value	Label	Cases	Percentage
1		2	

*Warning: these figures indicate the number of cases found in the data file. They cannot be interpreted as summary statistics of the population of interest.*

### # Incinrateur: Incinérateur des aiguilles souillées

**Information** [Type= discrete] [Format=numeric] [Range= 1-1] [Missing=\*]

**Statistics [NW/ W]** [Valid=2 /-] [Invalid=0 /-]

Value	Label	Cases	Percentage
1		2	100.0%

*Warning: these figures indicate the number of cases found in the data file. They cannot be interpreted as summary statistics of the population of interest.*

### # Incinerant: Incinérant

**Information** [Type= discrete] [Format=numeric] [Range= 1-1] [Missing=\*]

**Statistics [NW/ W]** [Valid=2 /-] [Invalid=0 /-]

Value	Label	Cases	Percentage
1		2	100.0%

*Warning: these figures indicate the number of cases found in the data file. They cannot be interpreted as summary statistics of the population of interest.*

<b># Enfouill: Enfouissement</b>			
<b>Information</b>	[Type= discrete] [Format=numeric] [Missing=*]		
<b>Statistics [NW/ W]</b>	[Valid=0 /-] [Invalid=2 /-]		
<b>Value</b>	<b>Label</b>	<b>Cases</b>	<b>Percentage</b>
Sysmiss		2	
<i>Warning: these figures indicate the number of cases found in the data file. They cannot be interpreted as summary statistics of the population of interest.</i>			
<b># Ordure: Incinérer Ordure</b>			
<b>Information</b>	[Type= discrete] [Format=numeric] [Missing=*]		
<b>Statistics [NW/ W]</b>	[Valid=0 /-] [Invalid=2 /-]		
<b>Value</b>	<b>Label</b>	<b>Cases</b>	<b>Percentage</b>
Sysmiss		2	
<i>Warning: these figures indicate the number of cases found in the data file. They cannot be interpreted as summary statistics of the population of interest.</i>			
<b># Brulant: Incinérer Brulant</b>			
<b>Information</b>	[Type= discrete] [Format=numeric] [Missing=*]		
<b>Statistics [NW/ W]</b>	[Valid=0 /-] [Invalid=2 /-]		
<b>Value</b>	<b>Label</b>	<b>Cases</b>	<b>Percentage</b>
Sysmiss		2	
<i>Warning: these figures indicate the number of cases found in the data file. They cannot be interpreted as summary statistics of the population of interest.</i>			
<b># AutresBS: Autres BS</b>			
<b>Information</b>	[Type= discrete] [Format=character] [Missing=*]		
<b>Statistics [NW/ W]</b>	[Valid=0 /-] [Invalid=0 /-]		
<b># MAPIGraves: MAPI Graves</b>			
<b>Information</b>	[Type= discrete] [Format=character] [Missing=*]		
<b>Statistics [NW/ W]</b>	[Valid=2 /-] [Invalid=0 /-]		
<b>Value</b>	<b>Label</b>	<b>Cases</b>	<b>Percentage</b>
NON		1	50.0%
OUI		1	50.0%
<i>Warning: these figures indicate the number of cases found in the data file. They cannot be interpreted as summary statistics of the population of interest.</i>			
<b># Abces: Abcès</b>			
<b>Information</b>	[Type= discrete] [Format=numeric] [Missing=*]		
<b>Statistics [NW/ W]</b>	[Valid=0 /-] [Invalid=2 /-]		
<b>Value</b>	<b>Label</b>	<b>Cases</b>	<b>Percentage</b>
Sysmiss		2	
<i>Warning: these figures indicate the number of cases found in the data file. They cannot be interpreted as summary statistics of the population of interest.</i>			
<b># Convuls: Convulsion</b>			
<b>Information</b>	[Type= discrete] [Format=numeric] [Range= 1-1] [Missing=*]		
<b>Statistics [NW/ W]</b>	[Valid=1 /-] [Invalid=1 /-]		
<b>Value</b>	<b>Label</b>	<b>Cases</b>	<b>Percentage</b>
1		1	100.0%
Sysmiss		1	
<i>Warning: these figures indicate the number of cases found in the data file. They cannot be interpreted as summary statistics of the population of interest.</i>			



<b># Choc: Précisez Choc</b>			
<b>Information</b>	[Type= discrete] [Format=numeric] [Missing=*]		
<b>Statistics [NW/ W]</b>	[Valid=0 /-] [Invalid=2 /-]		
<b>Value</b>	<b>Label</b>	<b>Cases</b>	<b>Percentage</b>
Sysmiss		2	
<i>Warning: these figures indicate the number of cases found in the data file. They cannot be interpreted as summary statistics of the population of interest.</i>			
<b># AutresMAPI: Autres MAPI</b>			
<b>Information</b>	[Type= discrete] [Format=character] [Missing=*]		
<b>Statistics [NW/ W]</b>	[Valid=0 /-] [Invalid=0 /-]		
<b># InvestMAPI: Investigation MAPI</b>			
<b>Information</b>	[Type= discrete] [Format=character] [Missing=*]		
<b>Statistics [NW/ W]</b>	[Valid=1 /-] [Invalid=0 /-]		
<b>Value</b>	<b>Label</b>	<b>Cases</b>	<b>Percentage</b>
OUI		1	100.0%
<i>Warning: these figures indicate the number of cases found in the data file. They cannot be interpreted as summary statistics of the population of interest.</i>			
<b># ComEvalueateurlog: Commentaires Evalueateur Logisticien</b>			
<b>Information</b>	[Type= discrete] [Format=character] [Missing=*]		
<b>Statistics [NW/ W]</b>	[Valid=1 /-] [Invalid=0 /-]		
<b>Value</b>	<b>Label</b>	<b>Cases</b>	<b>Percentage</b>
MAPI GRAVE AVEC DECES?		1	100.0%
<i>Warning: these figures indicate the number of cases found in the data file. They cannot be interpreted as summary statistics of the population of interest.</i>			
<b># ComiteIEC: Comité IEC</b>			
<b>Information</b>	[Type= discrete] [Format=character] [Missing=*]		
<b>Statistics [NW/ W]</b>	[Valid=1 /-] [Invalid=0 /-]		
<b>Value</b>	<b>Label</b>	<b>Cases</b>	<b>Percentage</b>
OUI		1	100.0%
<i>Warning: these figures indicate the number of cases found in the data file. They cannot be interpreted as summary statistics of the population of interest.</i>			
<b># NbReunion: Nombre de reunion de comité</b>			
<b>Information</b>	[Type= discrete] [Format=numeric] [Range= 1-1] [Missing=*]		
<b>Statistics [NW/ W]</b>	[Valid=1 /-] [Invalid=1 /-]		
<b>Value</b>	<b>Label</b>	<b>Cases</b>	<b>Percentage</b>
1		1	100.0%
Sysmiss		1	
<i>Warning: these figures indicate the number of cases found in the data file. They cannot be interpreted as summary statistics of the population of interest.</i>			
<b># BoiteImage: Boite à Image</b>			
<b>Information</b>	[Type= discrete] [Format=numeric] [Missing=*]		
<b>Statistics [NW/ W]</b>	[Valid=0 /-] [Invalid=2 /-]		
<b>Value</b>	<b>Label</b>	<b>Cases</b>	<b>Percentage</b>
Sysmiss		2	
<i>Warning: these figures indicate the number of cases found in the data file. They cannot be interpreted as summary statistics of the population of interest.</i>			
<b># Affiches: Utiliser Affiches</b>			
<b>Information</b>	[Type= discrete] [Format=numeric] [Range= 1-1] [Missing=*]		

<b># Affiches: Utiliser Affiches</b>			
<b>Statistics [NW/ W]</b>		[Valid=2 /-] [Invalid=0 /-]	
<b>Value</b>	<b>Label</b>	<b>Cases</b>	<b>Percentage</b>
1		2	100.0%
<i>Warning: these figures indicate the number of cases found in the data file. They cannot be interpreted as summary statistics of the population of interest.</i>			
<b># Dépliants: Utiliser Dépliant</b>			
<b>Information</b>		[Type= discrete] [Format=numeric] [Range= 1-1] [Missing=*]	
<b>Statistics [NW/ W]</b>		[Valid=1 /-] [Invalid=1 /-]	
<b>Value</b>	<b>Label</b>	<b>Cases</b>	<b>Percentage</b>
1		1	100.0%
Sysmiss		1	
<i>Warning: these figures indicate the number of cases found in the data file. They cannot be interpreted as summary statistics of the population of interest.</i>			
<b># MaterAV: Matériel Audio Visuel</b>			
<b>Information</b>		[Type= discrete] [Format=numeric] [Range= 1-1] [Missing=*]	
<b>Statistics [NW/ W]</b>		[Valid=2 /-] [Invalid=0 /-]	
<b>Value</b>	<b>Label</b>	<b>Cases</b>	<b>Percentage</b>
1		2	100.0%
<i>Warning: these figures indicate the number of cases found in the data file. They cannot be interpreted as summary statistics of the population of interest.</i>			
<b># AutresMatEduc: Autres Matériels Educatifs</b>			
<b>Information</b>		[Type= discrete] [Format=character] [Missing=*]	
<b>Statistics [NW/ W]</b>		[Valid=2 /-] [Invalid=0 /-]	
<b>Value</b>	<b>Label</b>	<b>Cases</b>	<b>Percentage</b>
BANDEROLES		2	100.0%
<i>Warning: these figures indicate the number of cases found in the data file. They cannot be interpreted as summary statistics of the population of interest.</i>			
<b># AucunMat: Aucun Matériel</b>			
<b>Information</b>		[Type= discrete] [Format=numeric] [Missing=*]	
<b>Statistics [NW/ W]</b>		[Valid=0 /-] [Invalid=2 /-]	
<b>Value</b>	<b>Label</b>	<b>Cases</b>	<b>Percentage</b>
Sysmiss		2	
<i>Warning: these figures indicate the number of cases found in the data file. They cannot be interpreted as summary statistics of the population of interest.</i>			
<b># MethMobSoc: Methodes Mobilisation Sociale</b>			
<b>Information</b>		[Type= discrete] [Format=character] [Missing=*]	
<b>Statistics [NW/ W]</b>		[Valid=2 /-] [Invalid=0 /-]	
<b>Value</b>	<b>Label</b>	<b>Cases</b>	<b>Percentage</b>
CARAVANES, CRIEURS, RADIO, MEETING DE SENSIBILISATI		1	50.0%
SENSIBILISATI DE MASSE, REUNIONS, CARAVANES, CRIEURS		1	50.0%
<i>Warning: these figures indicate the number of cases found in the data file. They cannot be interpreted as summary statistics of the population of interest.</i>			

<b># RefusVacc: Refus Vaccination</b>			
<b>Information</b>	[Type= discrete] [Format=character] [Missing=*]		
<b>Statistics [NW/ W]</b>	[Valid=2 /-] [Invalid=0 /-]		
<b>Value</b>	<b>Label</b>	<b>Cases</b>	<b>Percentage</b>
NON		1	50.0%
OUI		1	50.0%
<i>Warning: these figures indicate the number of cases found in the data file. They cannot be interpreted as summary statistics of the population of interest.</i>			
<b># Religion: Motif Religion</b>			
<b>Information</b>	[Type= discrete] [Format=numeric] [Range= 1-1] [Missing=*]		
<b>Statistics [NW/ W]</b>	[Valid=1 /-] [Invalid=1 /-]		
<b>Value</b>	<b>Label</b>	<b>Cases</b>	<b>Percentage</b>
1		1	100.0%
Sysmiss		1	
<i>Warning: these figures indicate the number of cases found in the data file. They cannot be interpreted as summary statistics of the population of interest.</i>			
<b># Tradition: Motif Tradition</b>			
<b>Information</b>	[Type= discrete] [Format=numeric] [Range= 1-1] [Missing=*]		
<b>Statistics [NW/ W]</b>	[Valid=1 /-] [Invalid=1 /-]		
<b>Value</b>	<b>Label</b>	<b>Cases</b>	<b>Percentage</b>
1		1	100.0%
Sysmiss		1	
<i>Warning: these figures indicate the number of cases found in the data file. They cannot be interpreted as summary statistics of the population of interest.</i>			
<b># EffetsSecond: Effets Secondaires</b>			
<b>Information</b>	[Type= discrete] [Format=numeric] [Missing=*]		
<b>Statistics [NW/ W]</b>	[Valid=0 /-] [Invalid=2 /-]		
<b>Value</b>	<b>Label</b>	<b>Cases</b>	<b>Percentage</b>
Sysmiss		2	
<i>Warning: these figures indicate the number of cases found in the data file. They cannot be interpreted as summary statistics of the population of interest.</i>			
<b># Rumeurs: Motif Rumeurs</b>			
<b>Information</b>	[Type= discrete] [Format=numeric] [Range= 1-1] [Missing=*]		
<b>Statistics [NW/ W]</b>	[Valid=1 /-] [Invalid=1 /-]		
<b>Value</b>	<b>Label</b>	<b>Cases</b>	<b>Percentage</b>
1		1	100.0%
Sysmiss		1	
<i>Warning: these figures indicate the number of cases found in the data file. They cannot be interpreted as summary statistics of the population of interest.</i>			
<b># RefusAutres: Refus Motifs Autres</b>			
<b>Information</b>	[Type= discrete] [Format=character] [Missing=*]		
<b>Statistics [NW/ W]</b>	[Valid=0 /-] [Invalid=0 /-]		
<b># VisitesMen: Visites Menages</b>			
<b>Information</b>	[Type= discrete] [Format=numeric] [Range= 1-1] [Missing=*]		
<b>Statistics [NW/ W]</b>	[Valid=1 /-] [Invalid=1 /-]		
<b>Value</b>	<b>Label</b>	<b>Cases</b>	<b>Percentage</b>
1		1	100.0%

<b># VisitesMen: Visites Menages</b>			
Value	Label	Cases	Percentage
1		1	
System Miss			
<i>Warning: these figures indicate the number of cases found in the data file. They cannot be interpreted as summary statistics of the population of interest.</i>			
<b># PlaidLeader: Plaidoyers leaders</b>			
<b>Information</b>		[Type= discrete] [Format=numeric] [Range= 1-1] [Missing=*]	
<b>Statistics [NW/ W]</b>		[Valid=1 /-] [Invalid=1 /-]	
Value	Label	Cases	Percentage
1		1	100.0%
System Miss		1	
<i>Warning: these figures indicate the number of cases found in the data file. They cannot be interpreted as summary statistics of the population of interest.</i>			
<b># ChefsRel: Chefs Religieux</b>			
<b>Information</b>		[Type= discrete] [Format=numeric] [Missing=*]	
<b>Statistics [NW/ W]</b>		[Valid=0 /-] [Invalid=2 /-]	
Value	Label	Cases	Percentage
1		2	
System Miss			
<i>Warning: these figures indicate the number of cases found in the data file. They cannot be interpreted as summary statistics of the population of interest.</i>			
<b># Coercition: Action Convaincre Coercition</b>			
<b>Information</b>		[Type= discrete] [Format=numeric] [Range= 1-1] [Missing=*]	
<b>Statistics [NW/ W]</b>		[Valid=1 /-] [Invalid=1 /-]	
Value	Label	Cases	Percentage
1		1	100.0%
System Miss		1	
<i>Warning: these figures indicate the number of cases found in the data file. They cannot be interpreted as summary statistics of the population of interest.</i>			
<b># ActionsAutres: Action Convaincre Autres</b>			
<b>Information</b>		[Type= discrete] [Format=character] [Missing=*]	
<b>Statistics [NW/ W]</b>		[Valid=0 /-] [Invalid=0 /-]	
<b># ActionAucune: Action Convaincre Aucune</b>			
<b>Information</b>		[Type= discrete] [Format=numeric] [Missing=*]	
<b>Statistics [NW/ W]</b>		[Valid=0 /-] [Invalid=2 /-]	
Value	Label	Cases	Percentage
1		2	
System Miss			
<i>Warning: these figures indicate the number of cases found in the data file. They cannot be interpreted as summary statistics of the population of interest.</i>			
<b># ComEvalCommun: Commentaire Evalueur Communication</b>			
<b>Information</b>		[Type= discrete] [Format=character] [Missing=*]	
<b>Statistics [NW/ W]</b>		[Valid=2 /-] [Invalid=0 /-]	
Value	Label	Cases	Percentage
ENQUETE HUMBLE		1	50.0%
LANCEMENT EFFECTUE PAR LE PREFET D'AMOU A HIHEATRO -		1	50.0%

<b># ComEvalCommun: Commentaire Evalueur Communication</b>			
Value	Label	Cases	Percentage
CARAVANES DANS LES DISTRICTS			
<i>Warning: these figures indicate the number of cases found in the data file. They cannot be interpreted as summary statistics of the population of interest.</i>			
<b># EffAgents: Effectif Agents</b>			
<b>Information</b>	[Type= continuous] [Format=numeric] [Range= 26-30] [Missing=*]		
<b>Statistics [NW/ W]</b>	[Valid=2 /-] [Invalid=0 /-] [Mean=28 /-] [StdDev=2.828 /-]		
<b># EffectifVacc: Effectifs Vaccination</b>			
<b>Information</b>	[Type= discrete] [Format=numeric] [Range= 2-3] [Missing=*]		
<b>Statistics [NW/ W]</b>	[Valid=2 /-] [Invalid=0 /-]		
Value	Label	Cases	Percentage
2		1	50.0%
3		1	50.0%
<i>Warning: these figures indicate the number of cases found in the data file. They cannot be interpreted as summary statistics of the population of interest.</i>			
<b># Nbforme: Nombre formé</b>			
<b>Information</b>	[Type= discrete] [Format=numeric] [Range= 5-10] [Missing=*]		
<b>Statistics [NW/ W]</b>	[Valid=2 /-] [Invalid=0 /-]		
Value	Label	Cases	Percentage
5		1	50.0%
10		1	50.0%
<i>Warning: these figures indicate the number of cases found in the data file. They cannot be interpreted as summary statistics of the population of interest.</i>			
<b># Respforme: Responsable formation</b>			
<b>Information</b>	[Type= discrete] [Format=numeric] [Range= 1-1] [Missing=*]		
<b>Statistics [NW/ W]</b>	[Valid=2 /-] [Invalid=0 /-]		
Value	Label	Cases	Percentage
1		2	100.0%
<i>Warning: these figures indicate the number of cases found in the data file. They cannot be interpreted as summary statistics of the population of interest.</i>			
<b># NbSuperv: Nombre de visite de supervision</b>			
<b>Information</b>	[Type= discrete] [Format=numeric] [Range= 7-14] [Missing=*]		
<b>Statistics [NW/ W]</b>	[Valid=2 /-] [Invalid=0 /-]		
Value	Label	Cases	Percentage
7		1	50.0%
14		1	50.0%
<i>Warning: these figures indicate the number of cases found in the data file. They cannot be interpreted as summary statistics of the population of interest.</i>			
<b># NbNivCentral: Nombre de Niveau Central</b>			
<b>Information</b>	[Type= discrete] [Format=numeric] [Range= 7-7] [Missing=*]		
<b>Statistics [NW/ W]</b>	[Valid=2 /-] [Invalid=0 /-]		
Value	Label	Cases	Percentage
7		2	100.0%
<i>Warning: these figures indicate the number of cases found in the data file. They cannot be interpreted as summary statistics of the population of interest.</i>			

<b># NbECR: Nbr ECR</b>			
<b>Information</b>	[Type= discrete] [Format=numeric] [Missing=*]		
<b>Statistics [NW/ W]</b>	[Valid=0 /-] [Invalid=2 /-]		
<b>Value</b>	<b>Label</b>	<b>Cases</b>	<b>Percentage</b>
Sysmiss		2	
<i>Warning: these figures indicate the number of cases found in the data file. They cannot be interpreted as summary statistics of the population of interest.</i>			
<b># NbECD: Nb ECD</b>			
<b>Information</b>	[Type= discrete] [Format=numeric] [Missing=*]		
<b>Statistics [NW/ W]</b>	[Valid=0 /-] [Invalid=2 /-]		
<b>Value</b>	<b>Label</b>	<b>Cases</b>	<b>Percentage</b>
Sysmiss		2	
<i>Warning: these figures indicate the number of cases found in the data file. They cannot be interpreted as summary statistics of the population of interest.</i>			
<b># NSP: Supervisé NSP</b>			
<b>Information</b>	[Type= discrete] [Format=numeric] [Missing=*]		
<b>Statistics [NW/ W]</b>	[Valid=0 /-] [Invalid=2 /-]		
<b>Value</b>	<b>Label</b>	<b>Cases</b>	<b>Percentage</b>
Sysmiss		2	
<i>Warning: these figures indicate the number of cases found in the data file. They cannot be interpreted as summary statistics of the population of interest.</i>			
<b># SuperviseAutre: Supervisé Autres</b>			
<b>Information</b>	[Type= discrete] [Format=character] [Missing=*]		
<b>Statistics [NW/ W]</b>	[Valid=2 /-] [Invalid=0 /-]		
<b>Value</b>	<b>Label</b>	<b>Cases</b>	<b>Percentage</b>
OMS 7		1	50.0%
PARTENAIRES 7		1	50.0%
<i>Warning: these figures indicate the number of cases found in the data file. They cannot be interpreted as summary statistics of the population of interest.</i>			
<b># TransResult: Transmission Resultat</b>			
<b>Information</b>	[Type= discrete] [Format=character] [Missing=*]		
<b>Statistics [NW/ W]</b>	[Valid=2 /-] [Invalid=0 /-]		
<b>Value</b>	<b>Label</b>	<b>Cases</b>	<b>Percentage</b>
Le Lendemain		2	100.0%
<i>Warning: these figures indicate the number of cases found in the data file. They cannot be interpreted as summary statistics of the population of interest.</i>			
<b># ResultAutre: Resultats Autres</b>			
<b>Information</b>	[Type= discrete] [Format=character] [Missing=*]		
<b>Statistics [NW/ W]</b>	[Valid=0 /-] [Invalid=0 /-]		
<b># TransResultdef: Transmission Resultat definitifs</b>			
<b>Information</b>	[Type= discrete] [Format=character] [Missing=*]		
<b>Statistics [NW/ W]</b>	[Valid=2 /-] [Invalid=0 /-]		
<b>Value</b>	<b>Label</b>	<b>Cases</b>	<b>Percentage</b>
Autre		2	100.0%
<i>Warning: these figures indicate the number of cases found in the data file. They cannot be interpreted as summary statistics of the population of interest.</i>			
<b># ResultAutredef: Resultat Autres Definitifs</b>			
<b>Information</b>	[Type= discrete] [Format=character] [Missing=*]		

<b># ResultAutredef: Resultat Autres Definitifs</b>			
<b>Statistics [NW/ W]</b>		[Valid=2 /-] [Invalid=0 /-]	
<b>Value</b>	<b>Label</b>	<b>Cases</b>	<b>Percentage</b>
3 JOURS APRES CAMPAGNE		1	50.0%
4 JOURS APRES CAMPAGNE		1	50.0%
<i>Warning: these figures indicate the number of cases found in the data file. They cannot be interpreted as summary statistics of the population of interest.</i>			
<b># MoyenTransmR: Moyen Transmission Resultat</b>			
<b>Information</b>		[Type= discrete] [Format=character] [Missing=*]	
<b>Statistics [NW/ W]</b>		[Valid=2 /-] [Invalid=0 /-]	
<b>Value</b>	<b>Label</b>	<b>Cases</b>	<b>Percentage</b>
Par mail		2	100.0%
<i>Warning: these figures indicate the number of cases found in the data file. They cannot be interpreted as summary statistics of the population of interest.</i>			
<b># MoyentransAutre: Moyen Transmission Autre</b>			
<b>Information</b>		[Type= discrete] [Format=character] [Missing=*]	
<b>Statistics [NW/ W]</b>		[Valid=0 /-] [Invalid=0 /-]	
<b># Retroinform: Retroinformation</b>			
<b>Information</b>		[Type= discrete] [Format=character] [Missing=*]	
<b>Statistics [NW/ W]</b>		[Valid=2 /-] [Invalid=0 /-]	
<b>Value</b>	<b>Label</b>	<b>Cases</b>	<b>Percentage</b>
NON		1	50.0%
OUI		1	50.0%
<i>Warning: these figures indicate the number of cases found in the data file. They cannot be interpreted as summary statistics of the population of interest.</i>			

<b># Canalretroinfo: Canal Retroinformation</b>			
<b>Information</b>	[Type= discrete] [Format=character] [Missing=*]		
<b>Statistics [NW/ W]</b>	[Valid=1 /-] [Invalid=0 /-]		
<b>Value</b>	<b>Label</b>	<b>Cases</b>	<b>Percentage</b>
Telephone		1	100.0%
<i>Warning: these figures indicate the number of cases found in the data file. They cannot be interpreted as summary statistics of the population of interest.</i>			
<b># RetroinfoAutre: RetroInformation Autre</b>			
<b>Information</b>	[Type= discrete] [Format=character] [Missing=*]		
<b>Statistics [NW/ W]</b>	[Valid=0 /-] [Invalid=0 /-]		
<b># ComEvaluatForm: Commentaire Evalueateur Formation</b>			
<b>Information</b>	[Type= discrete] [Format=character] [Missing=*]		
<b>Statistics [NW/ W]</b>	[Valid=0 /-] [Invalid=0 /-]		
<b># Financemdelai: Financement Delai</b>			
<b>Information</b>	[Type= discrete] [Format=character] [Missing=*]		
<b>Statistics [NW/ W]</b>	[Valid=2 /-] [Invalid=0 /-]		
<b>Value</b>	<b>Label</b>	<b>Cases</b>	<b>Percentage</b>
2 TRANCHES PENDANT CAMPAGNE ET 2 SEMAINES APRES		1	50.0%
APRES CAMPAGNE		1	50.0%
<i>Warning: these figures indicate the number of cases found in the data file. They cannot be interpreted as summary statistics of the population of interest.</i>			
<b># ONG_PartFinan: ONG Partenaire Financier</b>			
<b>Information</b>	[Type= discrete] [Format=character] [Missing=*]		
<b>Statistics [NW/ W]</b>	[Valid=2 /-] [Invalid=0 /-]		
<b>Value</b>	<b>Label</b>	<b>Cases</b>	<b>Percentage</b>
OUI		2	100.0%
<i>Warning: these figures indicate the number of cases found in the data file. They cannot be interpreted as summary statistics of the population of interest.</i>			
<b># ONGPlequel: ONG Partenaire local Financement</b>			
<b>Information</b>	[Type= discrete] [Format=character] [Missing=*]		
<b>Statistics [NW/ W]</b>	[Valid=2 /-] [Invalid=0 /-]		
<b>Value</b>	<b>Label</b>	<b>Cases</b>	<b>Percentage</b>
LIONS CLUB DANS TCHAOUDJO		1	50.0%
UNICEF MOBILISATION SOCIALE		1	50.0%
<i>Warning: these figures indicate the number of cases found in the data file. They cannot be interpreted as summary statistics of the population of interest.</i>			
<b># StratAvan: COGES Stratégie Avancé</b>			
<b>Information</b>	[Type= discrete] [Format=numeric] [Range= 1-1] [Missing=*]		
<b>Statistics [NW/ W]</b>	[Valid=1 /-] [Invalid=1 /-]		



<b># StratAvan: COGES Stratégie Avancé</b>			
Value	Label	Cases	Percentage
1		1	100.0%
Sysmiss		1	
<i>Warning: these figures indicate the number of cases found in the data file. They cannot be interpreted as summary statistics of the population of interest.</i>			
<b># MobSoc: COGES Mobilisation Sociale</b>			
<b>Information</b>	[Type= discrete] [Format=numeric] [Range= 1-1] [Missing=*]		
<b>Statistics [NW/ W]</b>	[Valid=2 /-] [Invalid=0 /-]		
Value	Label	Cases	Percentage
1		2	100.0%
Sysmiss			
<i>Warning: these figures indicate the number of cases found in the data file. They cannot be interpreted as summary statistics of the population of interest.</i>			
<b># RecherPdv: COGES Recherche Perdus de vue</b>			
<b>Information</b>	[Type= discrete] [Format=numeric] [Missing=*]		
<b>Statistics [NW/ W]</b>	[Valid=0 /-] [Invalid=2 /-]		
Value	Label	Cases	Percentage
Sysmiss		2	
<i>Warning: these figures indicate the number of cases found in the data file. They cannot be interpreted as summary statistics of the population of interest.</i>			
<b># MonitPEV: COGES Monitoring Pev</b>			
<b>Information</b>	[Type= discrete] [Format=numeric] [Missing=*]		
<b>Statistics [NW/ W]</b>	[Valid=0 /-] [Invalid=2 /-]		
Value	Label	Cases	Percentage
Sysmiss		2	
<i>Warning: these figures indicate the number of cases found in the data file. They cannot be interpreted as summary statistics of the population of interest.</i>			
<b># COGESAutre1: COGES Autres 1</b>			
<b>Information</b>	[Type= discrete] [Format=character] [Missing=*]		
<b>Statistics [NW/ W]</b>	[Valid=1 /-] [Invalid=0 /-]		
Value	Label	Cases	Percentage
SACHET EAU		1	100.0%
<i>Warning: these figures indicate the number of cases found in the data file. They cannot be interpreted as summary statistics of the population of interest.</i>			
<b># COGESAutre2: COGES Autres 2</b>			
<b>Information</b>	[Type= discrete] [Format=character] [Missing=*]		
<b>Statistics [NW/ W]</b>	[Valid=0 /-] [Invalid=0 /-]		
<b># COGESAutre3: COGES Autres 3</b>			
<b>Information</b>	[Type= discrete] [Format=character] [Missing=*]		
<b>Statistics [NW/ W]</b>	[Valid=0 /-] [Invalid=0 /-]		
<b># ComEvalFinanc: Commentaires Evalueur Financement</b>			
<b>Information</b>	[Type= discrete] [Format=character] [Missing=*]		
<b>Statistics [NW/ W]</b>	[Valid=1 /-] [Invalid=0 /-]		
Value	Label	Cases	Percentage
ENQUETE OUBLI CERTAINES INFORMATION:		1	100.0%

**# ComEvalFinanc: Commentaires Evalueateur Financement**

Warning: these figures indicate the number of cases found in the data file. They cannot be interpreted as summary statistics of the population of interest.

**# DefisCrit: Défis Critiques**

**Information** [Type= discrete] [Format=character] [Missing=\*]

**Statistics [NW/ W]** [Valid=2 /-]

Value	Label	Cases	Percentage
ATTEINDRE LE PLUS GRAND NOMBRE DE LA CIBLE EFFECTUER VACCIN DE QUALITE DISPONIBILITE INTRANTS ET RESSOURCES QUALIFIEES		1	50.0%
INSUFFISANCE DE RESSOURCES		1	50.0%

Warning: these figures indicate the number of cases found in the data file. They cannot be interpreted as summary statistics of the population of interest.

**# Suggestions: Suggestions**

**Information** [Type= discrete] [Format=character] [Missing=\*]

**Statistics [NW/ W]** [Valid=2 /-] [Invalid=0 /-]

Value	Label	Cases	Percentage
ACCORDER TOUTES LES RESSOURCES ENVOYER LES FONDS AVANT LE DECLENCHEME DES ACTIVITES		1	50.0%
DISPONIBILITE DE CDF FONCTIONNEL DE RESSOURCES HUMAINE DE QUALITE		1	50.0%

Warning: these figures indicate the number of cases found in the data file. They cannot be interpreted as summary statistics of the population of interest.

**# Motsfin: Mot Fin**

**Information** [Type= discrete] [Format=character] [Missing=\*]

**Statistics [NW/ W]** [Valid=2 /-] [Invalid=0 /-]

Value	Label	Cases	Percentage
MERCI POUR L'APPUI		1	50.0%
REMERCIEMEN AUX PARTENAIRES ET COMMUNAUTE		1	50.0%

Warning: these figures indicate the number of cases found in the data file. They cannot be interpreted as summary statistics of the population of interest.

<b># UniqueKey: Clé unique</b>			
<b>Information</b>	[Type= discrete] [Format=numeric] [Range= 1-2] [Missing=*]		
<b>Statistics [NW/ W]</b>	[Valid=2 /-] [Invalid=0 /-]		
<b>Value</b>	<b>Label</b>	<b>Cases</b>	<b>Percentage</b>
1		1	50.0%
2		1	50.0%
<i>Warning: these figures indicate the number of cases found in the data file. They cannot be interpreted as summary statistics of the population of interest.</i>			
<b># ComitCoord: Comite de Coordination</b>			
<b>Information</b>	[Type= discrete] [Format=character] [Missing=*]		
<b>Statistics [NW/ W]</b>	[Valid=2 /-] [Invalid=0 /-]		
<b>Value</b>	<b>Label</b>	<b>Cases</b>	<b>Percentage</b>
OUI		2	100.0%
<i>Warning: these figures indicate the number of cases found in the data file. They cannot be interpreted as summary statistics of the population of interest.</i>			
<b># Distances: Distances</b>			
<b>Information</b>	[Type= discrete] [Format=numeric] [Missing=*]		
<b>Statistics [NW/ W]</b>	[Valid=0 /-] [Invalid=2 /-]		
<b>Value</b>	<b>Label</b>	<b>Cases</b>	<b>Percentage</b>
Sysmiss		2	
<i>Warning: these figures indicate the number of cases found in the data file. They cannot be interpreted as summary statistics of the population of interest.</i>			
<b># NbCS: Nombre de Centre de Sante</b>			
<b>Information</b>	[Type= discrete] [Format=numeric] [Range= 2-12] [Missing=*]		
<b>Statistics [NW/ W]</b>	[Valid=2 /-] [Invalid=0 /-]		
<b>Value</b>	<b>Label</b>	<b>Cases</b>	<b>Percentage</b>
2		1	50.0%
12		1	50.0%
<i>Warning: these figures indicate the number of cases found in the data file. They cannot be interpreted as summary statistics of the population of interest.</i>			
<b># NbCSInf95: Nombre de Centre de Sante inferieur à 95%</b>			
<b>Information</b>	[Type= discrete] [Format=numeric] [Range= 0-1] [Missing=*]		
<b>Statistics [NW/ W]</b>	[Valid=2 /-] [Invalid=0 /-]		
<b>Value</b>	<b>Label</b>	<b>Cases</b>	<b>Percentage</b>
0		1	50.0%
1		1	50.0%
<i>Warning: these figures indicate the number of cases found in the data file. They cannot be interpreted as summary statistics of the population of interest.</i>			
<b># Adhesion: Faible Adhesion</b>			
<b>Information</b>	[Type= discrete] [Format=numeric] [Range= 1-1] [Missing=*]		
<b>Statistics [NW/ W]</b>	[Valid=1 /-] [Invalid=1 /-]		
<b>Value</b>	<b>Label</b>	<b>Cases</b>	<b>Percentage</b>
1		1	100.0%
Sysmiss		1	
<i>Warning: these figures indicate the number of cases found in the data file. They cannot be interpreted as summary statistics of the population of interest.</i>			
<b># PorteVaccin: Pas de Porte Vaccin</b>			
<b>Information</b>	[Type= discrete] [Format=numeric] [Missing=*]		
<b>Statistics [NW/ W]</b>	[Valid=0 /-] [Invalid=2 /-]		

<b># PorteVaccin: Pas de Porte Vaccin</b>			
Value	Label	Cases	Percentage
Sysmiss		2	
<i>Warning: these figures indicate the number of cases found in the data file. They cannot be interpreted as summary statistics of the population of interest.</i>			
<b># Rupture: Rupture de stock</b>			
<b>Information</b>	[Type= discrete] [Format=numeric] [Range= 1-1] [Missing=*]		
<b>Statistics [NW/ W]</b>	[Valid=1 /-] [Invalid=1 /-]		
Value	Label	Cases	Percentage
1		1	100.0%
Sysmiss		1	
<i>Warning: these figures indicate the number of cases found in the data file. They cannot be interpreted as summary statistics of the population of interest.</i>			
<b># Obstacle: Obstacles</b>			
<b>Information</b>	[Type= discrete] [Format=numeric] [Range= 1-1] [Missing=*]		
<b>Statistics [NW/ W]</b>	[Valid=1 /-] [Invalid=1 /-]		
Value	Label	Cases	Percentage
1		1	100.0%
Sysmiss		1	
<i>Warning: these figures indicate the number of cases found in the data file. They cannot be interpreted as summary statistics of the population of interest.</i>			
<b># UsCoutume: Us et Coutumes</b>			
<b>Information</b>	[Type= discrete] [Format=numeric] [Range= 1-1] [Missing=*]		
<b>Statistics [NW/ W]</b>	[Valid=1 /-] [Invalid=1 /-]		
Value	Label	Cases	Percentage
1		1	100.0%
Sysmiss		1	
<i>Warning: these figures indicate the number of cases found in the data file. They cannot be interpreted as summary statistics of the population of interest.</i>			
<b># InsuffPers: Insuffisance du personnel</b>			
<b>Information</b>	[Type= discrete] [Format=numeric] [Range= 1-1] [Missing=*]		
<b>Statistics [NW/ W]</b>	[Valid=1 /-] [Invalid=1 /-]		
Value	Label	Cases	Percentage
1		1	100.0%
Sysmiss		1	
<i>Warning: these figures indicate the number of cases found in the data file. They cannot be interpreted as summary statistics of the population of interest.</i>			
<b># EffetSecond: Effet Secondaire</b>			
<b>Information</b>	[Type= discrete] [Format=numeric] [Missing=*]		
<b>Statistics [NW/ W]</b>	[Valid=0 /-] [Invalid=2 /-]		
Value	Label	Cases	Percentage
Sysmiss		2	
<i>Warning: these figures indicate the number of cases found in the data file. They cannot be interpreted as summary statistics of the population of interest.</i>			
<b># RaisRumeurs: Rumeurs</b>			
<b>Information</b>	[Type= discrete] [Format=numeric] [Missing=*]		
<b>Statistics [NW/ W]</b>	[Valid=0 /-] [Invalid=2 /-]		
Value	Label	Cases	Percentage
Sysmiss		2	

<b># RaisRumeurs: Rumeurs</b>			
<i>Warning: these figures indicate the number of cases found in the data file. They cannot be interpreted as summary statistics of the population of interest.</i>			
<b># RaisAbsRess: Absence de resource financiere</b>			
<b>Information</b>		[Type= discrete] [Format=numeric] [Missing=*]	
<b>Statistics [NW/ W]</b>		[Valid=0 /-] [Invalid=2 /-]	
<b>Value</b>	<b>Label</b>	<b>Cases</b>	<b>Percentage</b>
Sysmiss		2	
<i>Warning: these figures indicate the number of cases found in the data file. They cannot be interpreted as summary statistics of the population of interest.</i>			
<b># FaibleSA: Faible Stratégies Avancees</b>			
<b>Information</b>		[Type= discrete] [Format=numeric] [Range= 1-1] [Missing=*]	
<b>Statistics [NW/ W]</b>		[Valid=1 /-] [Invalid=1 /-]	
<b>Value</b>	<b>Label</b>	<b>Cases</b>	<b>Percentage</b>
1		1	100.0%
Sysmiss		1	
<i>Warning: these figures indicate the number of cases found in the data file. They cannot be interpreted as summary statistics of the population of interest.</i>			
<b># InsuffInteret: Pas Intérêt responsable</b>			
<b>Information</b>		[Type= discrete] [Format=numeric] [Missing=*]	
<b>Statistics [NW/ W]</b>		[Valid=0 /-] [Invalid=2 /-]	
<b>Value</b>	<b>Label</b>	<b>Cases</b>	<b>Percentage</b>
Sysmiss		2	
<i>Warning: these figures indicate the number of cases found in the data file. They cannot be interpreted as summary statistics of the population of interest.</i>			
<b># Conflit: Conflits d'autorité</b>			
<b>Information</b>		[Type= discrete] [Format=numeric] [Missing=*]	
<b>Statistics [NW/ W]</b>		[Valid=0 /-] [Invalid=2 /-]	
<b>Value</b>	<b>Label</b>	<b>Cases</b>	<b>Percentage</b>
Sysmiss		2	
<i>Warning: these figures indicate the number of cases found in the data file. They cannot be interpreted as summary statistics of the population of interest.</i>			
<b># RaisonsAutre: Raison Autre</b>			
<b>Information</b>		[Type= discrete] [Format=character] [Missing=*]	
<b>Statistics [NW/ W]</b>		[Valid=1 /-] [Invalid=0 /-]	
<b>Value</b>	<b>Label</b>	<b>Cases</b>	<b>Percentage</b>
INSUFF PERSONNEL QUALIFIE		1	100.0%
<i>Warning: these figures indicate the number of cases found in the data file. They cannot be interpreted as summary statistics of the population of interest.</i>			
<b># AvIntegrat: Avantage de l'intégration</b>			
<b>Information</b>		[Type= discrete] [Format=character] [Missing=*]	
<b>Statistics [NW/ W]</b>		[Valid=2 /-] [Invalid=0 /-]	
<b>Value</b>	<b>Label</b>	<b>Cases</b>	<b>Percentage</b>
UTILISATION EFFICIENTE RESSOURCES ACCES PLUS GRAND		1	50.0%

<b># AvIntegrat: Avantage de l'intégration</b>			
Value	Label	Cases	Percentage
NOMBRE DE CIBLE			
UTILISATION RATIONNELLE RESSOURCES		1	50.0%
<i>Warning: these figures indicate the number of cases found in the data file. They cannot be interpreted as summary statistics of the population of interest.</i>			
<b># Meillpratiq: Meilleurs Pratiques</b>			
<b>Information</b>	[Type= discrete] [Format=numeric] [Range= 1-1] [Missing=*]		
<b>Statistics [NW/ W]</b>	[Valid=2 /-] [Invalid=0 /-]		
Value	Label	Cases	Percentage
1		2	100.0%
<i>Warning: these figures indicate the number of cases found in the data file. They cannot be interpreted as summary statistics of the population of interest.</i>			
<b># PartMeillPratiq: Partage meilleurs expériences</b>			
<b>Information</b>	[Type= discrete] [Format=character] [Missing=*]		
<b>Statistics [NW/ W]</b>	[Valid=2 /-]		
Value	Label	Cases	Percentage
LANCEMENT DANS TOUS LES DISTRICTS		1	50.0%
LETTRES D'INFO AUX DIRECTEURS D'ECOLES REUNION DE COORDINATION JOURNALIERES PERMANENCE D'UNE PERSONNE AUX DISTRICTS POUR LES INFO		1	50.0%
<i>Warning: these figures indicate the number of cases found in the data file. They cannot be interpreted as summary statistics of the population of interest.</i>			
<b># Diffshintegrat: Difficultés d'intégration</b>			
<b>Information</b>	[Type= discrete] [Format=character] [Missing=*]		
<b>Statistics [NW/ W]</b>	[Valid=2 /-] [Invalid=0 /-]		
Value	Label	Cases	Percentage
CHARGE TRAVAIL ELEVE		1	50.0%
PAS D'INTEGRATION RESSOURCES FINANCIERES AU COURS DE LA PLANIFICATION		1	50.0%
<i>Warning: these figures indicate the number of cases found in the data file. They cannot be interpreted as summary statistics of the population of interest.</i>			

<b># ComEvalCoord: Commentaires de l'Évaluateur</b>			
<b>Information</b>		[Type= discrete] [Format=character] [Missing=*]	
<b>Statistics [NW/ W]</b>		[Valid=1 /-] [Invalid=0 /-]	
<b>Value</b>	<b>Label</b>	<b>Cases</b>	<b>Percentage</b>
BON ACCUEIL		1	100.0%

*Warning: these figures indicate the number of cases found in the data file. They cannot be interpreted as summary statistics of the population of interest.*