

TOGO

**Direction des statistiques agricoles, de l'informatique et de la documentation
(DSID), Ministère de l'agriculture, de l'élevage et du développement rural**

Sécurité Alimentaire et Nutritionnelle 1 (2024)

Study Documentation

November 4, 2025

Metadata Production

Metadata Producer(s)	Direction des statistiques agricoles, de l'informatique et de la documentation (DSID) , Ministère de l'agriculture, de l'hydraulique villageoise et du développement rural , Producteur de métadonnées Banque mondiale (BM) , West Africa Food System Resilience Program , Appu financier
Production Date	November 26, 2024
Version	La version finale de la documentation de l'enquête
Identification	DDI-TGO-DSID-SAN1-2024-001

Table of Contents

Overview	4
Scope & Coverage	4
Producers & Sponsors	5
Sampling	5
Data Collection	5
Data Processing & Appraisal	6
Accessibility	6
Rights & Disclaimer	7
Files Description	8
ENFANT SAN1 2024	8
MENAGE SAN1 2024	8
Variables List	10
ENFANT SAN1 2024	10
MENAGE SAN1 2024	10
Variables Description	22
ENFANT SAN1 2024	23
MENAGE SAN1 2024	30

Sécurité Alimentaire et Nutritionnelle 1 (2024) (SAN1 (2024))*aucun*

Overview	
Type	Enquête Socio-Economique / Monitoring [hh/sems]
Identification	TGO-DSID-SAN1-2024-001
Version	Production Date: 2024-03-15 Dernière version des fichiers de données après traitement <u>Notes</u> Dernière servion de la base ayant permis au traitement et à l'édition des tableaux d'analyse
Series	Première série de l'année 2024
Abstract	
<p>La présente enquête vise à collecter des informations/données nécessaires à la production des indicateurs pertinents afin de contribuer à l'amélioration de la gouvernance de la sécurité alimentaire et nutritionnelle au Togo.</p> <p>Les objectifs spécifiques de l'enquête sont les suivants :</p> <ul style="list-style-type: none"> § collecter des données sur les indicateurs de la sécurité alimentaire ; § collecter des données sur les indicateurs de la nutrition ; § mettre à la disposition du Gouvernement, des organisations et autres acteurs impliqués dans la Sécurité alimentaire et nutritionnelle (SAN) des informations fiables régulièrement actualisées leur permettant de définir ou d'adapter leurs programmes aux évolutions et aux besoins constatés sur le terrain en vue d'une réponse appropriée efficace et efficiente ; § disposer/rassembler un certain nombre d'évidences (indicateurs de résultats ou d'effets, facteurs contributifs, etc.) à même d'informer objectivement les analyses des Cadres Harmonisés qui servent de base à la définition des besoins en SAN et à la planification de la réponse aux éventuelles crise alimentaires; § identifier les zones à risque d'insécurité alimentaire et définir le profil des ménages vulnérables suivant les régions du Togo. 	
Kind of Data	Données échantillonnées [ssd]
Unit of Analysis	Les ménages , Enfants de moins de cinq ans

Scope & Coverage**Scope**

collecter des données sur les indicateurs de la sécurité alimentaire
collecter des données sur les indicateurs de la nutrition
identifier les zones à risque d'insécurité alimentaire
définir le profil des ménages vulnérables suivant les régions du Togo.

Keywords	vulnérabilité, Nutrition, Sécurité, risque, zone, Ménage, Profil
Topics	Consommation / comportement des consommateurs [1.1], Conjoncture économique et indicateurs [1.2], Nutrition [8.7], Production agricole, forestière et rurale [2.1]
Time Period(s)	2024
Countries	TOGO

Geographic Coverage

Nationale
Régionale
Préfecturale

Universe

Cette étude a couvert les ménages des zones rurales et urbaines et des enfants de moins de cinq (5).

Producers & Sponsors	
Primary Investigator(s)	Direction des statistiques agricoles, de l'informatique et de la documentation (DSID), Ministère de l'agriculture, de l'élevage et du développement rural
Other Producer(s)	Institut du conseil et d'appui technique (ICAT) , Ministère de l'agriculture, de l'élevage et du développement rural , collecte
Funding Agency/ies	Banque mondiale (BM) , Appui financier
Other Acknowledgment(s)	Directeurs régionaux de l'institut de conseil et d'appui technique , Supervision Comptables , Gestion financière

Sampling
<p><u>Sampling Procedure</u> Echantillon enquête Sécurité alimentaire La formule de Schwartz, une référence pour la détermination de la taille, a été utilisée pour estimer la taille minimale nécessaire pour assurer, sous certaines conditions (y inclus de sélection aléatoire), une représentativité appropriée des données/résultats au niveau d'une strate. Formule de Schwartz : $n = \frac{z^2 * p * (1-p) * (1+TNR)}{d^2}$ Où : n est la taille minimale requise de l'échantillon - exprimée en nombre de ménages - pour un indicateur d'intérêt de l'étude ; z est un paramètre/facteur (Z-score) lié au niveau de confiance ; p est la prévalence estimée de la population qui présente la caractéristique décrite par un indicateur d'intérêt pour l'étude; k est le paramètre donnant la mesure de l'effet de grappe ou de sondage qui tient compte du caractère complexe du sondage (du fait d'une répartition/désagrégation de la structure de l'échantillon selon les régions, préfectures, communes, villages ciblés par l'enquête) ; d est la précision ou marge d'erreur souhaitée des résultats ; 1+TNR est le facteur de correction en vue d'augmenter la taille de l'échantillon afin de tenir compte d'éventuels cas (taux) de non réponse associé au refus ou à l'impossibilité de certains ménages à participer à l'enquête. En considérant pour la formule de Schwartz : Un niveau de confiance de 95% (dans ce cas, z = 1,96) ; Les récentes prévalences préfectorales issues de l'enquête FAO, PAM et DSID Novembre 2021 (p); Un effet de grappe (k) de 1,5 ; une valeur similaire à celles d'autres enquêtes de ce type menées au Togo et qui est assez proche de la valeur par défaut (2) le plus souvent recommandée dans les enquêtes classiques ; Une précision minimale (d) souhaitée de 7,5% ; Un TNR d'environ 3 % similaire à celui d'autres enquêtes de ce type menées ces derniers temps au Togo.</p>
<p><u>Deviations from Sample Design</u> aucune</p>
<p><u>Response Rate</u> 95%</p>
<p><u>Weighting</u> $n = \frac{z^2 * p * (1-p) * (1+TNR)}{d^2}$</p>

Data Collection	
Data Collection Dates	10: start 2024-02-23 10: end 2024-03-04
Time Period(s)	start 2023-09-01 end 2024-02-01

Data Collection Mode	Interview face à face [f2f]
Data Collection Notes La collecte des données est faite via les tablettes et smartphone puis envoyés directement sur le serveur de la DSID après sauvegarde sur les appareils. Chaque enquêteur avait un nombre fixe de ménages et sur sous la supervisions des coordonateurs des régions, des superviseurs et des contrôleurs les suivi était régulier. ces enquêteurs avaient des motos et dotés de carburant pour le déplacement	
Questionnaires Le questionnaire est composé de différentes sections: caractéristique des ménages; Activités socio-économiques des ménages, Sécurité alimentaire et nutritionnelle des ménages Données entropométriques des enfants de 0 à 59 mois	
Data Collector(s)	Conseillers techniques agricoles (CTGA) , Ministère de l'agriculture, de l'hydraulique villageoise et du développement rural
Supervision L'équipe de la supervision est composée des directeurs régionaux de l'agriculture, des directeur régionaux de l'ICAT, les cadres de la DSID et les chefs d'agence préfectoraux de l'ICAT ainsi que les chargé de nutrition des services de nutrition a assu la supervision pour faire un suivi rapproché afin de minimiser les erreurs de collecte après la formation des enquêteurs	

Data Processing & Appraisal	
Data Editing Le traitement a consisté à l'apurement des bases de données téléchargées du serveur de la DSID. Il a été fait par une équipe de la DSID composée de statisticiens et d'informaticiens. Une fois les bases apurées et les liens établis entre les différents modules, l'équipe a procédé à la génération des tableaux selon le plan de tabulation prédéfini. Les informations générées à travers les tableaux et autres représentations statistiques ont fait l'objet d'analyse par les agronomes, statisticiens, nutritionnistes et des économistes. Ces analyses présentées sous forme de rapport, fera l'objet d'une validation par les acteurs de la sécurité alimentaire et nutritionnelle avant leur publication.	
Other Processing aucun	
Estimates of Sampling Error 3 %	
Other Forms of Data Appraisal aucun	

Accessibility	
Access Authority	Direction des tatistiques agricoles, de l'informatique et de la documentation , c.ahayi@yahoo.fr
Contact(s)	BOUWASSI KEDESSA Datcha (Direction des statistiques agricoles, de l'informatique et de la documentation) , www.agriculture.gouv.tg , ahayi@yahoo.fr
Confidentiality Toute utilisation des données produites ou gérées par le Système statistique national (SSN) doit faire l'objet d'une demande d'autorisation adressée à l'Institut National de la Statistique et des Etudes Economiques et démographiques (INSEED) qui en assure la coordination. Il y sera clairement mentionné l'utilisation qui sera faite des données et une copie du projet d'étude et de l'attestation de recherche sera jointe à la demande. En cas d'avis favorable de l'INSEED, un formulaire d'engagement devra être renseigné et signé par l'intéressé. Ce dernier devra transmettre à l'INSEED une copie de son rapport d'étude à des fins utiles.	

Access Conditions

Le service ou l'organisation demandeur devra s'engager à respecter les conditions suivantes :

1. L'utilisateur devra se conformer à garantir l'anonymat des personnes physiques ou morales concernées par l'enquête ; et n'utiliser ces données qu'aux fins de diffuser ou de publier des résultats statistiques agrégés.
2. L'utilisateur est responsable de ses conclusions ou études tirées de ces données et en cela, la responsabilité de l'INSEED ne saurait être engagée de quelque manière que ce soit.
3. Les données ne devront être ni copiées ni transmises à d'autres personnes ou organisations, directement ou indirectement, sans l'accord écrit préalable de l'INSEED.
4. Une copie de tout rapport produit sur la base des données sera transmise pour information et commentaire à l'INSEED.
5. L'utilisateur est informé que l'INSEED se réserve le droit de recourir aux voies et moyens qu'il jugera utiles en cas de non respect de l'un quelconque de ces engagements, pour se faire restaurer dans ses droits.
6. L'utilisateur peut en cas de besoin s'adjoindre le concours de l'INSEED dans la réalisation de l'étude.
7. L'utilisateur citera la source comme indiquée à la rubrique "Citation".

Citation Requirements

Sécurité alimentaire et nutritionnelle SAN-fevrier-2024, DSID, Togo

Rights & Disclaimer**Disclaimer**

L'utilisateur est entièrement responsable de ses conclusions ou études tirées de ces données et en cela, la responsabilité de l'INSEED ne saurait être engagée de quelque manière que ce soit.

Copyright

Doits d'accès réservés à la Direction des statistiques agricoles, de l'informatique et de la documentation (DSID)

Files Description

Dataset contains 2 file(s)

ENFANT_SAN1_2024	
# Cases	4357
# Variable(s)	31
File Structure	Type: relational Key(s): q161_num_enfant, q162_nom_prenom_enfant, q163_sexe_enfant, q164_age_enfant, q165_perimet_brachial_enfant, q168_enfant_malade/0), q168_enfant_malade1 (q168_enfant_malade/1), q168_enfant_malade2 (q168_enfant_malade/2), q168_enfant_malade3 (q168_enfant_malade/3), q168_enfant_malade4 (q168_enfant_malade/4), q168_enfant_malade5 (q168_enfant_malade/5), q168_enfant_malade6 (q168_enfant_malade/6), q168_enfant_malade7 (q168_enfant_malade/7), q168_enfant_malade8 (q168_enfant_malade/8), q168a_autre_maladie_enfant, q169_enfant_inscrit_programme_nu, submission_id (_submission_id), submission_uuid (_submission_uuid)
File Content	Base brute des enfants de 0 à 59 mois des ménages concernées par l'enquête de sécurité alimentaire et nutritionnelle de fevrier 2024
Producer	Direction des statistiques agricoles, de l'informatique et de la documentation (DSID),
Version	Version brute des extractions
Processing Checks	Base brute n'ayant pas encore fait l'objet d'aucun traitement
Missing Data	Aucune
Notes	Base non encore apurée

MENAGE_SAN1_2024	
# Cases	6835
# Variable(s)	393
File Structure	Type: relational Key(s): q01_num_quest, q02_date_start_enq, q03_time_start_enq, q1A1a_enqueteur, q1A1b_nom_enqt, q1A1c_sexe_enqt, q1B8_cooronnees_gps_latitude), q1B8_cooronnees_gps_longitude (_q1B8_cooronnees_gps_longitude), q1B8_cooronnees_gps_altitude (_q1B8_cooronnees_gps_altitude), q1B8_cooronnees_gps_precision (_q1B8_cooronnees_gps_precision), q1B8altitudegps (q1B8a-latitude-gps), q1B8blongitudegps (q1B8b-longitude-gps), q1c1_Resp_name, q1c2_Resp_num, q1c3_Resp_sexe, q1c4_Resp_age, q1c5_lien_parente_cm, q1c5_autre_cm, q45_type_formation/1), q45_type_formation2 (q45_type_formation/2), q45_type_formation3 (q45_type_formation/3), q45_type_formation4 (q45_type_formation/4), q45_type_formation5 (q45_type_formation/5), q461_chocs_menage, q46_choc_2, q46_choc_3, q46_choc_4, q46_choc_5, q46_choc_6, q61_espece_animale/1), q61_espece_animale2 (q61_espece_animale/2), q61_espece_animale3 (q61_espece_animale/3), q61_espece_animale4 (q61_espece_animale/4), q61_espece_animale5

(q61_espece_animale/5) , q61_espece_animale6 (q61_espece_animale/6) , q61_espece_animale7 (q61_espece_animale/7) , q61_espece_animale8 (q61_espece_animale/8) , q61_espece_animale88 (q61_espece_animale/88) , q61_espece_animale99 (q61_espece_animale/99) , q61a_autre_espece_animale, q62_betail_menage_vaccine, q63_principal_animal_pro (_id) , uuid (_uuid)

File Content

Informations socio-économiques et nutritionnelles des ménages concernées par l'enquête de sécurité alimentaire et nutritionnelle de février 2024

Producer

Direction des statistiques agricoles, de l'informatique et de la documentation (DSID), E.mail ,Tel:

Version

Version brute des extractions

Processing Checks

Base brute n'ayant pas encore fait l'objet d'aucun traitement

Missing Data

Aucune

Notes

Base non encore apurée

Variables List

Dataset contains 424 variable(s)

File ENFANT_SAN1_2024							
#	Name	Label	Type	Format	Valid	Invalid	Question
1	q161_num..	-	discrete	numeric-1.0	4357	0	-
2	q162_nom..	-	discrete	character-30	4357	0	-
3	q163_sex..	-	discrete	numeric-1.0	4357	0	-
4	q164_age..	-	continuous	numeric-2.0	4357	0	-
5	q165_per..	-	continuous	numeric-4.0	4357	0	-
6	q166_cou..	-	discrete	numeric-1.0	4357	0	-
7	q167_pre..	-	discrete	numeric-1.0	4357	0	-
8	q168_enf..	-	discrete	character-3	4357	0	-
9	q168_enf..	q168_enfant_malade/0	discrete	numeric-1.0	4357	0	-
10	q168_enf..	q168_enfant_malade/1	discrete	numeric-1.0	4357	0	-
11	q168_enf..	q168_enfant_malade/2	discrete	numeric-1.0	4357	0	-
12	q168_enf..	q168_enfant_malade/3	discrete	numeric-1.0	4357	0	-
13	q168_enf..	q168_enfant_malade/4	discrete	numeric-1.0	4357	0	-
14	q168_enf..	q168_enfant_malade/5	discrete	numeric-1.0	4357	0	-
15	q168_enf..	q168_enfant_malade/6	discrete	numeric-1.0	4357	0	-
16	q168_enf..	q168_enfant_malade/7	discrete	numeric-1.0	4357	0	-
17	q168_enf..	q168_enfant_malade/8	discrete	numeric-1.0	4357	0	-
18	q168a_au..	-	discrete	character-67	85	0	-
19	q169_enf..	-	discrete	numeric-1.0	4357	0	-
20	index	_index	continuous	numeric-4.0	4357	0	-
21	parent_t..	_parent_table_name	discrete	character-37	4357	0	-
22	parent_i..	_parent_index	continuous	numeric-4.0	4357	0	-
23	submissi..	_submission_id	continuous	numeric-12.10	4357	0	-
24	submissi..	_submission_uuid	discrete	character-36	4357	0	-
25	submissi..	_submission_submission_time	continuous	numeric-40.11	4357	0	-
26	submissi..	_submission_validation_status	discrete	numeric-8.2	0	4357	-
27	submissi..	_submission_notes	discrete	numeric-8.2	0	4357	-
28	submissi..	_submission_status	discrete	character-17	4357	0	-
29	submissi..	_submission_submitted_by	discrete	numeric-8.2	0	4357	-
30	submissi..	_submission__version__	discrete	character-22	4357	0	-
31	submissi..	_submission_tags	discrete	numeric-8.2	0	4357	-

File MENAGE_SAN1_2024							
#	Name	Label	Type	Format	Valid	Invalid	Question
1	start	-	continuous	numeric-40.11	6834	1	-
2	end	-	continuous	numeric-40.11	6835	0	-

File MENAGE_SAN1_2024							
#	Name	Label	Type	Format	Valid	Invalid	Question
3	today	-	continuous	numeric-5.0	6834	1	-
4	deviceid	-	discrete	character-24	6834	0	-
5	Logo_TOGO	-	discrete	numeric-8.2	0	6835	-
6	enquete ..	-	discrete	numeric-8.2	0	6835	-
7	enquete ..	-	discrete	numeric-8.2	0	6835	-
8	q01_num ..	-	discrete	numeric-2.0	6835	0	-
9	q02_date ..	-	continuous	numeric-5.0	6835	0	-
10	q03_time ..	-	discrete	character-18	6835	0	-
11	q1A1a_en ..	-	continuous	numeric-11.9	6835	0	-
12	q1A1b_no ..	-	discrete	character-32	6835	0	-
13	q1A1c_se ..	-	discrete	numeric-1.0	6835	0	-
14	q1A1d_nu ..	-	continuous	numeric-11.9	6835	0	-
15	introduc ..	-	discrete	numeric-8.2	0	6835	-
16	resp_agree	-	discrete	character-12	6835	0	-
17	WhenCall ..	-	continuous	numeric-40.11	2	6833	-
18	Callback ..	-	discrete	numeric-8.2	0	6835	-
19	Refusal	-	discrete	numeric-8.2	0	6835	-
20	q1B1_reg ..	-	discrete	numeric-1.0	6826	9	-
21	adm1_name	-	discrete	character-8	6826	0	-
22	q1B2_pre ..	-	continuous	numeric-3.0	6826	9	-
23	adm2_name	-	discrete	character-14	6826	0	-
24	q1B4_can ..	-	continuous	numeric-6.0	6826	9	-
25	adm3_name	-	discrete	character-26	6826	0	-
26	q1B5_cod ..	-	continuous	numeric-3.0	6826	9	-
27	adm4_name	-	discrete	character-49	6826	0	-
28	q1B6_vil ..	-	discrete	character-39	6826	0	-
29	q1B7_mil ..	-	discrete	numeric-1.0	6826	9	-
30	q1B8_coo ..	-	discrete	character-58	4255	0	-
31	q1B8_coo ..	_q1B8_coordonnees_gps_latit	continuous	numeric-17.12	4255	2580	-
32	q1B8_coo ..	_q1B8_coordonnees_gps_long	continuous	numeric-17.12	4255	2580	-
33	q1B8_coo ..	_q1B8_coordonnees_gps_altit	continuous	numeric-18.12	4255	2580	-
34	q1B8_coo ..	_q1B8_coordonnees_gps_prec	continuous	numeric-8.3	4255	2580	-
35	q1B8alat ..	q1B8a-latitude-gps	continuous	numeric-15.12	2078	4757	-
36	q1B8blon ..	q1B8b-longitude-gps	continuous	numeric-15.12	2073	4762	-
37	q1c1_Res ..	-	discrete	character-50	6826	0	-
38	q1c2_Res ..	-	continuous	numeric-11.9	6826	9	-
39	q1c3_Res ..	-	discrete	numeric-1.0	6826	9	-
40	q1c4_Res ..	-	continuous	numeric-3.0	6826	9	-
41	q1c5_lie ..	-	discrete	numeric-1.0	6826	9	-

File MENAGE_SAN1_2024							
#	Name	Label	Type	Format	Valid	Invalid	Question
42	q1c5_aut..	-	discrete	character-30	59	0	-
43	q1c6_Con..	-	discrete	numeric-1.0	6826	9	-
44	q21_sexe..	-	discrete	numeric-1.0	869	5966	-
45	q22_age_cm	-	continuous	numeric-2.0	869	5966	-
46	q23_stua..	-	discrete	numeric-2.0	6826	9	-
47	q24_inst..	-	discrete	numeric-2.0	6826	9	-
48	q241_ins..	-	discrete	character-15	15	0	-
49	q25_nbre..	-	discrete	numeric-8.2	0	6835	-
50	q251_H0a..	-	discrete	numeric-1.0	6826	9	-
51	q252_F0a..	-	discrete	numeric-1.0	6826	9	-
52	q253_H06..	-	discrete	numeric-1.0	6826	9	-
53	q254_F06..	-	discrete	numeric-1.0	6826	9	-
54	q255_H5a15	-	discrete	numeric-2.0	6826	9	-
55	q256_F5a15	-	discrete	numeric-2.0	6826	9	-
56	Tot_H	-	discrete	character-2	6826	0	-
57	Tot_H_af..	-	discrete	numeric-8.2	0	6835	-
58	Tot_F	-	discrete	character-2	6826	0	-
59	Tot_F_af..	-	discrete	numeric-8.2	0	6835	-
60	q_tot_06..	-	discrete	numeric-1.0	6826	9	-
61	q257_tot..	-	discrete	numeric-2.0	6826	9	-
62	q258_tot..	-	discrete	numeric-2.0	6826	9	-
63	Tot_HF	-	discrete	character-2	6826	0	-
64	Tot_HF_a..	-	discrete	numeric-8.2	0	6835	-
65	q259_tot..	-	continuous	numeric-2.0	6826	9	-
66	q31_sour..	-	discrete	numeric-2.0	6826	9	-
67	q31a_aut..	-	discrete	character-44	12	0	-
68	q31b_aut..	-	discrete	character-18	38	0	-
69	q32_type..	-	discrete	numeric-1.0	6826	9	-
70	q32a_aut..	-	discrete	character-57	1948	0	-
71	q33_sour..	-	discrete	numeric-1.0	6826	9	-
72	q33a_aut..	-	discrete	character-28	109	0	-
73	q41_prat..	-	discrete	numeric-8.2	0	6835	-
74	q41a_pra..	-	discrete	numeric-1.0	6826	9	-
75	q41b_pra..	-	discrete	numeric-1.0	6826	9	-
76	q41c_pra..	-	discrete	numeric-1.0	6826	9	-
77	q41d_pra..	-	discrete	numeric-1.0	6826	9	-
78	q41e_pra..	-	discrete	numeric-1.0	6826	9	-
79	q41f_pra..	-	discrete	numeric-1.0	6826	9	-
80	q41g_pra..	-	discrete	numeric-1.0	66	6769	-

File MENAGE_SAN1_2024							
#	Name	Label	Type	Format	Valid	Invalid	Question
81	q41h_pra..	-	discrete	numeric-1.0	36	6799	-
82	q421_agr..	-	continuous	numeric-5.2	6205	630	-
83	q422_ent..	-	continuous	numeric-4.1	1486	5349	-
84	q423_Sal..	-	discrete	numeric-3.0	1486	5349	-
85	q424_Sal..	-	continuous	numeric-3.1	1486	5349	-
86	q425_Tra..	-	continuous	numeric-3.1	1486	5349	-
87	q426_Aut..	-	continuous	numeric-4.2	1486	5349	-
88	income_p..	-	discrete	character-5	951	0	-
89	affiche..	-	discrete	numeric-8.2	0	6835	-
90	q43_mont..	-	continuous	numeric-7.2	6826	9	-
91	q44_form..	-	discrete	numeric-1.0	6826	9	-
92	q45_type..	-	discrete	character-9	963	0	-
93	q45_type..	q45_type_formation/1	discrete	numeric-1.0	963	5872	-
94	q45_type..	q45_type_formation/2	discrete	numeric-1.0	963	5872	-
95	q45_type..	q45_type_formation/3	discrete	numeric-1.0	963	5872	-
96	q45_type..	q45_type_formation/4	discrete	numeric-1.0	963	5872	-
97	q45_type..	q45_type_formation/5	discrete	numeric-1.0	963	5872	-
98	q461_cho..	-	discrete	numeric-1.0	6826	9	-
99	q46_choc_2	-	discrete	numeric-1.0	3450	3385	-
100	q46_choc_3	-	discrete	numeric-1.0	3450	3385	-
101	q46_choc_4	-	discrete	numeric-1.0	3450	3385	-
102	q46_choc_5	-	discrete	numeric-1.0	3450	3385	-
103	q46_choc_6	-	discrete	numeric-1.0	3450	3385	-
104	q46_choc_7	-	discrete	numeric-1.0	3450	3385	-
105	q46_choc_8	-	discrete	numeric-1.0	3450	3385	-
106	q46_choc_9	-	discrete	numeric-1.0	3450	3385	-
107	q46_choc..	-	discrete	numeric-1.0	3450	3385	-
108	q46_choc..	-	discrete	numeric-1.0	3450	3385	-
109	q46_choc..	-	discrete	numeric-1.0	3450	3385	-
110	q46_choc..	-	discrete	numeric-1.0	3450	3385	-
111	q68_choc..	-	discrete	numeric-1.0	3450	3385	-
112	q46_choc..	-	discrete	numeric-1.0	3450	3385	-
113	q46_choc..	-	discrete	numeric-1.0	3450	3385	-
114	q46_choc..	-	discrete	numeric-1.0	3450	3385	-
115	q46a_cho..	-	discrete	character-88	77	0	-
116	q5_produ..	-	discrete	numeric-8.2	0	6835	-
117	q51_prin..	-	continuous	numeric-3.0	6041	794	-
118	q51_108..	-	discrete	character-4	2	0	-
119	q51_207..	-	discrete	numeric-8.2	0	6835	-

File MENAGE_SAN1_2024							
#	Name	Label	Type	Format	Valid	Invalid	Question
120	q51_306_..	-	discrete	character-10	4	0	-
121	q51_409_..	-	discrete	numeric-8.2	0	6835	-
122	q51_510_..	-	discrete	character-13	1	0	-
123	q51_604_..	-	discrete	numeric-8.2	0	6835	-
124	q51_614_..	-	discrete	numeric-8.2	0	6835	-
125	q51_707_..	-	discrete	numeric-8.2	0	6835	-
126	q51_807_..	-	discrete	character-10	3	0	-
127	q51_905_..	-	discrete	character-9	1	0	-
128	principa_..	-	discrete	character-41	6041	0	-
129	q52_supe_..	-	discrete	numeric-2.0	6033	802	-
130	q53_diff_..	-	discrete	numeric-2.0	6041	794	-
131	q531_dif_..	-	discrete	numeric-8.2	0	6835	-
132	q541_mal_..	-	discrete	numeric-1.0	3662	3173	-
133	q542_mau_..	-	discrete	numeric-1.0	3662	3173	-
134	q543_rec_..	-	discrete	numeric-1.0	3662	3173	-
135	q544_non_..	-	discrete	numeric-1.0	3662	3173	-
136	q545_non_..	-	discrete	numeric-1.0	3662	3173	-
137	q546_non_..	-	discrete	numeric-1.0	3662	3173	-
138	q547_non_..	-	discrete	numeric-1.0	3662	3173	-
139	q548_non_..	-	discrete	numeric-1.0	3662	3173	-
140	q549_non_..	-	discrete	numeric-1.0	3662	3173	-
141	q5410_no_..	-	discrete	numeric-1.0	3662	3173	-
142	q5411_er_..	-	discrete	numeric-1.0	3662	3173	-
143	q5412_ea_..	-	discrete	numeric-1.0	3662	3173	-
144	q5413_au_..	-	discrete	numeric-1.0	3662	3173	-
145	q51113a_..	-	discrete	character-113	242	-	-
146	q55_diff_..	-	discrete	numeric-2.0	6041	794	-
147	q552_dif_..	-	discrete	numeric-8.2	0	6835	-
148	q553_cou_..	-	discrete	numeric-1.0	1629	5206	-
149	q554_dom_..	-	discrete	numeric-1.0	1629	5206	-
150	q555_bai_..	-	discrete	numeric-1.0	1629	5206	-
151	q556_pri_..	-	discrete	numeric-1.0	1629	5206	-
152	q557_dif_..	-	discrete	numeric-1.0	1629	5206	-
153	q558_autre	-	discrete	numeric-1.0	1629	5206	-
154	q5136a_p_..	-	discrete	character-68	52	0	-
155	q56_supe_..	-	continuous	numeric-5.2	6041	794	-
156	q6_produ_..	-	discrete	numeric-8.2	0	6835	-
157	q61_espe_..	-	discrete	character-15	3894	0	-
158	q61_espe_..	q61_espece_animale/1	discrete	numeric-1.0	3894	2941	-

File MENAGE_SAN1_2024							
#	Name	Label	Type	Format	Valid	Invalid	Question
159	q61_espe..	q61_espece_animale/2	discrete	numeric-1.0	3894	2941	-
160	q61_espe..	q61_espece_animale/3	discrete	numeric-1.0	3894	2941	-
161	q61_espe..	q61_espece_animale/4	discrete	numeric-1.0	3894	2941	-
162	q61_espe..	q61_espece_animale/5	discrete	numeric-1.0	3894	2941	-
163	q61_espe..	q61_espece_animale/6	discrete	numeric-1.0	3894	2941	-
164	q61_espe..	q61_espece_animale/7	discrete	numeric-1.0	3894	2941	-
165	q61_espe..	q61_espece_animale/8	discrete	numeric-1.0	3894	2941	-
166	q61_espe..	q61_espece_animale/88	discrete	numeric-1.0	3894	2941	-
167	q61_espe..	q61_espece_animale/99	discrete	numeric-1.0	3894	2941	-
168	q61a_aut..	-	discrete	character-18	15	0	-
169	q62_beta..	-	discrete	numeric-1.0	3894	2941	-
170	q63_prin..	-	discrete	numeric-2.0	3894	2941	-
171	q63a_aut..	-	discrete	character-25	6	0	-
172	q641_dif..	-	discrete	numeric-1.0	3894	2941	-
173	q641_dif..	-	discrete	numeric-8.2	0	6835	-
174	q642_ach..	-	discrete	numeric-1.0	2466	4369	-
175	q643_pat..	-	discrete	numeric-1.0	2466	4369	-
176	q644_eau	-	discrete	numeric-1.0	2466	4369	-
177	q645_ser..	-	discrete	numeric-1.0	2466	4369	-
178	q646_int..	-	discrete	numeric-1.0	2466	4369	-
179	q647_mal..	-	discrete	numeric-1.0	2466	4369	-
180	q648_vol..	-	discrete	numeric-1.0	2466	4369	-
181	q649_acc..	-	discrete	numeric-1.0	2466	4369	-
182	q6410_ac..	-	discrete	numeric-1.0	2466	4369	-
183	q6411_ma..	-	discrete	numeric-1.0	2466	4369	-
184	q6412_au..	-	discrete	numeric-1.0	2466	4369	-
185	q6412a_p..	-	discrete	character-51	37	0	-
186	producti..	-	discrete	numeric-8.2	0	6835	-
187	q71a_pec..	-	discrete	numeric-1.0	79	6756	-
188	q71b_pec..	-	discrete	numeric-1.0	79	6756	-
189	q71c_pec..	-	discrete	numeric-1.0	79	6756	-
190	q71d_aqu..	-	discrete	numeric-1.0	79	6756	-
191	q71e_tra..	-	discrete	numeric-1.0	79	6756	-
192	q71f_nes..	-	discrete	numeric-1.0	6	6829	-
193	q71g_ref..	-	discrete	numeric-1.0	6	6829	-
194	q721_dif..	-	discrete	numeric-1.0	79	6756	-
195	q722_typ..	-	discrete	numeric-8.2	0	6835	-
196	q723_poi..	-	discrete	numeric-1.0	39	6796	-
197	q724_acc..	-	discrete	numeric-1.0	39	6796	-

File MENAGE_SAN1_2024							
#	Name	Label	Type	Format	Valid	Invalid	Question
198	q725_acc..	-	discrete	numeric-1.0	39	6796	-
199	q726_mai..	-	discrete	numeric-1.0	39	6796	-
200	q727_autre	-	discrete	numeric-1.0	39	6796	-
201	q727a_pr..	-	discrete	character-29	1	0	-
202	q8_conso..	-	discrete	numeric-8.2	0	6835	-
203	q81_cons..	-	discrete	numeric-8.2	0	6835	-
204	q81_acqu..	-	discrete	numeric-8.2	0	6835	-
205	q8111_mn..	-	discrete	numeric-1.0	6826	9	-
206	q8112_co..	-	discrete	numeric-1.0	6826	9	-
207	q8113_so..	-	discrete	numeric-1.0	6814	21	-
208	q8114_au..	-	discrete	character-8	1	0	-
209	q8121_mn..	-	discrete	numeric-1.0	6826	9	-
210	q8122_co..	-	discrete	numeric-1.0	6826	9	-
211	q8123_so..	-	discrete	numeric-1.0	4761	2074	-
212	q8124_au..	-	discrete	numeric-8.2	0	6835	-
213	q8131_mn..	-	discrete	numeric-1.0	6826	9	-
214	q8132_co..	-	discrete	numeric-1.0	6826	9	-
215	q8133_so..	-	discrete	numeric-1.0	5164	1671	-
216	q8134_au..	-	discrete	numeric-8.2	0	6835	-
217	q8141_mn..	-	discrete	numeric-1.0	6826	9	-
218	q8142_co..	-	discrete	numeric-1.0	6826	9	-
219	q8143_so..	-	discrete	numeric-1.0	1187	5648	-
220	q8144_au..	-	discrete	numeric-8.2	0	6835	-
221	q8151_mn..	-	discrete	numeric-1.0	6826	9	-
222	q8152_co..	-	discrete	numeric-1.0	6826	9	-
223	q8153_so..	-	discrete	numeric-1.0	4288	2547	-
224	q8154_au..	-	discrete	character-28	4	0	-
225	q81511_m..	-	discrete	numeric-1.0	4288	2547	-
226	q81512_c..	-	discrete	numeric-1.0	4288	2547	-
227	q81513_s..	-	discrete	numeric-1.0	2306	4529	-
228	q81514_a..	-	discrete	character-34	4	0	-
229	q81521_m..	-	discrete	numeric-1.0	4288	2547	-
230	q81522_c..	-	discrete	numeric-1.0	4288	2547	-
231	q81523_s..	-	discrete	numeric-1.0	366	6469	-
232	q81524_a..	-	discrete	character-22	2	0	-
233	q51531_m..	-	discrete	numeric-1.0	4288	2547	-
234	q81532_c..	-	discrete	numeric-1.0	4288	2547	-
235	q81533_s..	-	discrete	numeric-1.0	2776	4059	-
236	q81534_a..	-	discrete	numeric-8.2	0	6835	-

File MENAGE_SAN1_2024							
#	Name	Label	Type	Format	Valid	Invalid	Question
237	q81541_m..	-	discrete	numeric-1.0	4288	2547	-
238	q81542_c..	-	discrete	numeric-1.0	4288	2547	-
239	q81543_s..	-	discrete	numeric-1.0	807	6028	-
240	q81544_a..	-	discrete	character-12	2	0	-
241	q8161_mn..	-	discrete	numeric-1.0	6826	9	-
242	q8162_co..	-	discrete	numeric-1.0	6826	9	-
243	q8163_so..	-	discrete	numeric-1.0	5159	1676	-
244	q8164_au..	-	discrete	numeric-8.2	0	6835	-
245	q81611_m..	-	discrete	numeric-1.0	5159	1676	-
246	q81612_c..	-	discrete	numeric-1.0	5159	1676	-
247	q81613_s..	-	discrete	numeric-1.0	839	5996	-
248	q81614_a..	-	discrete	numeric-8.2	0	6835	-
249	q81621_m..	-	discrete	numeric-1.0	5159	1676	-
250	q81622_c..	-	discrete	numeric-1.0	5159	1676	-
251	q81623_s..	-	discrete	numeric-1.0	4381	2454	-
252	q81624_a..	-	discrete	numeric-8.2	0	6835	-
253	q81631_m..	-	discrete	numeric-1.0	5159	1676	-
254	q81632_c..	-	discrete	numeric-1.0	5159	1676	-
255	q81633_s..	-	discrete	numeric-1.0	1449	5386	-
256	q81634_a..	-	discrete	numeric-8.2	0	6835	-
257	q8171_mn..	-	discrete	numeric-1.0	6826	9	-
258	q8172_co..	-	discrete	numeric-1.0	6826	9	-
259	q8173_so..	-	discrete	numeric-1.0	2035	4800	-
260	q8174_au..	-	discrete	numeric-8.2	0	6835	-
261	q81711_m..	-	discrete	numeric-1.0	2035	4800	-
262	q81712_c..	-	discrete	numeric-1.0	2035	4800	-
263	q81713_s..	-	discrete	numeric-1.0	838	5997	-
264	q81714_a..	-	discrete	numeric-8.2	0	6835	-
265	q81721_m..	-	discrete	numeric-1.0	2035	4800	-
266	q81722_c..	-	discrete	numeric-1.0	2035	4800	-
267	q81723_s..	-	discrete	numeric-1.0	413	6422	-
268	q81724_a..	-	discrete	numeric-8.2	0	6835	-
269	q8181_mn..	-	discrete	numeric-1.0	6826	9	-
270	q8182_co..	-	discrete	numeric-1.0	6826	9	-
271	q8183_so..	-	discrete	numeric-1.0	5669	1166	-
272	q8184_au..	-	discrete	character-8	1	0	-
273	q8191_m..	-	discrete	numeric-1.0	6826	9	-
274	q8192_co..	-	discrete	numeric-1.0	6826	9	-
275	q8193_so..	-	discrete	numeric-1.0	3795	3040	-

File MENAGE_SAN1_2024							
#	Name	Label	Type	Format	Valid	Invalid	Question
276	q8194_au..	-	discrete	character-13	2	0	-
277	q81101_m..	-	discrete	numeric-1.0	6826	9	-
278	q81102_c..	-	discrete	numeric-1.0	6826	9	-
279	q81103_s..	-	discrete	numeric-1.0	6037	798	-
280	q81104_a..	-	discrete	character-6	1	0	-
281	q821a_au..	-	discrete	numeric-1.0	6826	9	-
282	q821b_co..	-	discrete	numeric-1.0	1600	5235	-
283	q822a_do..	-	discrete	numeric-1.0	6826	9	-
284	q822b_co..	-	discrete	numeric-1.0	1076	5759	-
285	q823a_jo..	-	discrete	numeric-1.0	6826	9	-
286	q823b_co..	-	discrete	numeric-1.0	649	6186	-
287	question..	-	discrete	numeric-8.2	0	6835	-
288	q83F1_in..	-	discrete	numeric-2.0	6826	9	-
289	q83F2_pa..	-	discrete	numeric-2.0	6826	9	-
290	q83F3_no..	-	discrete	numeric-2.0	6826	9	-
291	q83F4_sa..	-	discrete	numeric-2.0	6826	9	-
292	q83F5_pa..	-	discrete	numeric-2.0	6826	9	-
293	q83F6_pl..	-	discrete	numeric-2.0	6826	9	-
294	q83F6a_p..	-	discrete	numeric-2.0	2509	4326	-
295	q83F6b_f..	-	discrete	numeric-2.0	1510	5325	-
296	q83F7_fa..	-	discrete	numeric-2.0	6826	9	-
297	q83F7a_f..	-	discrete	numeric-2.0	2317	4518	-
298	q83F7b_f..	-	discrete	numeric-2.0	1452	5383	-
299	q83F8_sa..	-	discrete	numeric-2.0	6826	9	-
300	q83F8a_s..	-	discrete	numeric-2.0	1216	5619	-
301	q83F8b_f..	-	discrete	numeric-2.0	843	5992	-
302	q83D1_de..	-	continuous	numeric-7.0	6826	9	-
303	q83D2_po..	-	continuous	numeric-7.2	6826	9	-
304	q83D3_qu..	-	continuous	numeric-6.0	6826	9	-
305	q83D4_qu..	-	continuous	numeric-6.0	6826	9	-
306	q83D5_qu..	-	continuous	numeric-5.0	6826	9	-
307	q841_ali..	-	discrete	numeric-1.0	6826	9	-
308	q842_emp..	-	discrete	numeric-1.0	6826	9	-
309	q843_lim..	-	discrete	numeric-1.0	6826	9	-
310	q844_dim..	-	discrete	numeric-1.0	6826	9	-
311	q845_red..	-	discrete	numeric-1.0	6826	9	-
312	q846_jou..	-	discrete	numeric-1.0	6826	9	-
313	q847_env..	-	discrete	numeric-1.0	6826	9	-
314	q851_ven..	-	discrete	numeric-1.0	6826	9	-

File MENAGE_SAN1_2024							
#	Name	Label	Type	Format	Valid	Invalid	Question
315	q852_ven..	-	discrete	numeric-1.0	6826	9	-
316	q853_red..	-	discrete	numeric-1.0	6826	9	-
317	q854_dep..	-	discrete	numeric-1.0	6826	9	-
318	q855_ach..	-	discrete	numeric-1.0	6826	9	-
319	q856_emp..	-	discrete	numeric-1.0	6826	9	-
320	q857_ven..	-	discrete	numeric-1.0	6826	9	-
321	q858_dim..	-	discrete	numeric-1.0	6826	9	-
322	q859_ven..	-	discrete	numeric-1.0	6826	9	-
323	q8510_ve..	-	discrete	numeric-1.0	6826	9	-
324	q8511_ve..	-	discrete	numeric-1.0	6826	9	-
325	q8512_re..	-	discrete	numeric-1.0	6826	9	-
326	q8513_pr..	-	discrete	numeric-1.0	6826	9	-
327	q8514_mi..	-	discrete	numeric-1.0	6826	9	-
328	q8515_me..	-	discrete	numeric-1.0	6826	9	-
329	q9_besoi..	-	discrete	numeric-8.2	0	6835	-
330	q91_bene..	-	discrete	numeric-8.2	0	6835	-
331	q91_1_no..	-	discrete	numeric-1.0	6826	9	-
332	q91_2_bo..	-	discrete	numeric-1.0	6826	9	-
333	q91_3_se..	-	discrete	numeric-1.0	6826	9	-
334	q91_4_se..	-	discrete	numeric-1.0	6826	9	-
335	q91_5_al..	-	discrete	numeric-1.0	6826	9	-
336	q91_6_tr..	-	discrete	numeric-1.0	6826	9	-
337	q91_7_au..	-	discrete	numeric-1.0	6826	9	-
338	q91_7a_p..	-	discrete	character-80	71	0	-
339	q91_8_au..	-	discrete	numeric-1.0	4353	2482	-
340	q91_9_nsp	-	discrete	numeric-1.0	1437	5398	-
341	q91_10_r..	-	discrete	numeric-1.0	1344	5491	-
342	q92_beso..	-	discrete	numeric-2.0	6826	9	-
343	q93_deux..	-	discrete	numeric-8.2	0	6835	-
344	q931_sem..	-	discrete	numeric-1.0	6346	489	-
345	q932_eng..	-	discrete	numeric-1.0	6346	489	-
346	q933_pes..	-	discrete	numeric-1.0	6346	489	-
347	q934_out..	-	discrete	numeric-1.0	6346	489	-
348	q935_acc..	-	discrete	numeric-1.0	6346	489	-
349	q936_acc..	-	discrete	numeric-1.0	6346	489	-
350	q937_ali..	-	discrete	numeric-1.0	6346	489	-
351	q938_ser..	-	discrete	numeric-1.0	6346	489	-
352	q939_int..	-	discrete	numeric-1.0	6346	489	-
353	q9310_ve..	-	discrete	numeric-1.0	6346	489	-

File MENAGE_SAN1_2024							
#	Name	Label	Type	Format	Valid	Invalid	Question
354	q9311_re..	-	discrete	numeric-1.0	6346	489	-
355	q9312_ai..	-	discrete	numeric-1.0	6346	489	-
356	q9313_ai..	-	discrete	numeric-1.0	6346	489	-
357	q9314_ac..	-	discrete	numeric-1.0	6346	489	-
358	q9315_ai..	-	discrete	numeric-1.0	6346	489	-
359	q9316_ai..	-	discrete	numeric-1.0	6346	489	-
360	q9317_pr..	-	discrete	numeric-1.0	6346	489	-
361	q9318_in..	-	discrete	numeric-1.0	6346	489	-
362	q9319_so..	-	discrete	numeric-1.0	6346	489	-
363	q9320_re..	-	discrete	numeric-1.0	6346	489	-
364	q9321_so..	-	discrete	numeric-1.0	6346	489	-
365	q9322_au..	-	discrete	numeric-1.0	6346	489	-
366	q9322a_p..	-	discrete	character-193	242	-	-
367	q96a_sit..	-	discrete	numeric-2.0	6826	9	-
368	q96b_que..	-	discrete	character-177	3638	-	-
369	q10a_mon..	-	continuous	numeric-7.3	6826	9	-
370	q10b_fre..	-	discrete	numeric-1.0	483	6352	-
371	q10c_tra..	-	discrete	numeric-1.0	288	6547	-
372	q11a_mon..	-	continuous	numeric-7.0	6826	9	-
373	q11b_fre..	-	discrete	numeric-1.0	156	6679	-
374	q11c_tra..	-	discrete	numeric-1.0	92	6743	-
375	q12_nbre..	-	continuous	numeric-12.2	6826	9	-
376	q13_mont..	-	continuous	numeric-7.0	6826	9	-
377	q14_nbre..	-	continuous	numeric-6.0	6826	9	-
378	q15_nbre..	-	discrete	numeric-4.0	6826	9	-
379	q16_donn..	-	discrete	numeric-8.2	0	6835	-
380	callback	-	discrete	numeric-1.0	6826	9	-
381	closeout	-	discrete	numeric-8.2	0	6835	-
382	Intervie..	-	discrete	character-18	6835	0	-
383	time	-	discrete	character-19	6835	0	-
384	id	_id	continuous	numeric-12.0	6835	0	-
385	uuid	_uuid	discrete	character-36	6835	0	-
386	submissi..	_submission_time	continuous	numeric-40.2	6835	0	-
387	validati..	_validation_status	discrete	numeric-8.2	0	6835	-
388	notes	_notes	discrete	numeric-8.2	0	6835	-
389	status	_status	discrete	character-17	6835	0	-
390	submitte..	_submitted_by	discrete	numeric-8.2	0	6835	-
391	version	__version__	discrete	character-22	6835	0	-
392	tags	_tags	discrete	numeric-8.2	0	6835	-

File MENAGE_SAN1_2024							
#	Name	Label	Type	Format	Valid	Invalid	Question
393	index	_index	continuous	numeric-4.0	6835	0	-

Variables Description

Dataset contains 424 variable(s)

File : ENFANT_SAN1_2024

q161_num_enfant

Information [Type= discrete] [Format=numeric] [Range= 1-7] [Missing=*]

Statistics [NW/ W] [Valid=4357 /-] [Invalid=0 /-]

Value	Label	Cases	Percentage
1		2951	67.7%
2		1006	23.1%
3		265	6.1%
4		94	2.2%
5		32	0.7%
6		7	0.2%
7		2	0.0%

Warning: these figures indicate the number of cases found in the data file. They cannot be interpreted as summary statistics of the population of interest.

q162_nom_prenom_enfant

Information [Type= discrete] [Format=character] [Missing=*]

Statistics [NW/ W] [Valid=4357 /-] [Invalid=0 /-]

q163_sexe_enfant

Information [Type= discrete] [Format=numeric] [Range= 1-2] [Missing=*]

Statistics [NW/ W] [Valid=4357 /-] [Invalid=0 /-]

Value	Label	Cases	Percentage
1		2266	52.0%
2		2091	48.0%

Warning: these figures indicate the number of cases found in the data file. They cannot be interpreted as summary statistics of the population of interest.

q164_age_enfant

Information [Type= continuous] [Format=numeric] [Range= 6-59] [Missing=*]

Statistics [NW/ W] [Valid=4357 /-] [Invalid=0 /-] [Mean=33.824 /-] [StdDev=14.701 /-]

q165_perimet_brachial_enft

Information [Type= continuous] [Format=numeric] [Range= 0-1880] [Missing=*]

Statistics [NW/ W] [Valid=4357 /-] [Invalid=0 /-] [Mean=158.952 /-] [StdDev=126.289 /-]

q166_couleur_mesure

Information [Type= discrete] [Format=numeric] [Range= 1-3] [Missing=*]

Statistics [NW/ W] [Valid=4357 /-] [Invalid=0 /-]

Value	Label	Cases	Percentage
1		4310	98.9%
2		38	0.9%
3		9	0.2%

Warning: these figures indicate the number of cases found in the data file. They cannot be interpreted as summary statistics of the population of interest.

q167_presen_oedemes_bilatero

Information [Type= discrete] [Format=numeric] [Range= 0-1] [Missing=*]

Statistics [NW/ W] [Valid=4357 /-] [Invalid=0 /-]

Value	Label	Cases	Percentage
0		4295	98.6%

File : ENFANT_SAN1_2024

q167_presen_oedemes_bilatero

Value	Label	Cases	Percentage
1		62	1.4%

Warning: these figures indicate the number of cases found in the data file. They cannot be interpreted as summary statistics of the population of interest.

q168_enfant_malade

Information [Type= discrete] [Format=character] [Missing=*]

Statistics [NW/ W] [Valid=4357 /-] [Invalid=0 /-]

Value	Label	Cases	Percentage
0		3129	71.8%
1		342	7.8%
1 2		219	5.0%
1 3		11	0.3%
1 4		36	0.8%
1 5		1	0.0%
1 6		19	0.4%
1 7		19	0.4%
1 8		13	0.3%
2		228	5.2%
2 1		48	1.1%
2 3		7	0.2%
2 4		32	0.7%
2 5		2	0.0%
2 6		25	0.6%
2 7		12	0.3%
2 8		19	0.4%
3		10	0.2%
3 1		4	0.1%
3 2		7	0.2%
3 6		1	0.0%
4		39	0.9%
4 1		7	0.2%
4 2		14	0.3%
4 6		12	0.3%
4 7		3	0.1%
4 8		2	0.0%
5		3	0.1%
5 1		1	0.0%
6		6	0.1%
6 1		2	0.0%
6 2		2	0.0%
6 4		7	0.2%
6 8		1	0.0%
7		17	0.4%
7 1		1	0.0%
7 2		4	0.1%

File : ENFANT_SAN1_2024

q168_enfant_malade

Value	Label	Cases	Percentage
7 4		2	0.0%
8		47	1.1%
8 1		2	0.0%
8 2		1	0.0%

Warning: these figures indicate the number of cases found in the data file. They cannot be interpreted as summary statistics of the population of interest.

q168_enfant_malade0: q168_enfant_malade/0

Information	[Type= discrete] [Format=numeric] [Range= 0-1] [Missing=*]
Statistics [NW/ W]	[Valid=4357 /-] [Invalid=0 /-]

Value	Label	Cases	Percentage
0		1228	28.2%
1		3129	71.8%

Warning: these figures indicate the number of cases found in the data file. They cannot be interpreted as summary statistics of the population of interest.

q168_enfant_malade1: q168_enfant_malade/1

Information	[Type= discrete] [Format=numeric] [Range= 0-1] [Missing=*]
Statistics [NW/ W]	[Valid=4357 /-] [Invalid=0 /-]

Value	Label	Cases	Percentage
0		3632	83.4%
1		725	16.6%

Warning: these figures indicate the number of cases found in the data file. They cannot be interpreted as summary statistics of the population of interest.

q168_enfant_malade2: q168_enfant_malade/2

Information	[Type= discrete] [Format=numeric] [Range= 0-1] [Missing=*]
Statistics [NW/ W]	[Valid=4357 /-] [Invalid=0 /-]

Value	Label	Cases	Percentage
0		3737	85.8%
1		620	14.2%

Warning: these figures indicate the number of cases found in the data file. They cannot be interpreted as summary statistics of the population of interest.

q168_enfant_malade3: q168_enfant_malade/3

Information	[Type= discrete] [Format=numeric] [Range= 0-1] [Missing=*]
Statistics [NW/ W]	[Valid=4357 /-] [Invalid=0 /-]

Value	Label	Cases	Percentage
0		4317	99.1%
1		40	0.9%

Warning: these figures indicate the number of cases found in the data file. They cannot be interpreted as summary statistics of the population of interest.

q168_enfant_malade4: q168_enfant_malade/4

Information	[Type= discrete] [Format=numeric] [Range= 0-1] [Missing=*]
Statistics [NW/ W]	[Valid=4357 /-] [Invalid=0 /-]

Value	Label	Cases	Percentage
0		4203	96.5%
1		154	3.5%

Warning: these figures indicate the number of cases found in the data file. They cannot be interpreted as summary statistics of the population of interest.

File : ENFANT_SAN1_2024

q168_enfant_malade5: q168_enfant_malade/5

Information [Type= discrete] [Format=numeric] [Range= 0-1] [Missing=*]

Statistics [NW/ W] [Valid=4357 /-] [Invalid=0 /-]

Value	Label	Cases	Percentage
0		4350	99.8%
1		7	0.2%

Warning: these figures indicate the number of cases found in the data file. They cannot be interpreted as summary statistics of the population of interest.

q168_enfant_malade6: q168_enfant_malade/6

Information [Type= discrete] [Format=numeric] [Range= 0-1] [Missing=*]

Statistics [NW/ W] [Valid=4357 /-] [Invalid=0 /-]

Value	Label	Cases	Percentage
0		4282	98.3%
1		75	1.7%

Warning: these figures indicate the number of cases found in the data file. They cannot be interpreted as summary statistics of the population of interest.

q168_enfant_malade7: q168_enfant_malade/7

Information [Type= discrete] [Format=numeric] [Range= 0-1] [Missing=*]

Statistics [NW/ W] [Valid=4357 /-] [Invalid=0 /-]

Value	Label	Cases	Percentage
0		4299	98.7%
1		58	1.3%

Warning: these figures indicate the number of cases found in the data file. They cannot be interpreted as summary statistics of the population of interest.

q168_enfant_malade8: q168_enfant_malade/8

Information [Type= discrete] [Format=numeric] [Range= 0-1] [Missing=*]

Statistics [NW/ W] [Valid=4357 /-] [Invalid=0 /-]

Value	Label	Cases	Percentage
0		4272	98.0%
1		85	2.0%

Warning: these figures indicate the number of cases found in the data file. They cannot be interpreted as summary statistics of the population of interest.

q168a_autre_maladie_enft

Information [Type= discrete] [Format=character] [Missing=*]

Statistics [NW/ W] [Valid=85 /-] [Invalid=0 /-]

Value	Label	Cases	Percentage
ABCES SUR LA PEAU		1	1.2%
ANEMIE		5	5.9%
ANNEMIE		1	1.2%
BEGALEMENT		1	1.2%
BOUTONS SUR LA TETE		1	1.2%
BOUTONS SUR LE CORPS		1	1.2%
BRULURE PAR ECHAPPEMENT DE MOTO		1	1.2%

File : ENFANT_SAN1_2024

q168a_autre_maladie_enft

Value	Label	Cases	Percentage
CARENCE ALIMENTAIRE		1	1.2%
CONGENITALE		1	1.2%
CRISES		1	1.2%
DENTITION		2	2.4%
ECOULEMENT DES JEUX		1	1.2%
GRATAGE DES YEUX		1	1.2%
HEMORROIDES		1	1.2%
INFECTION		2	2.4%
INFECTION MAUX D OREILLES		1	1.2%
INFECTIONS		6	7.1%
IRRUPTION CUTANEE		1	1.2%
L'ENFANT DEPUIS HIER EST MALADE : DIARRHEE ,FIE' ET VOMISSEMENT		1	1.2%
L'INAPETIE RHUME		1	1.2%
LA TOUX		1	1.2%
LA TOUX		9	10.6%
LES PLAIES		1	1.2%
LES PLAIES DANS LA BOUCHE		1	1.2%
MANQUE D'APPETIT		2	2.4%
MAUX DE TETE		1	1.2%
MAUX DE VENTRE		5	5.9%
NE PARLE PAS		1	1.2%
PLAIE SUR LA TETE		1	1.2%
PLAIES BUCCALE		1	1.2%
PLAIS INTESTINALE		1	1.2%
PROBLEME D'OREILLES IL N'ENTEND PAS		1	1.2%
RHUME		2	2.4%
SOUS TRAITEMENT		1	1.2%

File : ENFANT_SAN1_2024

q168a_autre_maladie_enft

Value	Label	Cases	Percentage
DE REDRESSEMENT DES PIED EN X			
TEIGNE		1	1.2%
TOUX		20	23.5%
TOUX, PLAIES		1	1.2%
VARICELLE		2	2.4%
VOMISSEMENT		1	1.2%
VOMISSEMENT TOUX		1	1.2%

Warning: these figures indicate the number of cases found in the data file. They cannot be interpreted as summary statistics of the population of interest.

q169_enfant_inscrit_programme_nu

Information	[Type= discrete] [Format=numeric] [Range= 0-2] [Missing=*]		
Statistics [NW/ W]	[Valid=4357 /-] [Invalid=0 /-]		
Value	Label	Cases	Percentage
0		4234	97.2%
1		42	1.0%
2		81	1.9%

Warning: these figures indicate the number of cases found in the data file. They cannot be interpreted as summary statistics of the population of interest.

index: _index

Information	[Type= continuous] [Format=numeric] [Range= 1-4357] [Missing=*]
Statistics [NW/ W]	[Valid=4357 /-] [Invalid=0 /-] [Mean=2179 /-] [StdDev=1257.902 /-]

parent_table_name: _parent_table_name

Information	[Type= discrete] [Format=character] [Missing=*]
Statistics [NW/ W]	[Valid=4357 /-] [Invalid=0 /-]

Value	Label	Cases	Percentage
FORMULAIRE MENAGE SAN - RIMA 2024 v01		4357	100.0%

Warning: these figures indicate the number of cases found in the data file. They cannot be interpreted as summary statistics of the population of interest.

parent_index: _parent_index

Information	[Type= continuous] [Format=numeric] [Range= 2-6834] [Missing=*]
Statistics [NW/ W]	[Valid=4357 /-] [Invalid=0 /-] [Mean=3207.925 /-] [StdDev=1989.06 /-]

submission_id: _submission_id

Information	[Type= continuous] [Format=numeric] [Range= 537597102-542381857] [Missing=*]
Statistics [NW/ W]	[Valid=4357 /-] [Invalid=0 /-] [Mean=539018624.054 /-] [StdDev=705697.866 /-]

submission_uuid: _submission_uuid

Information	[Type= discrete] [Format=character] [Missing=*]
Statistics [NW/ W]	[Valid=4357 /-] [Invalid=0 /-]

File : ENFANT_SAN1_2024

submission_submission_time: _submission_submission_time

Information [Type= continuous] [Format=numeric] [Range= 45348.3303472222-45361.7625347222] [Missing=*]

Statistics [NW/ W] [Valid=4357 /-] [Invalid=0 /-] [Mean=45351.774 /-] [StdDev=1.905 /-]

submission_validation_status: _submission_validation_status

Information [Type= discrete] [Format=numeric] [Missing=*]

Statistics [NW/ W] [Valid=0 /-] [Invalid=4357 /-]

Value	Label	Cases	Percentage
Sysmiss		4357	

Warning: these figures indicate the number of cases found in the data file. They cannot be interpreted as summary statistics of the population of interest.

submission_notes: _submission_notes

Information [Type= discrete] [Format=numeric] [Missing=*]

Statistics [NW/ W] [Valid=0 /-] [Invalid=4357 /-]

Value	Label	Cases	Percentage
Sysmiss		4357	

Warning: these figures indicate the number of cases found in the data file. They cannot be interpreted as summary statistics of the population of interest.

submission_status: _submission_status

Information [Type= discrete] [Format=character] [Missing=*]

Statistics [NW/ W] [Valid=4357 /-] [Invalid=0 /-]

Value	Label	Cases	Percentage
submitted_via_we		4357	100.0%

Warning: these figures indicate the number of cases found in the data file. They cannot be interpreted as summary statistics of the population of interest.

submission_submitted_by: _submission_submitted_by

Information [Type= discrete] [Format=numeric] [Missing=*]

Statistics [NW/ W] [Valid=0 /-] [Invalid=4357 /-]

Value	Label	Cases	Percentage
Sysmiss		4357	

Warning: these figures indicate the number of cases found in the data file. They cannot be interpreted as summary statistics of the population of interest.

submission__version: _submission__version__

Information [Type= discrete] [Format=character] [Missing=*]

Statistics [NW/ W] [Valid=4357 /-] [Invalid=0 /-]

Value	Label	Cases	Percentage
v5jC2z5FBrqmRS		4357	100.0%

Warning: these figures indicate the number of cases found in the data file. They cannot be interpreted as summary statistics of the population of interest.

submission_tags: _submission_tags

Information [Type= discrete] [Format=numeric] [Missing=*]

Statistics [NW/ W] [Valid=0 /-] [Invalid=4357 /-]

Value	Label	Cases	Percentage
Sysmiss		4357	

Warning: these figures indicate the number of cases found in the data file. They cannot be interpreted as summary statistics of the population of interest.

File : MENAGE_SAN1_2024

start

Information [Type= continuous] [Format=numeric] [Range= 45284.8239983912-45361.6676107523] [Missing=*]

Statistics [NW/ W] [Valid=6834 /-] [Invalid=1 /-] [Mean=45351.213 /-] [StdDev=2.046 /-]

end

Information [Type= continuous] [Format=numeric] [Range= 45348.3101435532-45361.7582329167] [Missing=*]

Statistics [NW/ W] [Valid=6835 /-] [Invalid=0 /-] [Mean=45351.807 /-] [StdDev=1.878 /-]

today

Information [Type= continuous] [Format=numeric] [Range= 45284-45361] [Missing=*]

Statistics [NW/ W] [Valid=6834 /-] [Invalid=1 /-] [Mean=45350.689 /-] [StdDev=2.065 /-]

deviceid

Information [Type= discrete] [Format=character] [Missing=*]

Statistics [NW/ W] [Valid=6834 /-] [Invalid=0 /-]

Value	Label	Cases	Percentage
collect:0N9g37V8		30	0.4%
collect:0tGH5vsP		30	0.4%
collect:0xtt9h34b		24	0.4%
collect:19zWN3al		30	0.4%
collect:1AZqSb7v		30	0.4%
collect:1HCXEYt		33	0.5%
collect:1ILhBoYv		25	0.4%
collect:1X4KtMq		30	0.4%
collect:1rCbNeys		25	0.4%
collect:26W3hzy4		34	0.5%
collect:2AAoIyXc		24	0.4%
collect:2OU8onLL		33	0.5%
collect:2TMwVXi		30	0.4%
collect:2h02Mf0W		35	0.5%
collect:2qBANXn		30	0.4%
collect:2rtzJtmdp		33	0.5%
collect:3GScoCn		22	0.3%
collect:3iVvaVb0		8	0.1%
collect:470SC1Hs		30	0.4%
collect:4OTpDIW		40	0.6%
collect:4XVve5wl		14	0.2%
collect:4kgQGAr		31	0.5%
collect:4t9Y193E		25	0.4%
collect:5Xzm3sw		26	0.4%
collect:6FATpSqI		35	0.5%
collect:6LnA2VsE		31	0.5%
collect:6Q111Flf		30	0.4%
collect:6U82Qh3f		43	0.6%
collect:6iZmA2Tz		30	0.4%
collect:6yQ5Bfsl		30	0.4%

File : MENAGE_SAN1_2024

deviceid

Value	Label	Cases	Percentage
collect:7K5UOBz		34	0.5%
collect:7RVembif		25	0.4%
collect:7aLG4QIE		34	0.5%
collect:80SWF7PI		25	0.4%
collect:8B9MmoI:		27	0.4%
collect:8EyQyQql		34	0.5%
collect:8H5ycMG		30	0.4%
collect:8HoK05XI		30	0.4%
collect:8IEbVsVy		30	0.4%
collect:8NdyzMz?		30	0.4%
collect:8QLspjE5l		40	0.6%
collect:8WVx4val		30	0.4%
collect:8ml0F5T9		33	0.5%
collect:93cgiLVEi		30	0.4%
collect:9CrDPsW·		19	0.3%
collect:9d5fTU7il		30	0.4%
collect:A5mdD0Q		30	0.4%
collect:AJHZQm7		28	0.4%
collect:ASQ6M9I		28	0.4%
collect:AejBrLOrt		30	0.4%
collect:AkBTyJ7q		32	0.5%
collect:AkSWRpE		20	0.3%
collect:AnhhEUv·		30	0.4%
collect:B44Q5FSI		7	0.1%
collect:Cgv5fpEIF		30	0.4%
collect:D0I3alI0H		30	0.4%
collect:D1KEtGN		22	0.3%
collect:D3waFSA		33	0.5%
collect:DZmlUQv		14	0.2%
collect:DqCrvrOz		30	0.4%
collect:DvAbGgv		30	0.4%
collect:EHTbHYJg		34	0.5%
collect:EJEGdSm		33	0.5%
collect:EQs8AoN.		21	0.3%
collect:EpJqOH5S		32	0.5%
collect:FQmPcVz		30	0.4%
collect:GMNSCg:		29	0.4%
collect:GNGXz5d		33	0.5%
collect:GVhZXg9		28	0.4%
collect:Gf1WgrSV		10	0.1%
collect:H5lv7G6II		35	0.5%
collect:HAW1Wb		30	0.4%
collect:HFDnS6p:		17	0.2%

File : MENAGE_SAN1_2024

deviceid

Value	Label	Cases	Percentage
collect:HGbGP9P		30	0.4%
collect:HGYKpuP		32	0.5%
collect:HH4VOzE		10	0.1%
collect:HHI8f2k3		32	0.5%
collect:HZiPT3Lr		33	0.5%
collect:HfOkr9XF		32	0.5%
collect:HoI8WkEJ		31	0.5%
collect:HqCckIHV		30	0.4%
collect:IB4noPx4		21	0.3%
collect:IJZb06RY		29	0.4%
collect:ITy0Np6D		35	0.5%
collect:IylhXKsY		30	0.4%
collect:J0UYeHQ		30	0.4%
collect:JXxvSnI8		30	0.4%
collect:JvKIFHiV		9	0.1%
collect:KBHMav2		31	0.5%
collect:KIYi9fXA		30	0.4%
collect:KY0nQSp		36	0.5%
collect:L5qgA3Uz		33	0.5%
collect:LYSWkLj		18	0.3%
collect:M7wXVq		18	0.3%
collect:MwQdUir		30	0.4%
collect:MxQNT0C		30	0.4%
collect:N564HNE		29	0.4%
collect:Nj8LZliUv		30	0.4%
collect:OPRE9KU		36	0.5%
collect:OWDoiTj		34	0.5%
collect:OaqB6jCe		21	0.3%
collect:Oy1tbpSU		9	0.1%
collect:PIw9o3AI		20	0.3%
collect:PeQS86yC		30	0.4%
collect:PzNYvsRI		30	0.4%
collect:Q1GN0V		33	0.5%
collect:QKnlIXzT		30	0.4%
collect:Qk1B8SfP		8	0.1%
collect:QqZUTVu		25	0.4%
collect:QtI39y7uF		28	0.4%
collect:QvD8GRJ		30	0.4%
collect:R1vqzIMK		30	0.4%
collect:RGhBAZI		30	0.4%
collect:RRk2BPF		30	0.4%
collect:RTbTF13a		27	0.4%
collect:RbBBV3F		30	0.4%

File : MENAGE_SAN1_2024

deviceid

Value	Label	Cases	Percentage
collect:RojMi9YC		22	0.3%
collect:Rt5uYIE1n		30	0.4%
collect:TnHbflXW		34	0.5%
collect:Tws7SaBF		30	0.4%
collect:U0tGB8M		23	0.3%
collect:UUEMISL		30	0.4%
collect:V1oMZK8		3	0.0%
collect:VSuXsr6C		21	0.3%
collect:VfSTdgiM		30	0.4%
collect:Viypwb1tl		4	0.1%
collect:VjP6NWJl		18	0.3%
collect:Vqx5yuhz:		30	0.4%
collect:W4DPlxpr		30	0.4%
collect:W83eVj4Z		35	0.5%
collect:WKVcplh:		30	0.4%
collect:WWjBTH'		32	0.5%
collect:WsNRmeV		30	0.4%
collect:XQ9bnXac		30	0.4%
collect:XS5nst1X		30	0.4%
collect:Xdu27D8r		25	0.4%
collect:XsuA7zdP		36	0.5%
collect:Y9cz136yl		30	0.4%
collect:YW0VIm7		31	0.5%
collect:YiXUI2Ml		33	0.5%
collect:Yy2Z75vX		30	0.4%
collect:ZFbhrzU7n		30	0.4%
collect:ZpzuaYclv		30	0.4%
collect:ZvVtJU3E		36	0.5%
collect:aM68GL0:		30	0.4%
collect:aWRetRsP		30	0.4%
collect:b0TV8lpT		25	0.4%
collect:b17eTKnx		30	0.4%
collect:b1yy3s30C		24	0.4%
collect:BJ07sY3U		20	0.3%
collect:bhTeVuIsI		35	0.5%
collect:bpvOrLbB		34	0.5%
collect:c8rFM2uz:		33	0.5%
collect:cDNaxHE.		20	0.3%
collect:cPWFuzl7		30	0.4%
collect:cimAI2B1		35	0.5%
collect:cvmKKi0C		29	0.4%
collect:dNQysHo:		33	0.5%
collect:dSbFnvYr:		30	0.4%

File : MENAGE_SAN1_2024

deviceid

Value	Label	Cases	Percentage
collect:e3GqYF2M		32	0.5%
collect:e4Hnc4Zr		27	0.4%
collect:evoRIuyhc		3	0.0%
collect:fr8wqMP		34	0.5%
collect:fUF5akCL		31	0.5%
collect:g2SS0eLQ		30	0.4%
collect:g78NC5Fz		30	0.4%
collect:gKRNYgN		7	0.1%
collect:gT4rYuOL		20	0.3%
collect:gvbEWRu		33	0.5%
collect:hCLGkpiF		2	0.0%
collect:hScmzJ4o		30	0.4%
collect:hTTRZgaJ		30	0.4%
collect:hywGwNC		37	0.5%
collect:i5W296Fb		31	0.5%
collect:iJdTL0JAC		4	0.1%
collect:iW2c8Qvh		30	0.4%
collect:ieuxIIGHst		25	0.4%
collect:inTNRPrT		30	0.4%
collect:jO2IJvUTy		40	0.6%
collect:jVtNVvIW		32	0.5%
collect:jXmlamxe		30	0.4%
collect:k8DH19X.		30	0.4%
collect:kE0TEdSM		30	0.4%
collect:kFEpVs9Z		35	0.5%
collect:kGkzSRYc		33	0.5%
collect:kH5YyRz:		2	0.0%
collect:krsWvD0C		30	0.4%
collect:kwA0bhc4		30	0.4%
collect:l7DTRvbS		30	0.4%
collect:lCVlIrJ05\		13	0.2%
collect:ILJ0K6ZK		34	0.5%
collect:IYIfvH3N'		32	0.5%
collect:laBxNpaV		30	0.4%
collect:mCWk6wt		35	0.5%
collect:mUPN30L		30	0.4%
collect:mgmtZAK		32	0.5%
collect:mpF2IWel		24	0.4%
collect:mr7ihjDIG		10	0.1%
collect:mtkJggIW		35	0.5%
collect:n0Ool1rPv		33	0.5%
collect:nFyZpPrB		30	0.4%
collect:o2AVsA7l		30	0.4%

File : MENAGE_SAN1_2024

deviceid

Value	Label	Cases	Percentage
collect:o9p6jvmuc		30	0.4%
collect:oBvhloNK		6	0.1%
collect:oC2WIIzpl		32	0.5%
collect:p6pIMrQ8		32	0.5%
collect:p7Ej85ZE		31	0.5%
collect:p8y8EeUC		32	0.5%
collect:pXblqkfx		29	0.4%
collect:pufTkf27Y		30	0.4%
collect:q6SMPii5s		32	0.5%
collect:qCKRwOy		30	0.4%
collect:qFJykGHx		30	0.4%
collect:qJKnWcjC		14	0.2%
collect:qXyv8NV:		30	0.4%
collect:qynyLHHt		25	0.4%
collect:rKEbvZeP		30	0.4%
collect:reJeRfLwt		31	0.5%
collect:rqOb46Hp		30	0.4%
collect:ruhepwQ1		30	0.4%
collect:s6Xq6wjtE		30	0.4%
collect:sKiniQBC		1	0.0%
collect:so0us8EO0		9	0.1%
collect:tSpvls49yf		30	0.4%
collect:ts06Hfxz1		5	0.1%
collect:urDg7YFs		30	0.4%
collect:vECGEMs		30	0.4%
collect:vNsFAdH		25	0.4%
collect:vSlk6RoLl		30	0.4%
collect:vg4RRDa5		30	0.4%
collect:vhW2XgC		30	0.4%
collect:vpYQvVC		30	0.4%
collect:vvHHSHU		33	0.5%
collect:wDqQnY2		32	0.5%
collect:wU7fNXv		30	0.4%
collect:wWI8zZ5l		30	0.4%
collect:woaIvwAr		25	0.4%
collect:xLYLy1Vl		24	0.4%
collect:xLIIY5XP;		41	0.6%
collect:xo0rJKuqr		2	0.0%
collect:yv9A8294		30	0.4%
collect:zAKG7HP		20	0.3%
collect:zM5yG8T		28	0.4%
collect:zUfG2Mfz		32	0.5%
collect:zbpHLnZ9		33	0.5%

File : MENAGE_SAN1_2024

deviceid

Value	Label	Cases	Percentage
collect:zcy7Qunn;		17	0.2%
collect:zhMxG4pj		34	0.5%
collect:zkpWl6Llf		14	0.2%

Warning: these figures indicate the number of cases found in the data file. They cannot be interpreted as summary statistics of the population of interest.

Logo_TOGO

Information	[Type= discrete] [Format=numeric] [Missing=*]
Statistics [NW/ W]	[Valid=0 /-] [Invalid=6835 /-]

Value	Label	Cases	Percentage
Sysmiss		6835	

Warning: these figures indicate the number of cases found in the data file. They cannot be interpreted as summary statistics of the population of interest.

enquete_sec_ali_nutri

Information	[Type= discrete] [Format=numeric] [Missing=*]
Statistics [NW/ W]	[Valid=0 /-] [Invalid=6835 /-]

Value	Label	Cases	Percentage
Sysmiss		6835	

Warning: these figures indicate the number of cases found in the data file. They cannot be interpreted as summary statistics of the population of interest.

enquete_menage

Information	[Type= discrete] [Format=numeric] [Missing=*]
Statistics [NW/ W]	[Valid=0 /-] [Invalid=6835 /-]

Value	Label	Cases	Percentage
Sysmiss		6835	

Warning: these figures indicate the number of cases found in the data file. They cannot be interpreted as summary statistics of the population of interest.

q01_num_quest

Information	[Type= discrete] [Format=numeric] [Range= 1-10] [Missing=*]
Statistics [NW/ W]	[Valid=6835 /-] [Invalid=0 /-]

Value	Label	Cases	Percentage
1		733	10.7%
2		714	10.4%
3		690	10.1%
4		699	10.2%
5		679	9.9%
6		674	9.9%
7		669	9.8%
8		678	9.9%
9		649	9.5%
10		650	9.5%

Warning: these figures indicate the number of cases found in the data file. They cannot be interpreted as summary statistics of the population of interest.

q02_date_start_enq

Information	[Type= continuous] [Format=numeric] [Range= 44984-45380] [Missing=*]
Statistics [NW/ W]	[Valid=6835 /-] [Invalid=0 /-] [Mean=45350.627 /-] [StdDev=5.526 /-]

File : MENAGE_SAN1_2024

q03_time_start_enq

Information [Type= discrete] [Format=character] [Missing=*]

Statistics [NW/ W] [Valid=6835 /-] [Invalid=0 /-]

q1A1a_enqueteur

Information [Type= continuous] [Format=numeric] [Range= 1-42512007] [Missing=*]

Statistics [NW/ W] [Valid=6835 /-] [Invalid=0 /-] [Mean=6226.575 /-] [StdDev=514212.086 /-]

q1A1b_nom_enqt

Information [Type= discrete] [Format=character] [Missing=*]

Statistics [NW/ W] [Valid=6835 /-] [Invalid=0 /-]

Value	Label	Cases	Percentage
1		2	0.0%
18		1	0.0%
32		1	0.0%
5		3	0.0%
97752250		1	0.0%
ABASSA YAWO ZESSOU		29	0.4%
ABOUGNA YAA CHRISTINE		30	0.4%
ADEDI K.M JEAN		4	0.1%
ADEDI K.M. JEAN		21	0.3%
ADODO		1	0.0%
ADODO KODJO		29	0.4%
AFANTODJI AKOETE		30	0.4%
AFFO-BODY ABODOU KABIROU		36	0.5%
AFFO-WALOH FADILOU		30	0.4%
AGATE		1	0.0%
AGATE PELE BERNARD		1	0.0%
AGATE PELEI BERNARD		28	0.4%
AGBEDIGNI ZOMBLEWOU		1	0.0%
AGBEDIGNI ZOMBLEWOU		33	0.5%
AGBLEZE NULANYO		1	0.0%
AGBLEZE NULANYO		1	0.0%

File : MENAGE_SAN1_2024

q1A1b_nom_enqt

Value	Label	Cases	Percentage
AGBLEZE NULANYO KODZO		28	0.4%
AGBODEMEGBI KOKOU ATSOU MARC		29	0.4%
AGBOGLA KOSSI		32	0.5%
AGBOTSE KOSSI MAWULI		29	0.4%
AGBOTSE KOSSI Y		1	0.0%
AGLEBE YAO MAWUNYO		30	0.4%
AGOUDA		3	0.0%
AGOUDA AHMED		25	0.4%
AGOUZOU ESSOHOUNA		22	0.3%
AHONDO ADJO		1	0.0%
AKODA MAWENA KOFFI		30	0.4%
AKPAGNAN MONDOMNOUV		33	0.5%
AKPALIGAN KOMLA MAWUNYO		30	0.4%
AKPAMADJI		1	0.0%
AKPAMADJI ABDOUL- SAKWANE		34	0.5%
ALANDA		1	0.0%
ALANDA DISSIRAMA JOSEPH		1	0.0%
ALANDA DISSIRAMA		1	0.0%
ALANDA DISSIRAMA JOSEPH		1	0.0%
ALANDA DISSIRAMA JOSEPH		29	0.4%
ALASSANI NOURIDINE		34	0.5%
ALEYA MOITAPARI ADINANE		40	0.6%
ALI YATCH E OMAR		1	0.0%

File : MENAGE_SAN1_2024

q1A1b_nom_enqt

Value	Label	Cases	Percentage
ALI YATCHE OMAR		29	0.4%
ALOUBISSIKI DONTOU		32	0.5%
AMAAH		1	0.0%
AMAAH YOMA		2	0.0%
AMAAH YOMA ATEBRE		31	0.5%
AMBASSA YAWO ZESSOU		1	0.0%
AMEGA		1	0.0%
AMEGA KOSSI		29	0.4%
AMEGAN		1	0.0%
AMEGAN KOFFI ROBERT		29	0.4%
AMOUNA		1	0.0%
AMOUNA KOSSI TETE		28	0.4%
ANOUNKOU ABDOU - BASSITE A		30	0.4%
ASSIONTEMBA MAKAHA		30	0.4%
ATCHA AFFO K. ODJOUBARI		30	0.4%
ATCHITSOGBE AKOUVI GISELE		29	0.4%
ATCHITSOGBE AKOUVI Y		1	0.0%
ATCHOLI		2	0.0%
ATCHOLI PALAKIYEM		31	0.5%
ATRAH KOFFI FAKONAM		33	0.5%
ATSU		2	0.0%
ATSU AFI		33	0.5%
ATTA MANA KOUDOUGOUT.		30	0.4%
ATTAH		1	0.0%
ATTAH KODZO HONORE ELOM		29	0.4%
AWADE		1	0.0%
AWADE PIWEMDEOU		29	0.4%

File : MENAGE_SAN1_2024

q1A1b_nom_enqt

Value	Label	Cases	Percentage
AWOROBOU-DAROU MOUBARAK		30	0.4%
AYIH KLAKPASSO BIOVA		25	0.4%
AZIADAPOU KAYI		1	0.0%
AZIADAPOU KAYI MAWUSSI		29	0.4%
AZIAKONOU		2	0.0%
AZIAKONOU ATSU		28	0.4%
BABAKA KOUMFELGUEM		30	0.4%
BABERE ASSOSSIMNA		30	0.4%
BADJONA		1	0.0%
BADJONA DEFAORE CHRISTIAN		30	0.4%
BADOUTCHIA		2	0.0%
BADOUTCHIA BANABENDOU		33	0.5%
BAGNINDAMA LOTA		33	0.5%
BAGUEWABEN.		1	0.0%
BAGUEWABEN. KPANKA		1	0.0%
BAGUEWABEN. KPANKA		26	0.4%
BAGUEWAVEN. KPANKA		1	0.0%
BAGUEWAVEN. KPANKA 91		1	0.0%
BAKELE FAGDEBA		30	0.4%
BAKOUNDI AYEKINAM		40	0.6%
BAMA BATAKA		30	0.4%
BARNABO EUGENIE		3	0.0%
BARNABO EUGENIE NAABE		26	0.4%
BASSABI NATCHIPOU		37	0.5%
BASSIMBOKOA MALOUMITE		30	0.4%

File : MENAGE_SAN1_2024

q1A1b_nom_enqt

Value	Label	Cases	Percentage
BASSOME LAWA		18	0.3%
BASSOWA HOURA N'BA		3	0.0%
BASSOWA HOURA N'BA HOURA		27	0.4%
BATCHASSI		1	0.0%
BATCHASSI ESSOTOLOM		32	0.5%
BATCHETA BARNABE		30	0.4%
BAWA YAYA		30	0.4%
BAYALE SANA		32	0.5%
BEKA		4	0.1%
BEKA MAFOUBE		26	0.4%
BELLO TAIDOU		30	0.4%
BIELO ATANI		34	0.5%
BILLI BADOMAYEDA		34	0.5%
BINEBA NIGARE		30	0.4%
BINTETA		1	0.0%
BINTETA KATAKI		29	0.4%
BITHO		7	0.1%
BITHO TOM- MEGUIZA		23	0.3%
BOUMBONE KAMPATIBE		5	0.1%
BOUMBONEKA		1	0.0%
DANDJESS0 TONOU		1	0.0%
DANDJESSO		1	0.0%
DANDJESSO TONOU		28	0.4%
DASSIMWAI MAZALO		30	0.4%
DECKON KOMI		1	0.0%
DECKON KOMI LUDOVIC		25	0.4%
DECREMER ALEXANDRE BAGUIBASSA		33	0.5%
DEGBE KOFFI		30	0.4%

File : MENAGE_SAN1_2024

q1A1b_nom_enqt

Value	Label	Cases	Percentage
DEKON KOMI LUDOVIC		1	0.0%
DEVIA HAMKOU SEMENYO		29	0.4%
DILAFOR YAO		30	0.4%
DJAKA ESSI		1	0.0%
DJAKRA DJOBOLA		30	0.4%
DJANDJARGOU DJARIDJA		32	0.5%
DJATOITE BOUNTIEBE		30	0.4%
DJEKRE FERKPAWA		30	0.4%
DJIKOUNOU KOMI		30	0.4%
DOLAMA TOMSIWA		32	0.5%
DOLLA TEGNON		32	0.5%
DOSSOU AMEVI		32	0.5%
DOUMEVI		1	0.0%
DOUMEVI BLEOUSSI JACQUES		29	0.4%
DOUTI		1	0.0%
DOUTI BANAME		28	0.4%
DOUTI BONBILA		29	0.4%
DOWATANTI MOUGABE		30	0.4%
DZADE AKUYO SITSOFE		29	0.4%
DZADE AKUYO SITSOFR		1	0.0%
EBO KODJO MESSA		31	0.5%
EDJOYE MADINANAOU		25	0.4%
EKPE DERIC		30	0.4%
ELEWOGBO		1	0.0%
ELEWOGBO FOLLY		6	0.1%
ELIA KOKOU ROLAND		31	0.5%
ETSE		2	0.0%

File : MENAGE_SAN1_2024

q1A1b_nom_enqt

Value	Label	Cases	Percentage
ETSE KOMLA MAWUNA		28	0.4%
FAONGOU		2	0.0%
FAONGOU FALAKILA		32	0.5%
FELI KWAMI THOMAS		30	0.4%
FINTAKPA		1	0.0%
FINTAKPA WENMEODAH		24	0.4%
FIOKPONOU KOMLANVI DAVID		16	0.2%
GADIGBE APELI KOFFI GILBERT		30	0.4%
GAMADO ADJO		30	0.4%
GANA		1	0.0%
GANA KODJO		31	0.5%
GATO AMAVI		25	0.4%
GLIGBANOU KOMIVI		30	0.4%
GMAKOUBA NADJIR		20	0.3%
GNAMSE ESSOSSIMNA		5	0.1%
GNINDA KOMLAN		34	0.5%
HALOUTOLOU		2	0.0%
HALOUTOLOU SAMA		23	0.3%
HEYOU WIYAO RODRIGUE		30	0.4%
HODIN KOFFI		30	0.4%
HOLOGNON KODJO		30	0.4%
HOUMBE		1	0.0%
HOUMBE NOUROUDINI		32	0.5%
HOZOU KEMEADOU		32	0.5%
KANAKATOM ROMEO KOUBODANA		35	0.5%
KANFOR- LARE KANLOUCTE		30	0.4%
KARISSI MANANAMESS		31	0.5%

File : MENAGE_SAN1_2024

q1A1b_nom_enqt

Value	Label	Cases	Percentage
KARKA K. AGNONTEME		30	0.4%
KASSEGNE KOMLAN		30	0.4%
KERIM		1	0.0%
KERIM GNON		31	0.5%
KITAYA		1	0.0%
KITAYA YAOVI MAGNOULELE		32	0.5%
KOLANI GOUNPANI		30	0.4%
KOMI		3	0.0%
KOMI KOSSIWA		22	0.3%
KOMMANDAN KOSSI FELIX		32	0.5%
KONDI KOMI		1	0.0%
KONGONGUE NIGAME		30	0.4%
KONLAN DAMETOUGLE		17	0.2%
KOTO KOKOU		30	0.4%
KOUKOURA TIBANGUIBE		29	0.4%
KOUMAYE IRASSOLE SAFIOU		32	0.5%
KOUTOUM		2	0.0%
KOUTOUM AFIO		28	0.4%
KPANTE GNON		20	0.3%
KPASSAGOU		1	0.0%
KPASSAGOU TOMBENA MARENE KAMADE		34	0.5%
KPELAFIA		1	0.0%
KPELAFIA ALI TAOFIK		30	0.4%
KPODJRO KOKOU		27	0.4%
KPOMASSI DATE ADOUKONOU		33	0.5%
L		1	0.0%
LABANME BEGANE		28	0.4%
LAMBIMA DANGIMA		14	0.2%

File : MENAGE_SAN1_2024

q1A1b_nom_enqt

Value	Label	Cases	Percentage
LAMBONI DAGO		29	0.4%
LAMBONI PIKABE		25	0.4%
LAMBONI TALATE DENIS		32	0.5%
LANGBOGMA BILIBI		33	0.5%
LANZARE TCHIRIFOU KOSSI		30	0.4%
LARY MOUFAMLALO		28	0.4%
LASSINDALA SIMGOUNA		28	0.4%
LASSINDALA SIMGOUNA		6	0.1%
LASSINDLA SIMGOUNA		1	0.0%
LITAABA- AKILA ETOMAKA		35	0.5%
LODGUENA NANTAENABE		32	0.5%
LOTE BANIDJA		32	0.5%
MABA		1	0.0%
MABA LIGUIBA		29	0.4%
MAKOUWI		1	0.0%
MAKOUWI N'DJIGMATCHE		31	0.5%
MAMPOUME N'BALAMON		24	0.4%
MARDJOA NAGUEPOUKIN		29	0.4%
MATANIM BAWENADOUH		24	0.4%
MATANIM BAWENADOUH		6	0.1%
MEMEM ABDOU- FALILOU		28	0.4%
MEMEME		1	0.0%
MEMEME MATCHI		29	0.4%
MIBIBA LAMOUTIDJA		21	0.3%
MINDA GMALGA		33	0.5%
MOUKPA		5	0.1%

File : MENAGE_SAN1_2024

q1A1b_nom_enqt

Value	Label	Cases	Percentage
MOUKPA N'DOUSSANDO		29	0.4%
MOUKPA NITAGNAMMI		30	0.4%
N		1	0.0%
N'DATI DJATCHAN		33	0.5%
N'DJAMBARA NADOH		19	0.3%
N'DJAMBARA. NADOH		1	0.0%
N'GANI KIBALO		34	0.5%
N'GANI R		1	0.0%
N'KONTE N'PAOULI N'TIEKE		30	0.4%
N'TCHA		1	0.0%
N'TCHA BAIKOUANA		29	0.4%
N'TSOULEY		1	0.0%
N'TSOULEY MAWUTO		29	0.4%
NADJO N'DIBAGNI		30	0.4%
NAGANDI NANDJ		1	0.0%
NAGANDI NANDJI		29	0.4%
NAGBIDJA		1	0.0%
NAGBIDJA MALBRO		29	0.4%
NAMOINE SAMBOGOU GNANLE		30	0.4%
NAMPOADJA		1	0.0%
NAMPOADJA BALIGHAMI		29	0.4%
NANGUETIE DAMIDJOE		32	0.5%
NANKOSSO BIFALIGMA		30	0.4%
NAPO KPANTE MOHAMED		30	0.4%
NGUISSAN KOSSI		30	0.4%
NOBO KOMLA		1	0.0%
NOBO KOMLA MOKPOKPO		24	0.4%
NOBO KOMLA MOKPOKPO 90		3	0.0%

File : MENAGE_SAN1_2024

q1A1b_nom_enqt

Value	Label	Cases	Percentage
NOBO KOMLA MOKPOKPO 92		1	0.0%
NOUKALA KOAMI		24	0.4%
NYADZI SENYO AUGUSTIN		30	0.4%
NYAM KOFFI		30	0.4%
OIRO-TAGBA NOUHOUM		1	0.0%
ONIAYE KOMLAVI EFAABOE		29	0.4%
ONIAYE KOMLAVI EFAABOE. '		1	0.0%
OTIO SOUBEROU		30	0.4%
OURO ADJANA ABOUBAKARI		1	0.0%
OURO ADJANA YISSAO		1	0.0%
OURO- TAGBA NOUHOUM		2	0.0%
OURO-DJOBO MOUKAILOU		32	0.5%
OURO-SAMAH		1	0.0%
OURO-SAMAH YOUSSIF		30	0.4%
OURO-SAMAH YOUSSIF 90 06 51 58		1	0.0%
OURO-TAGBA NOUHOUM		26	0.4%
OUROO- TAGBA NOUHOUM		1	0.0%
PADOMNAWE MASSAMESSO		30	0.4%
PALOU PANINEBINDOU		29	0.4%
PAOUA POZOLIMONDC		33	0.5%
PARGO PINIBE		40	0.6%
PAYAGUELE KODJO PYABALO		30	0.4%
PIKESSI KOFITSE		13	0.2%
PINANG BITAKIWE		1	0.0%

File : MENAGE_SAN1_2024

q1A1b_nom_enqt

Value	Label	Cases	Percentage
PITASSA ATINE-EDI		25	0.4%
POINADA YAKPADAN MANDE		24	0.4%
PONEI		1	0.0%
PONEI KADAGA DADEMA		34	0.5%
POTCHO PANESSE		29	0.4%
RABO		1	0.0%
RABO KOSSI		29	0.4%
RAOUFOU MAMODOU- SADIK		20	0.3%
SADIO LARDJA		17	0.2%
SALIFOU		1	0.0%
SALIFOU ABDOU- RACHIDOU		25	0.4%
SALIFOU FOUSSENI 702400		1	0.0%
SALIFOU- DJATO		1	0.0%
SALIFOU- DJATO SOULEYMAN		35	0.5%
SAMBIANI		1	0.0%
SAMBIANI BORE KAMPOUKSOA		29	0.4%
SANKOUMBINE DAMIGOU		30	0.4%
SARAGA AKPEGA		3	0.0%
SARAGA AKPEGA		23	0.3%
SARAGA. AKPEGA		4	0.1%
SELEMY BIFOA		30	0.4%
SEMA		1	0.0%
SEMA FAROUKOU		32	0.5%
SENOU MESSAN JEAN-MARIE		34	0.5%

File : MENAGE_SAN1_2024

q1A1b_nom_enqt

Value	Label	Cases	Percentage
SINDJALIM MASSABALO PATAYA		30	0.4%
SOIROU TINE		1	0.0%
SOMON KEBALO		32	0.5%
SOSSOU KOKOU GRACE		34	0.5%
SOULEMANE RACHID ARZOUMA		33	0.5%
SOUROU TINE		32	0.5%
TAKPA KOMITSE MAWUFE		30	0.4%
TALAKI ASSIMA		42	0.6%
TALAKI KEMEALO		33	0.5%
TALAKI Y		1	0.0%
TANDJATEBA KODJOVI 6		1	0.0%
TANDJATEBA KODJOVI ALETAKPA		29	0.4%
TATOA BAMA		30	0.4%
TCHABLY K. KOKOU		29	0.4%
TCHAGBELE		3	0.0%
TCHAGBELE SAMOUDINE		38	0.6%
TCHALIMDABA		10	0.1%
TCHALIMDABA ESSOWE		15	0.2%
TCHAMDJA GNIMDOU		34	0.5%
TCHEDRE NOUFOH		1	0.0%
TCHEDRE NOUFOH		32	0.5%
TCHINTCHIMA ISSIFOU ALAZA		30	0.4%
TINGBALE		2	0.0%
TINGBALE DJKPELE		29	0.4%
TINGBANLE DJKOELE		1	0.0%
TOGABA BADJOULTIEN/		30	0.4%

File : MENAGE_SAN1_2024

q1A1b_nom_enqt

Value	Label	Cases	Percentage
TOGNEGBE KODJO EDOH		32	0.5%
TOLOUA- BASSA MAATY'NBE		20	0.3%
TOSSOU MIDOMITON		1	0.0%
TOSSOU MIDOMITON GBENAKPON		29	0.4%
TOUA N'SELMA		30	0.4%
TSIKPLOUO AYAWAVI KEKLELI		30	0.4%
WAYA		1	0.0%
WAYA MABANDINE		29	0.4%
YAKANDJI N'GRAKIBA		30	0.4%
YAKNAMBE ASSETINA		30	0.4%
YANTA		1	0.0%
YANTA BALABE		32	0.5%

Warning: these figures indicate the number of cases found in the data file. They cannot be interpreted as summary statistics of the population of interest.

q1A1c_sexe_enq

Information	[Type= discrete] [Format=numeric] [Range= 1-2] [Missing=*]		
Statistics [NW/ W]	[Valid=6835 /-] [Invalid=0 /-]		
Value	Label	Cases	Percentage
1		6112	89.4%
2		723	10.6%

Warning: these figures indicate the number of cases found in the data file. They cannot be interpreted as summary statistics of the population of interest.

q1A1d_num_tel_enqt

Information	[Type= continuous] [Format=numeric] [Range= 70004018-99878017] [Missing=*]
Statistics [NW/ W]	[Valid=6835 /-] [Invalid=0 /-] [Mean=90786393.622 /-] [StdDev=4510688.151 /-]

introduction

Information	[Type= discrete] [Format=numeric] [Missing=*]
Statistics [NW/ W]	[Valid=0 /-] [Invalid=6835 /-]

Value	Label	Cases	Percentage
Sysmiss		6835	

Warning: these figures indicate the number of cases found in the data file. They cannot be interpreted as summary statistics of the population of interest.

resp_agree

Information	[Type= discrete] [Format=character] [Missing=*]
Statistics [NW/ W]	[Valid=6835 /-] [Invalid=0 /-]

File : MENAGE_SAN1_2024

resp_agree

Value	Label	Cases	Percentage
part_no		7	0.1%
part_not_now		2	0.0%
part_yes		6826	99.9%

Warning: these figures indicate the number of cases found in the data file. They cannot be interpreted as summary statistics of the population of interest.

WhenCallback

Information	[Type= continuous] [Format=numeric] [Range= 45354.8868055556-45355.6631944444] [Missing=*]
Statistics [NW/ W]	[Valid=2 /-] [Invalid=6833 /-] [Mean=45355.275 /-] [StdDev=0.549 /-]

CallbackMessageEN

Information	[Type= discrete] [Format=numeric] [Missing=*]
Statistics [NW/ W]	[Valid=0 /-] [Invalid=6835 /-]

Value	Label	Cases	Percentage
Sysmiss		6835	

Warning: these figures indicate the number of cases found in the data file. They cannot be interpreted as summary statistics of the population of interest.

Refusal

Information	[Type= discrete] [Format=numeric] [Missing=*]
Statistics [NW/ W]	[Valid=0 /-] [Invalid=6835 /-]

Value	Label	Cases	Percentage
Sysmiss		6835	

Warning: these figures indicate the number of cases found in the data file. They cannot be interpreted as summary statistics of the population of interest.

q1B1_region

Information	[Type= discrete] [Format=numeric] [Range= 2-6] [Missing=*]
Statistics [NW/ W]	[Valid=6826 /-] [Invalid=9 /-]

Value	Label	Cases	Percentage
2		1035	15.2%
3		2206	32.3%
4		962	14.1%
5		1379	20.2%
6		1244	18.2%
Sysmiss		9	

Warning: these figures indicate the number of cases found in the data file. They cannot be interpreted as summary statistics of the population of interest.

adm1_name

Information	[Type= discrete] [Format=character] [Missing=*]
Statistics [NW/ W]	[Valid=6826 /-] [Invalid=0 /-]

Value	Label	Cases	Percentage
CENTRALE		962	14.1%
KARA		1379	20.2%
MARITIME		1035	15.2%
PLATEAUX		2206	32.3%
SAVANES		1244	18.2%

Warning: these figures indicate the number of cases found in the data file. They cannot be interpreted as summary statistics of the population of interest.

File : MENAGE_SAN1_2024

q1B2_prefecture

Information [Type= continuous] [Format=numeric] [Range= 205-635] [Missing=*]

Statistics [NW/ W] [Valid=6826 /-] [Invalid=9 /-] [Mean=416.992 /-] [StdDev=134.767 /-]

adm2_name

Information [Type= discrete] [Format=character] [Missing=*]

Statistics [NW/ W] [Valid=6826 /-] [Invalid=0 /-]

Value	Label	Cases	Percentage
AGOU		200	2.9%
AKEBOU		202	3.0%
AMOU		150	2.2%
ANIE		195	2.9%
ASSOLI		200	2.9%
AVE		200	2.9%
BAS-MONO		200	2.9%
BASSAR		191	2.8%
BINAH		200	2.9%
BLITTA		200	2.9%
CINKASSE		168	2.5%
DANKPEN		200	2.9%
DANYI		183	2.7%
DOUFELGOU		188	2.8%
EST-MONO		201	2.9%
HAHO		190	2.8%
KERAN		200	2.9%
KLOTO		150	2.2%
KOZAH		200	2.9%
KPELE		150	2.2%
KPENDJAL		138	2.0%
KPENDJAL- OUEST		190	2.8%
LACS		127	1.9%
MO		200	2.9%
MOYEN- MONO		190	2.8%
OGOU		195	2.9%
OTI		201	2.9%
OTI-SUD		150	2.2%
SOTOUBOUA		200	2.9%
TANDJOARE		196	2.9%
TCHAMBA		171	2.5%
TCHAUDJO		191	2.8%
TONE		201	2.9%
VO		160	2.3%
WAWA		200	2.9%
YOTO		150	2.2%

File : MENAGE_SAN1_2024

adm2_name

Value	Label	Cases	Percentage
ZIO		198	2.9%

Warning: these figures indicate the number of cases found in the data file. They cannot be interpreted as summary statistics of the population of interest.

q1B4_canton

Information	[Type= continuous] [Format=numeric] [Range= 205102-635216] [Missing=*]
Statistics [NW/ W]	[Valid=6826 /-] [Invalid=9 /-] [Mean=417163.607 /-] [StdDev=134764.887 /-]

adm3_name

Information	[Type= discrete] [Format=character] [Missing=*]
Statistics [NW/ W]	[Valid=6826 /-] [Invalid=0 /-]

Value	Label	Cases	Percentage
ADJAHUN		10	0.1%
FIAGBE			
ADJENGRE		20	0.3%
ADZAKPA		20	0.3%
AFAGNAGAN		20	0.3%
AFAGNAN		40	0.6%
AFFEM		31	0.5%
AGBANDI		20	0.3%
AGBELOUVE		11	0.2%
AGBODRAFO		7	0.1%
AGOME		10	0.1%
AGOME		80	1.2%
KPALIME			
AGOME-		30	0.4%
GLOZOU			
AGOTIME		30	0.4%
NORD			
AGOU TAVIE		40	0.6%
AGOU YIBOE		10	0.1%
AGOUEGAN		10	0.1%
AGOULOU		30	0.4%
AHASSOME		20	0.3%
AHEPE		10	0.1%
AHLON		30	0.4%
AKEPE		29	0.4%
AKLAKOU		30	0.4%
AKOUMAPE		30	0.4%
AKPAKPAKPE		9	0.1%
AKPARE		25	0.4%
AKPONTE		40	0.6%
ALEDJO		10	0.1%
ALLAKOKO		10	0.1%
ALLOUM		20	0.3%
AMAIDE		5	0.1%

File : MENAGE_SAN1_2024

adm3_name

Value	Label	Cases	Percentage
AMOU-OBLO		50	0.7%
AMOUISSIME		40	0.6%
AMOUISSOU KOPE		10	0.1%
ANEHO		20	0.3%
ANIE		87	1.3%
ANIMA		10	0.1%
AOUDA		30	0.4%
ASRAMA		50	0.7%
ASSAHOUN/ ANDO		60	0.9%
ASSEDENA		10	0.1%
ATALOTE		20	0.3%
ATCHANGBADI		10	0.1%
ATCHAVE		40	0.6%
ATCHINEDJI		10	0.1%
ATTITOGON		60	0.9%
AVEDJE-ITADI		10	0.1%
BADIN		50	0.7%
BADOU		50	0.7%
BAFILO		89	1.3%
BAGA		10	0.1%
BALANKA		10	0.1%
BANGELI		37	0.5%
BAPURE		30	0.4%
BARKOISSI		30	0.4%
BASSAR		41	0.6%
BIANKOURI		21	0.3%
BITCHABE		10	0.1%
BLITTA VILLAGE		10	0.1%
BLITTA-GARE		20	0.3%
BOGOU		30	0.4%
BOMBOUAKA		8	0.1%
BORGOU		68	1.0%
BOUFALE		20	0.3%
BOULADE		31	0.5%
BOULOHO		30	0.4%
CINKASSE		58	0.8%
DAGBATI		40	0.6%
DAKO/ DAOUE		20	0.3%
DALAVE		20	0.3%
DALIA		10	0.1%

File : MENAGE_SAN1_2024

adm3_name

Value	Label	Cases	Percentage
DANYI KPETO-EVITA		5	0.1%
DANYI- ATIGBA- ELAVANYO		98	1.4%
DANYI- KAKPA		40	0.6%
DAPAONG		101	1.5%
DATCHA		30	0.4%
DEFALE		30	0.4%
DIMORI		54	0.8%
DJAGBLE		20	0.3%
DJAMA		40	0.6%
DJAMDE		11	0.2%
DJARKPANGA		40	0.6%
DJEMEGNI		9	0.1%
DJON		40	0.6%
DOGBENOU		30	0.4%
DOUME		19	0.3%
DZOLO		20	0.3%
DZREKPO		10	0.1%
EDZI		10	0.1%
EFOUKPA		10	0.1%
EKETO_GBAND N'KOUGNA_GO		40	0.6%
EKPEGNON		10	0.1%
ELAVAGNON		51	0.7%
EVOU		10	0.1%
FIATA		10	0.1%
GADJA		50	0.7%
GALANGASHIE		20	0.3%
GAME		50	0.7%
GANAVE		10	0.1%
GANDO		20	0.3%
GAPE-CENTRE		10	0.1%
GAPE-KPODJI		10	0.1%
GBENDE		20	0.3%
GBLAINVIE		20	0.3%
GBODJOME		30	0.4%
GBOTO		21	0.3%
GLEI		50	0.7%
GLIDJI		10	0.1%
GLITTO		18	0.3%
GNAGNA		30	0.4%
GOUBI		21	0.3%

File : MENAGE_SAN1_2024

adm3_name

Value	Label	Cases	Percentage
GUERIN-KOUKA		100	1.5%
HAHOMEGBE		10	0.1%
HELOTA		30	0.4%
HIHEATRO		20	0.3%
HOMPOU		10	0.1%
IMLE		10	0.1%
KABOLI		49	0.7%
KABOU		29	0.4%
KADAMBARA		36	0.5%
KADJALLA		40	0.6%
KAGNIGBARA		29	0.4%
KAMINA		71	1.0%
KANDE		40	0.6%
KANIAMBOUA		20	0.3%
KANTINDI		9	0.1%
KATCHENKE		10	0.1%
KATI		20	0.3%
KATOME		20	0.3%
KATORE		10	0.1%
KAZABOUA		30	0.4%
KEMERIDA		20	0.3%
KERIADE		10	0.1%
KESSIBO		10	0.1%
KETAO		49	0.7%
KEVE		41	0.6%
KIDJABOUN		10	0.1%
KOFFITI		40	0.6%
KOKA		10	0.1%
KOLO-KOPE		40	0.6%
KOMAH		20	0.3%
KORBONGOU		8	0.1%
KOUGNOHOU		20	0.3%
KOULFIEKOU		10	0.1%
KOUMEA		10	0.1%
KOUMONDE		10	0.1%
KOUNDJOARE		31	0.5%
KOUNTOIRE		10	0.1%
KOURIENTRE		10	0.1%
KOUSSOUNTOU		50	0.7%
KOUVE		20	0.3%
KPADAPE-WOME		30	0.4%
KPAHA		10	0.1%

File : MENAGE_SAN1_2024

adm3_name

Value	Label	Cases	Percentage
KPALAVE		11	0.2%
KPANGALAM		50	0.7%
KPARATAO		20	0.3%
KPATEGAN		10	0.1%
KPEDOME		11	0.2%
KPEKPLEME		40	0.6%
KPELE- DAWLOTOU		10	0.1%
KPELE- GBALADZE		20	0.3%
KPELE-GOVIE		10	0.1%
KPELE-NORD		40	0.6%
KPELE- NOVIVE		70	1.0%
KPESSI		20	0.3%
KPETE BENA		20	0.3%
KPETSOU		40	0.6%
KPIME		20	0.3%
KPINZINDE		10	0.1%
KPOME		10	0.1%
LAMA		120	1.8%
LAMA-DESSI		11	0.2%
LAMA-TESSI		30	0.4%
LANDA		10	0.1%
LANGABOU		10	0.1%
LASSA		10	0.1%
LEON		10	0.1%
LOKPARANO		20	0.3%
M'POTI		10	0.1%
MAMPROUGOU		10	0.1%
MANDOURI		25	0.4%
MANGA		10	0.1%
MANGO		91	1.3%
MISSION TOVE		27	0.4%
MOGOU		30	0.4%
MOME- HOUNKPATI		10	0.1%
MORETAN		50	0.7%
NADJOUNDI		29	0.4%
NADOBA		20	0.3%
NAGBENI		20	0.3%
NAKI-EST		50	0.7%
NAKI-OUEST		20	0.3%
NALI		10	0.1%

File : MENAGE_SAN1_2024

adm3_name

Value	Label	Cases	Percentage
NAMOUNDJOG.		30	0.4%
NANDOGA		10	0.1%
NANDOUTA		10	0.1%
NANO		28	0.4%
NATCHIBORE		10	0.1%
NATCHITIKPI		20	0.3%
NAWARE		10	0.1%
NAYEGA		30	0.4%
NOTSE		40	0.6%
NYOGBOSUD		10	0.1%
OGARO		10	0.1%
OSSACRE		40	0.6%
OUNABE		11	0.2%
OUNTIVOU		10	0.1%
PAGALA-GARE		21	0.3%
PAGOUDA		30	0.4%
PANA		30	0.4%
PAPRI		10	0.1%
PLIGOU		10	0.1%
POGNO		30	0.4%
POUDA		10	0.1%
PYA		10	0.1%
SADORI		10	0.1%
SAGBIEBOU		10	0.1%
SAIBOUDE		33	0.5%
SALIGBE		20	0.3%
SAM-NABA		30	0.4%
SANDA-KAGBANDA		10	0.1%
SANFATOUTE		13	0.2%
SEREBENE		41	0.6%
SESSARO		30	0.4%
SIU		28	0.4%
SIRKA		40	0.6%
SISSIAK		20	0.3%
SODO		10	0.1%
SOLLA		30	0.4%
SOTOUBOUA		30	0.4%
SOUDOU		40	0.6%
TABINDE		10	0.1%
TABLIGBO		40	0.6%
TADO		70	1.0%
TAKPAMBA		30	0.4%

File : MENAGE_SAN1_2024

adm3_name

Value	Label	Cases	Percentage
TAMBIGOU		14	0.2%
TAMBONGA		30	0.4%
TAMI		10	0.1%
TAMONGUE		40	0.6%
TAMPIALIME		20	0.3%
TCHALOUDE		10	0.1%
TCHAMBA		10	0.1%
TCHAMONGA		40	0.6%
TCHANAGA		30	0.4%
TCHARE		9	0.1%
TCHARE-BAOU		10	0.1%
TCHEBEBE		20	0.3%
TCHIFAMA		30	0.4%
TIMBOU		30	0.4%
TINDJASSI		68	1.0%
TOGOVILLE		10	0.1%
TOHOUN		20	0.3%
TOKPLI		10	0.1%
TOMEGBE		20	0.3%
TOMETY-KONDJI		9	0.1%
TOVEGAN		40	0.6%
TSEVIE		40	0.6%
VHE		20	0.3%
VO-KOUTIME		30	0.4%
VOGAN		30	0.4%
WAHALA		11	0.2%
WARENGO		10	0.1%
WELLY		9	0.1%
YALLA		9	0.1%
YIKPA		10	0.1%
YOKELE		10	0.1%
ZOGBEGAN		20	0.3%

Warning: these figures indicate the number of cases found in the data file. They cannot be interpreted as summary statistics of the population of interest.

q1B5_code_zd

Information [Type= continuous] [Format=numeric] [Range= 1-182] [Missing=*]

Statistics [NW/ W] [Valid=6826 /-] [Invalid=9 /-] [Mean=16.63 /-] [StdDev=22.273 /-]

adm4_name

Information [Type= discrete] [Format=character] [Missing=*]

Statistics [NW/ W] [Valid=6826 /-] [Invalid=0 /-]

File : MENAGE_SAN1_2024

adm4_name

Value	Label	Cases	Percentage
ZC A ZD 001 de ADOGBENOU RURAL		10	0.1%
ZC A ZD 001 de AFAGNAGAN URBAIN		10	0.1%
ZC A ZD 001 de AGOME-GLOZOU RURAL		10	0.1%
ZC A ZD 001 de AGOU YIBOE RURAL		10	0.1%
ZC A ZD 001 de AHLON RURAL		10	0.1%
ZC A ZD 001 de AKPONTE RURAL		10	0.1%
ZC A ZD 001 de AMOU-OBLO RURAL		10	0.1%
ZC A ZD 001 de ANIE RURAL		10	0.1%
ZC A ZD 001 de ANIMA RURAL		10	0.1%
ZC A ZD 001 de AOUDA RURAL		10	0.1%
ZC A ZD 001 de ASRAMA RURAL		10	0.1%
ZC A ZD 001 de BAFILO URBAIN		19	0.3%
ZC A ZD 001 de BORGOU RURAL		10	0.1%
ZC A ZD 001 de BOUFALE RURAL		10	0.1%
ZC A ZD 001 de BOULADE RURAL		11	0.2%
ZC A ZD 001 de DANYI-ATIGBA_DANY ELAVANYO RURAL		10	0.1%
ZC A ZD 001 de DIMORI RURAL		10	0.1%

File : MENAGE_SAN1_2024

adm4_name

Value	Label	Cases	Percentage
ZC A ZD 001 de DJARKPANGA URBAIN		13	0.2%
ZC A ZD 001 de DZOLO RURAL		10	0.1%
ZC A ZD 001 de GUERIN-KOUKA RURAL		10	0.1%
ZC A ZD 001 de HELOTA RURAL		10	0.1%
ZC A ZD 001 de KANDE URBAIN		10	0.1%
ZC A ZD 001 de KLABE EFOUKPA RURAL		10	0.1%
ZC A ZD 001 de KOMAH RURAL		10	0.1%
ZC A ZD 001 de KPADAPE_WOM RURAL		10	0.1%
ZC A ZD 001 de KPAHA RURAL		10	0.1%
ZC A ZD 001 de KPALAVE RURAL		11	0.2%
ZC A ZD 001 de KPIME RURAL		10	0.1%
ZC A ZD 001 de LAMA-DESSI RURAL		11	0.2%
ZC A ZD 001 de LANGABOU RURAL		10	0.1%
ZC A ZD 001 de MASSEDENA RURAL		10	0.1%
ZC A ZD 001 de MORETAN RURAL		10	0.1%
ZC A ZD 001 de NAMOUNDJOG. RURAL		10	0.1%
ZC A ZD 001 de SAM-NABA RURAL		10	0.1%
ZC A ZD 001 de SEREBENE RURAL		10	0.1%

File : MENAGE_SAN1_2024

adm4_name

Value	Label	Cases	Percentage
ZC A ZD 001 de SISSIAK RURAL		10	0.1%
ZC A ZD 001 de TAKPAMBA RURAL		10	0.1%
ZC A ZD 002 de AGOU TAVIE URBAIN		19	0.3%
ZC A ZD 002 de AHEPE RURAL		10	0.1%
ZC A ZD 002 de AMAIDE RURAL		5	0.1%
ZC A ZD 002 de BADIN RURAL		10	0.1%
ZC A ZD 002 de DANYI- ATIGBA_DANY ELAVANYO RURAL		10	0.1%
ZC A ZD 002 de DANYI- KAKPA RURAL		9	0.1%
ZC A ZD 002 de DATCHA RURAL		10	0.1%
ZC A ZD 002 de DJAMDE RURAL		11	0.2%
ZC A ZD 002 de DZOLO RURAL		10	0.1%
ZC A ZD 002 de ELAVAGNON URBAIN		10	0.1%
ZC A ZD 002 de IMLE RURAL		10	0.1%
ZC A ZD 002 de KANIAMBOUA RURAL		10	0.1%
ZC A ZD 002 de KATCHENKE RURAL		10	0.1%
ZC A ZD 002 de KAZABOUA RURAL		10	0.1%
ZC A ZD 002 de KOLO-KOPE RURAL		10	0.1%
ZC A ZD 002 de KPESI RURAL		9	0.1%

File : MENAGE_SAN1_2024

adm4_name

Value	Label	Cases	Percentage
ZC A ZD 002 de LANDA RURAL		10	0.1%
ZC A ZD 002 de LEON RURAL		10	0.1%
ZC A ZD 002 de MORETAN RURAL		10	0.1%
ZC A ZD 002 de NADJOUNDI RURAL		8	0.1%
ZC A ZD 002 de NAKI-EST URBAIN		9	0.1%
ZC A ZD 002 de NALI RURAL		10	0.1%
ZC A ZD 002 de NANO RURAL		10	0.1%
ZC A ZD 002 de SIOU RURAL		9	0.1%
ZC A ZD 002 de TABLIGBO URBAIN		10	0.1%
ZC A ZD 002 de TCHARE RURAL		9	0.1%
ZC A ZD 002 de TSEVIE URBAIN		11	0.2%
ZC A ZD 002 de VHE RURAL		11	0.2%
ZC A ZD 002 de YIKPA RURAL		10	0.1%
ZC A ZD 003 de ADJAHUN FIAGBE RURAL		10	0.1%
ZC A ZD 003 de AFFEM RURAL		19	0.3%
ZC A ZD 003 de AGOME RURAL		10	0.1%
ZC A ZD 003 de AGOU TAVIE RURAL		11	0.2%
ZC A ZD 003 de AKPAKPAKPE RURAL		9	0.1%
ZC A ZD 003 de AMOUSSOU KOPE RURAL		10	0.1%
ZC A ZD 003 de ATTITOGON RURAL		10	0.1%

File : MENAGE_SAN1_2024

adm4_name

Value	Label	Cases	Percentage
ZC A ZD 003 de AVEDJE-ITADI RURAL		10	0.1%
ZC A ZD 003 de BADIN RURAL		10	0.1%
ZC A ZD 003 de BAFILO URBAIN		10	0.1%
ZC A ZD 003 de BORGOU RURAL		10	0.1%
ZC A ZD 003 de BOULOHOU RURAL		15	0.2%
ZC A ZD 003 de DAKO/ DAOUDE RURAL		10	0.1%
ZC A ZD 003 de DANYI KPETO-EVITA RURAL		2	0.0%
ZC A ZD 003 de DATCHA RURAL		9	0.1%
ZC A ZD 003 de DIMORI RURAL		16	0.2%
ZC A ZD 003 de DJARKPANGA URBAIN		12	0.2%
ZC A ZD 003 de DOUME RURAL		9	0.1%
ZC A ZD 003 de EDZI RURAL		10	0.1%
ZC A ZD 003 de EKPEGNON RURAL		10	0.1%
ZC A ZD 003 de GBENDE RURAL		10	0.1%
ZC A ZD 003 de KADAMBARA RURAL		6	0.1%
ZC A ZD 003 de KANDE URBAIN		9	0.1%
ZC A ZD 003 de KANIAMBOUA RURAL		10	0.1%
ZC A ZD 003 de KATI RURAL		10	0.1%

File : MENAGE_SAN1_2024

adm4_name

Value	Label	Cases	Percentage
ZC A ZD 003 de KERIADE RURAL		10	0.1%
ZC A ZD 003 de KEVE RURAL		9	0.1%
ZC A ZD 003 de KOUNDJOARE RURAL		10	0.1%
ZC A ZD 003 de KPELE-NORD RURAL		10	0.1%
ZC A ZD 003 de KPELE-NOVIVE URBAIN		20	0.3%
ZC A ZD 003 de KPETSOU RURAL		10	0.1%
ZC A ZD 003 de MAMPROUGOU RURAL		10	0.1%
ZC A ZD 003 de NAKI-OUEST RURAL		10	0.1%
ZC A ZD 003 de NATCHITIKPI RURAL		10	0.1%
ZC A ZD 003 de NAWARE RURAL		10	0.1%
ZC A ZD 003 de OUNABE RURAL		11	0.2%
ZC A ZD 003 de POGNO RURAL		10	0.1%
ZC A ZD 003 de SAIBOUDE RURAL		5	0.1%
ZC A ZD 003 de SIRKA RURAL		10	0.1%
ZC A ZD 003 de SOLLA RURAL		10	0.1%
ZC A ZD 003 de SOTOUBOUA RURAL		10	0.1%
ZC A ZD 003 de TAMI RURAL		10	0.1%
ZC A ZD 003 de TCHAMBA RURAL		10	0.1%
ZC A ZD 003 de TCHARE-BAOU RURAL		10	0.1%

File : MENAGE_SAN1_2024

adm4_name

Value	Label	Cases	Percentage
ZC A ZD 003 de TINDJASSI RURAL		14	0.2%
ZC A ZD 003 de TOHOUN URBAIN		20	0.3%
ZC A ZD 004 de AGOME- GLOZOU RURAL		10	0.1%
ZC A ZD 004 de BLITTA VILLAGE RURAL		10	0.1%
ZC A ZD 004 de DANYI KPETO-EVITA RURAL		3	0.0%
ZC A ZD 004 de DANYI- ATIGBA_DANY ELAVANYO URBAIN		20	0.3%
ZC A ZD 004 de DEFALE RURAL		10	0.1%
ZC A ZD 004 de DOUME RURAL		10	0.1%
ZC A ZD 004 de ELAVAGNON URBAIN		11	0.2%
ZC A ZD 004 de EVOU RURAL		10	0.1%
ZC A ZD 004 de GAME RURAL		11	0.2%
ZC A ZD 004 de KAGNIGBARA RURAL		14	0.2%
ZC A ZD 004 de KETAO RURAL		10	0.1%
ZC A ZD 004 de KOUMEA RURAL		10	0.1%
ZC A ZD 004 de KPELE- GBALADZE RURAL		10	0.1%
ZC A ZD 004 de NADJOUNDI RURAL		11	0.2%
ZC A ZD 004 de NANDOGA URBAIN		10	0.1%

File : MENAGE_SAN1_2024

adm4_name

Value	Label	Cases	Percentage
ZC A ZD 004 de NANO RURAL		10	0.1%
ZC A ZD 004 de NATCHITIKPI RURAL		10	0.1%
ZC A ZD 004 de PAGOUDA URBAIN		10	0.1%
ZC A ZD 004 de POUDA RURAL		10	0.1%
ZC A ZD 004 de VHE RURAL		9	0.1%
ZC A ZD 004 de YOKELE RURAL		10	0.1%
ZC A ZD 005 de BAFILO URBAIN		10	0.1%
ZC A ZD 005 de KOFFITI RURAL		9	0.1%
ZC A ZD 005 de KPELE-GBALADZE RURAL		10	0.1%
ZC A ZD 006 de MOGOU RURAL		10	0.1%
ZC AA ZD 108 de DJAMA URBAIN		10	0.1%
ZC AB ZD 112 de KPANGALAM URBAIN		10	0.1%
ZC AC ZD 115 de DAPAONG URBAIN		10	0.1%
ZC AC ZD 115 de KPANGALAM URBAIN		10	0.1%
ZC AC ZD 144 de LAMA URBAIN		10	0.1%
ZC AE ZD 122 de DAPAONG URBAIN		9	0.1%
ZC AF ZD 160 de LAMA URBAIN		10	0.1%
ZC AG ZD 131 de DAPAONG URBAIN		10	0.1%

File : MENAGE_SAN1_2024

adm4_name

Value	Label	Cases	Percentage
ZC AK ZD 181 de LAMA URBAIN		10	0.1%
ZC AK ZD 182 de LAMA URBAIN		10	0.1%
ZC B ZD 003 de LAMA RURAL		10	0.1%
ZC B ZD 004 de ADZAKPA RURAL		10	0.1%
ZC B ZD 004 de AGOU TAVIE RURAL		10	0.1%
ZC B ZD 004 de AHLON RURAL		10	0.1%
ZC B ZD 004 de AKOUMAPE RURAL		10	0.1%
ZC B ZD 004 de ALEDJO RURAL		10	0.1%
ZC B ZD 004 de AMOUSSIME RURAL		10	0.1%
ZC B ZD 004 de BADOU RURAL		9	0.1%
ZC B ZD 004 de HOMPOU RURAL		10	0.1%
ZC B ZD 004 de KPANGALAM RURAL		10	0.1%
ZC B ZD 004 de KPELE- DAWLOTOU RURAL		10	0.1%
ZC B ZD 004 de MANGA RURAL		10	0.1%
ZC B ZD 004 de TCHIFAMA RURAL		10	0.1%
ZC B ZD 004 de YALLA RURAL		9	0.1%
ZC B ZD 005 de ADOBENOU RURAL		10	0.1%
ZC B ZD 005 de AFAGNAN RURAL		10	0.1%

File : MENAGE_SAN1_2024

adm4_name

Value	Label	Cases	Percentage
ZC B ZD 005 de AGBANDI RURAL		10	0.1%
ZC B ZD 005 de AGOUEGAN RURAL		10	0.1%
ZC B ZD 005 de AHASSOME RURAL		10	0.1%
ZC B ZD 005 de AKPONTE RURAL		10	0.1%
ZC B ZD 005 de ATALOTE RURAL		10	0.1%
ZC B ZD 005 de ATTITOGON RURAL		10	0.1%
ZC B ZD 005 de BANGELI RURAL		6	0.1%
ZC B ZD 005 de BLITTA-GARE URBAIN		10	0.1%
ZC B ZD 005 de BOMBOUAKA RURAL		8	0.1%
ZC B ZD 005 de BOULADE RURAL		10	0.1%
ZC B ZD 005 de BOULOHO RURAL		15	0.2%
ZC B ZD 005 de DANYI- ATIGBA_DANY ELAVANYO RURAL		10	0.1%
ZC B ZD 005 de GBENDE RURAL		10	0.1%
ZC B ZD 005 de KADAMBARA RURAL		10	0.1%
ZC B ZD 005 de KADJALLA RURAL		11	0.2%
ZC B ZD 005 de KATI RURAL		10	0.1%
ZC B ZD 005 de KEVE URBAIN		11	0.2%
ZC B ZD 005 de KPEDOME RURAL		11	0.2%

File : MENAGE_SAN1_2024

adm4_name

Value	Label	Cases	Percentage
ZC B ZD 005 de KPELE-NORD RURAL		10	0.1%
ZC B ZD 005 de KPELE-NOVIVE RURAL		10	0.1%
ZC B ZD 005 de KPINZINDE RURAL		10	0.1%
ZC B ZD 005 de NADOBA RURAL		10	0.1%
ZC B ZD 005 de NAMOUNDJOG, RURAL		10	0.1%
ZC B ZD 005 de SEREGBENE RURAL		11	0.2%
ZC B ZD 005 de SESSARO RURAL		9	0.1%
ZC B ZD 005 de SIOU RURAL		10	0.1%
ZC B ZD 005 de SODO RURAL		10	0.1%
ZC B ZD 005 de SOLLA RURAL		11	0.2%
ZC B ZD 005 de TAKPAMBA RURAL		10	0.1%
ZC B ZD 005 de TCHIFAMA RURAL		10	0.1%
ZC B ZD 005 de TINDJASSI RURAL		11	0.2%
ZC B ZD 005 de TOVEGAN RURAL		10	0.1%
ZC B ZD 006 de AGOTIME NORD RURAL		10	0.1%
ZC B ZD 006 de AHLON RURAL		10	0.1%
ZC B ZD 006 de AKLAKOU RURAL		10	0.1%
ZC B ZD 006 de AKPARE RURAL		8	0.1%
ZC B ZD 006 de AKPONTE RURAL		10	0.1%

File : MENAGE_SAN1_2024

adm4_name

Value	Label	Cases	Percentage
ZC B ZD 006 de BADIN RURAL		10	0.1%
ZC B ZD 006 de BOUFALE RURAL		10	0.1%
ZC B ZD 006 de BOULADE RURAL		10	0.1%
ZC B ZD 006 de DAGBATI RURAL		10	0.1%
ZC B ZD 006 de DANYI-ATIGBA_DANY ELAVANYO URBAIN		10	0.1%
ZC B ZD 006 de DANYI-KAKPA RURAL		11	0.2%
ZC B ZD 006 de DEFALE RURAL		10	0.1%
ZC B ZD 006 de DIMORI RURAL		8	0.1%
ZC B ZD 006 de ELAVAGNON URBAIN		10	0.1%
ZC B ZD 006 de GANAVE RURAL		10	0.1%
ZC B ZD 006 de GUERIN-KOUKA URBAIN		10	0.1%
ZC B ZD 006 de HAHOMEGBE RURAL		10	0.1%
ZC B ZD 006 de KAMINA RURAL		10	0.1%
ZC B ZD 006 de KANTINDI RURAL		9	0.1%
ZC B ZD 006 de KEMERIDA RURAL		10	0.1%
ZC B ZD 006 de KETAO RURAL		9	0.1%
ZC B ZD 006 de KOUMONDE RURAL		10	0.1%

File : MENAGE_SAN1_2024

adm4_name

Value	Label	Cases	Percentage
ZC B ZD 006 de KOUNTOIRE RURAL		10	0.1%
ZC B ZD 006 de KPADAPE_WOM RURAL		10	0.1%
ZC B ZD 006 de KPARATAO RURAL		10	0.1%
ZC B ZD 006 de KPELE-GOVIE RURAL		10	0.1%
ZC B ZD 006 de KPIME RURAL		10	0.1%
ZC B ZD 006 de LAMA URBAIN		10	0.1%
ZC B ZD 006 de LOKPANO RURAL		10	0.1%
ZC B ZD 006 de MANGO RURAL		10	0.1%
ZC B ZD 006 de NOTSE RURAL		11	0.2%
ZC B ZD 006 de PLIGOU RURAL		10	0.1%
ZC B ZD 006 de SAIBOUDE RURAL		12	0.2%
ZC B ZD 006 de SESSARO RURAL		11	0.2%
ZC B ZD 006 de SOUDOU RURAL		11	0.2%
ZC B ZD 006 de TAMONGUE RURAL		10	0.1%
ZC B ZD 006 de TCHAMONGA RURAL		10	0.1%
ZC B ZD 007 de AGOME-GLOZOU RURAL		10	0.1%
ZC B ZD 007 de ANIE URBAIN		9	0.1%
ZC B ZD 007 de ASSAHOUN/ ANDO RURAL		10	0.1%
ZC B ZD 007 de ATCHANGBADI RURAL		10	0.1%

File : MENAGE_SAN1_2024

adm4_name

Value	Label	Cases	Percentage
ZC B ZD 007 de BAFILO URBAIN		10	0.1%
ZC B ZD 007 de BASSAR URBAIN		11	0.2%
ZC B ZD 007 de ELAVAGNON RURAL		10	0.1%
ZC B ZD 007 de GADJA RURAL		10	0.1%
ZC B ZD 007 de GAME RURAL		10	0.1%
ZC B ZD 007 de GUERIN- KOUKA RURAL		10	0.1%
ZC B ZD 007 de KAGNIGBARA RURAL		15	0.2%
ZC B ZD 007 de KEVE RURAL		11	0.2%
ZC B ZD 007 de KIDJABOUN RURAL		10	0.1%
ZC B ZD 007 de KOURIENTRE RURAL		10	0.1%
ZC B ZD 007 de KPELE-NORD RURAL		10	0.1%
ZC B ZD 007 de KPETE BENA RURAL		10	0.1%
ZC B ZD 007 de KPETSOU RURAL		10	0.1%
ZC B ZD 007 de KPOME RURAL		10	0.1%
ZC B ZD 007 de LOKPANO RURAL		10	0.1%
ZC B ZD 007 de MANDOURI URBAIN		10	0.1%
ZC B ZD 007 de NADJOUNDI RURAL		10	0.1%
ZC B ZD 007 de NYOGBO- NORD_NYOGBO SUD RURAL		10	0.1%

File : MENAGE_SAN1_2024

adm4_name

Value	Label	Cases	Percentage
ZC B ZD 007 de OSSACRE RURAL		10	0.1%
ZC B ZD 007 de PALLAKOKO RURAL		10	0.1%
ZC B ZD 007 de SANDA- KAGBANDA RURAL		10	0.1%
ZC B ZD 007 de SIRKA RURAL		10	0.1%
ZC B ZD 007 de TABINDE RURAL		10	0.1%
ZC B ZD 007 de TADO RURAL		10	0.1%
ZC B ZD 007 de TAKPAMBA RURAL		10	0.1%
ZC B ZD 007 de TAMBONGA RURAL		10	0.1%
ZC B ZD 007 de TCHALOUDE RURAL		10	0.1%
ZC B ZD 007 de TCHAMONGA RURAL		10	0.1%
ZC B ZD 007 de TCHANAGA RURAL		10	0.1%
ZC B ZD 007 de TCHIFAMA RURAL		10	0.1%
ZC B ZD 007 de TINDJASSI RURAL		14	0.2%
ZC B ZD 007 de WARENGO RURAL		10	0.1%
ZC B ZD 007 de ZOGBEGAN RURAL		10	0.1%
ZC B ZD 008 de AFAGNAN RURAL		9	0.1%
ZC B ZD 008 de ANIE URBAIN		9	0.1%
ZC B ZD 008 de BAFILO URBAIN		10	0.1%
ZC B ZD 008 de BOGOU RURAL		10	0.1%

File : MENAGE_SAN1_2024

adm4_name

Value	Label	Cases	Percentage
ZC B ZD 008 de DIMORI RURAL		11	0.2%
ZC B ZD 008 de GBLAINVIE RURAL		11	0.2%
ZC B ZD 008 de GOUBI RURAL		11	0.2%
ZC B ZD 008 de HIHEATRO RURAL		10	0.1%
ZC B ZD 008 de KABOU RURAL		9	0.1%
ZC B ZD 008 de KAMINA RURAL		20	0.3%
ZC B ZD 008 de KETAO RURAL		10	0.1%
ZC B ZD 008 de KPADAPE_WOM RURAL		10	0.1%
ZC B ZD 008 de KPARATAO RURAL		10	0.1%
ZC B ZD 008 de KPETSOU RURAL		10	0.1%
ZC B ZD 008 de MANDOURI URBAIN		5	0.1%
ZC B ZD 008 de MANGO URBAIN		10	0.1%
ZC B ZD 008 de NAGBENI RURAL		10	0.1%
ZC B ZD 008 de NAKI-EST URBAIN		21	0.3%
ZC B ZD 008 de OUNTIVOU RURAL		10	0.1%
ZC B ZD 008 de SISSIAK RURAL		10	0.1%
ZC B ZD 008 de TAMBIGOU RURAL		8	0.1%
ZC B ZD 009 de BAFILO URBAIN		10	0.1%

File : MENAGE_SAN1_2024

adm4_name

Value	Label	Cases	Percentage
ZC B ZD 009 de CINKASSE URBAIN		8	0.1%
ZC B ZD 009 de DEFALE RURAL		10	0.1%
ZC B ZD 009 de KAMINA RURAL		10	0.1%
ZC B ZD 009 de KOULFIEKOU RURAL		10	0.1%
ZC B ZD 009 de M'POTI RURAL		10	0.1%
ZC B ZD 009 de MANGO RURAL		11	0.2%
ZC B ZD 009 de SIRKA RURAL		10	0.1%
ZC B ZD 009 de TAMPIALIME RURAL		10	0.1%
ZC B ZD 010 de BITCHABE RURAL		10	0.1%
ZC B ZD 010 de MANGO URBAIN		10	0.1%
ZC B ZD 010 de PANA RURAL		10	0.1%
ZC B ZD 010 de SIRKA RURAL		10	0.1%
ZC B ZD 011 de LASSA RURAL		10	0.1%
ZC C ZD 007 de AKOUMAPE RURAL		10	0.1%
ZC C ZD 007 de ALLOUM RURAL		10	0.1%
ZC C ZD 007 de KEMERIDA RURAL		10	0.1%
ZC C ZD 007 de KPATEGAN RURAL		10	0.1%
ZC C ZD 008 de AKPONTE RURAL		10	0.1%
ZC C ZD 008 de ALLOUM RURAL		10	0.1%
ZC C ZD 008 de BADOU RURAL		10	0.1%

File : MENAGE_SAN1_2024

adm4_name

Value	Label	Cases	Percentage
ZC C ZD 008 de DAKO/ DAOUDE RURAL		10	0.1%
ZC C ZD 008 de KANDE URBAIN		21	0.3%
ZC C ZD 008 de KAZABOUA RURAL		10	0.1%
ZC C ZD 008 de KOUGNOHOU URBAIN		10	0.1%
ZC C ZD 008 de PYA RURAL		10	0.1%
ZC C ZD 009 de AFFEM RURAL		1	0.0%
ZC C ZD 009 de AGOME KPALIME URBAIN		10	0.1%
ZC C ZD 009 de AGOTIME NORD RURAL		10	0.1%
ZC C ZD 009 de AMOUSSIME RURAL		10	0.1%
ZC C ZD 009 de BADOU URBAIN		10	0.1%
ZC C ZD 009 de DANYI- KAKPA RURAL		10	0.1%
ZC C ZD 009 de ELAVAGNON RURAL		10	0.1%
ZC C ZD 009 de GADJA RURAL		10	0.1%
ZC C ZD 009 de GAME RURAL		9	0.1%
ZC C ZD 009 de GBLAINVIE RURAL		9	0.1%
ZC C ZD 009 de KADJALLA RURAL		9	0.1%
ZC C ZD 009 de KATOME RURAL		10	0.1%
ZC C ZD 009 de KOUGNOHOU RURAL		10	0.1%

File : MENAGE_SAN1_2024

adm4_name

Value	Label	Cases	Percentage
ZC C ZD 009 de KOUNDJOARE RURAL		8	0.1%
ZC C ZD 009 de KPELE-NORD RURAL		10	0.1%
ZC C ZD 009 de KPELE-NOVIVE URBAIN		10	0.1%
ZC C ZD 009 de MANDOURI RURAL		10	0.1%
ZC C ZD 009 de PAGOUDA RURAL		10	0.1%
ZC C ZD 009 de SADORI RURAL		10	0.1%
ZC C ZD 009 de SAIBOUDE RURAL		16	0.2%
ZC C ZD 009 de SAM-NABA RURAL		7	0.1%
ZC C ZD 009 de TCHEBEBE RURAL		10	0.1%
ZC C ZD 010 de ADZAKPA RURAL		10	0.1%
ZC C ZD 010 de AGOME KPALIME URBAIN		11	0.2%
ZC C ZD 010 de AKEPE RURAL		9	0.1%
ZC C ZD 010 de ASRAMA RURAL		10	0.1%
ZC C ZD 010 de ATCHINEDJI RURAL		10	0.1%
ZC C ZD 010 de BADOU URBAIN		10	0.1%
ZC C ZD 010 de BASSAR RURAL		10	0.1%
ZC C ZD 010 de BIANKOURI RURAL		12	0.2%
ZC C ZD 010 de BLITTA-GARE URBAIN		10	0.1%

File : MENAGE_SAN1_2024

adm4_name

Value	Label	Cases	Percentage
ZC C ZD 010 de BOGOU RURAL		10	0.1%
ZC C ZD 010 de DJARKPANGA RURAL		3	0.0%
ZC C ZD 010 de GADJA RURAL		10	0.1%
ZC C ZD 010 de GAME RURAL		10	0.1%
ZC C ZD 010 de GAPE-KPODJI RURAL		10	0.1%
ZC C ZD 010 de GLITTO RURAL		8	0.1%
ZC C ZD 010 de GUERIN-KOUKA URBAIN		10	0.1%
ZC C ZD 010 de KATOME RURAL		10	0.1%
ZC C ZD 010 de KESSIBO RURAL		10	0.1%
ZC C ZD 010 de KEVE RURAL		10	0.1%
ZC C ZD 010 de NAKI-EST RURAL		10	0.1%
ZC C ZD 010 de NAYEGA RURAL		10	0.1%
ZC C ZD 010 de OSSACRE RURAL		10	0.1%
ZC C ZD 010 de SAM-NABA RURAL		13	0.2%
ZC C ZD 010 de TADO RURAL		10	0.1%
ZC C ZD 010 de TAMBIGOU RURAL		6	0.1%
ZC C ZD 010 de TINDJASSI RURAL		13	0.2%
ZC C ZD 010 de TOMEGBE RURAL		10	0.1%
ZC C ZD 011 de AFAGNAN RURAL		10	0.1%

File : MENAGE_SAN1_2024

adm4_name

Value	Label	Cases	Percentage
ZC C ZD 011 de AFFEM RURAL		11	0.2%
ZC C ZD 011 de AGOTIME NORD RURAL		10	0.1%
ZC C ZD 011 de ATALOTE RURAL		10	0.1%
ZC C ZD 011 de BAGA URBAIN		10	0.1%
ZC C ZD 011 de BASSAR RURAL		10	0.1%
ZC C ZD 011 de BOGOU RURAL		10	0.1%
ZC C ZD 011 de DALIA RURAL		10	0.1%
ZC C ZD 011 de DJARKPANGA RURAL		12	0.2%
ZC C ZD 011 de KOLO-KOPE RURAL		10	0.1%
ZC C ZD 011 de OGARO RURAL		10	0.1%
ZC C ZD 011 de SEREBBENE RURAL		10	0.1%
ZC C ZD 011 de TAMONGUE RURAL		10	0.1%
ZC C ZD 011 de TCHANAGA RURAL		10	0.1%
ZC C ZD 012 de ADJENGRE RURAL		9	0.1%
ZC C ZD 012 de AFAGNAN RURAL		11	0.2%
ZC C ZD 012 de HELOTA RURAL		10	0.1%
ZC C ZD 012 de KPANGALAM URBAIN		10	0.1%
ZC C ZD 012 de OSSACRE RURAL		10	0.1%
ZC C ZD 012 de PAGALA- GARE RURAL		15	0.2%

File : MENAGE_SAN1_2024

adm4_name

Value	Label	Cases	Percentage
ZC C ZD 012 de PANA RURAL		10	0.1%
ZC C ZD 012 de SEREGBENE RURAL		10	0.1%
ZC C ZD 012 de SESSARO RURAL		10	0.1%
ZC C ZD 012 de SIOU RURAL		9	0.1%
ZC C ZD 012 de TAMPIALIME RURAL		10	0.1%
ZC C ZD 012 de TCHANAGA RURAL		10	0.1%
ZC C ZD 012 de WELLY RURAL		9	0.1%
ZC C ZD 013 de ATTITOGON RURAL		10	0.1%
ZC C ZD 013 de NATCHIBORE RURAL		10	0.1%
ZC C ZD 013 de PANA RURAL		10	0.1%
ZC C ZD 014 de BASSAR URBAIN		10	0.1%
ZC C ZD 014 de NANO RURAL		8	0.1%
ZC C ZD 014 de TIMBOU RURAL		10	0.1%
ZC C ZD 015 de MANGO URBAIN		11	0.2%
ZC D ZD 010 de KOUVE RURAL		10	0.1%
ZC D ZD 011 de AKEPE RURAL		9	0.1%
ZC D ZD 011 de DANYI-ATIGBA_DANY ELAVANYO RURAL		10	0.1%
ZC D ZD 011 de DANYI-KAKPA RURAL		10	0.1%
ZC D ZD 011 de KATORE RURAL		10	0.1%

File : MENAGE_SAN1_2024

adm4_name

Value	Label	Cases	Percentage
ZC D ZD 011 de KOUNDJOARE RURAL		8	0.1%
ZC D ZD 012 de DJAMA RURAL		10	0.1%
ZC D ZD 012 de FIATA RURAL		10	0.1%
ZC D ZD 012 de KADJALLA RURAL		10	0.1%
ZC D ZD 012 de KAZABOUA RURAL		10	0.1%
ZC D ZD 012 de KOFFITI RURAL		10	0.1%
ZC D ZD 012 de KOKA URBAIN		10	0.1%
ZC D ZD 012 de KPELE-NOVIVE RURAL		10	0.1%
ZC D ZD 012 de PAGOUA RURAL		10	0.1%
ZC D ZD 012 de SOLLA RURAL		9	0.1%
ZC D ZD 012 de TOMEGBE RURAL		10	0.1%
ZC D ZD 012 de ZOGBEGAN RURAL		10	0.1%
ZC D ZD 013 de AHASSOME RURAL		10	0.1%
ZC D ZD 013 de AKLAKOU RURAL		11	0.2%
ZC D ZD 013 de AMOU-OBLO RURAL		10	0.1%
ZC D ZD 013 de AOUDA RURAL		9	0.1%
ZC D ZD 013 de BADOU URBAIN		11	0.2%
ZC D ZD 013 de BALANKA RURAL		10	0.1%

File : MENAGE_SAN1_2024

adm4_name

Value	Label	Cases	Percentage
ZC D ZD 013 de BARKOISSI RURAL		9	0.1%
ZC D ZD 013 de DANYI-ATIGBA_DANY ELAVANYO RURAL		10	0.1%
ZC D ZD 013 de EKETO_GBAND N'KOUGNA_GO RURAL		10	0.1%
ZC D ZD 013 de GALANGASHIE RURAL		10	0.1%
ZC D ZD 013 de GOUBI RURAL		10	0.1%
ZC D ZD 013 de KADJALLA RURAL		10	0.1%
ZC D ZD 013 de KOFFITI RURAL		10	0.1%
ZC D ZD 013 de KPELE-NOVIVE URBAIN		10	0.1%
ZC D ZD 013 de MISSION TOVE RURAL		9	0.1%
ZC D ZD 013 de NAKI-OUEST RURAL		10	0.1%
ZC D ZD 013 de TOVEGAN RURAL		10	0.1%
ZC D ZD 014 de AFAGNAGAN URBAIN		10	0.1%
ZC D ZD 014 de AGBODRAFO RURAL		7	0.1%
ZC D ZD 014 de AGOULOU RURAL		7	0.1%
ZC D ZD 014 de AKPARE RURAL		6	0.1%
ZC D ZD 014 de ANEHO URBAIN		10	0.1%
ZC D ZD 014 de DAGBATI RURAL		10	0.1%

File : MENAGE_SAN1_2024

adm4_name

Value	Label	Cases	Percentage
ZC D ZD 014 de DAPAONG URBAIN		10	0.1%
ZC D ZD 014 de DJON RURAL		10	0.1%
ZC D ZD 014 de GAME RURAL		10	0.1%
ZC D ZD 014 de GBOTO RURAL		11	0.2%
ZC D ZD 014 de KOUNDJOARE RURAL		5	0.1%
ZC D ZD 014 de KOUSSOUNTOU RURAL		10	0.1%
ZC D ZD 014 de NAMOUNDJOG, RURAL		10	0.1%
ZC D ZD 014 de NOTSE URBAIN		9	0.1%
ZC D ZD 014 de POGNO RURAL		10	0.1%
ZC D ZD 014 de TADO RURAL		10	0.1%
ZC D ZD 015 de AGOULOU RURAL		8	0.1%
ZC D ZD 015 de BARKOISSI RURAL		10	0.1%
ZC D ZD 015 de DJON RURAL		10	0.1%
ZC D ZD 015 de KOFFITI RURAL		11	0.2%
ZC D ZD 015 de KOLO-KOPE RURAL		10	0.1%
ZC D ZD 015 de KOUSSOUNTOU RURAL		10	0.1%
ZC D ZD 015 de KPESSI RURAL		11	0.2%
ZC D ZD 015 de SANFATOUTE RURAL		13	0.2%
ZC D ZD 015 de SOUDOU RURAL		9	0.1%
ZC D ZD 015 de TADO RURAL		10	0.1%

File : MENAGE_SAN1_2024

adm4_name

Value	Label	Cases	Percentage
ZC D ZD 015 de TAMONGUE RURAL		10	0.1%
ZC D ZD 015 de TOKPLI RURAL		10	0.1%
ZC D ZD 015 de TOMETY-KONDJI RURAL		9	0.1%
ZC D ZD 016 de ADJENGRE RURAL		11	0.2%
ZC D ZD 016 de AGBANDI RURAL		10	0.1%
ZC D ZD 016 de BIANKOURI RURAL		9	0.1%
ZC D ZD 016 de CINKASSE URBAIN		4	0.1%
ZC D ZD 016 de GANDO RURAL		10	0.1%
ZC D ZD 016 de GUERIN-KOUKA URBAIN		10	0.1%
ZC D ZD 016 de HELOTA RURAL		10	0.1%
ZC D ZD 016 de MANGO URBAIN		10	0.1%
ZC D ZD 016 de NOTSE URBAIN		10	0.1%
ZC D ZD 016 de SALIGBE RURAL		10	0.1%
ZC D ZD 016 de TCHAMONGA RURAL		10	0.1%
ZC D ZD 016 de TSEVIE URBAIN		9	0.1%
ZC D ZD 017 de KAMINA RURAL		11	0.2%
ZC D ZD 017 de KPEKPLEME RURAL		10	0.1%

File : MENAGE_SAN1_2024

adm4_name

Value	Label	Cases	Percentage
ZC D ZD 017 de NADOBA RURAL		10	0.1%
ZC D ZD 017 de PAPRI RURAL		10	0.1%
ZC D ZD 017 de TAMBONGA RURAL		9	0.1%
ZC D ZD 017 de TCHAMONGA RURAL		10	0.1%
ZC D ZD 017 de TIMBOU RURAL		10	0.1%
ZC D ZD 018 de BAFILO URBAIN		10	0.1%
ZC D ZD 018 de CINKASSE URBAIN		12	0.2%
ZC D ZD 018 de TINDJASSI RURAL		16	0.2%
ZC D ZD 019 de BAFILO URBAIN		10	0.1%
ZC D ZD 019 de SOUDOU RURAL		10	0.1%
ZC D ZD 020 de SOUDOU RURAL		10	0.1%
ZC E ZD 014 de AKEPE RURAL		11	0.2%
ZC E ZD 014 de EKETO_GBAND N'KOUGNA_GO RURAL		10	0.1%
ZC E ZD 014 de NAKI-EST RURAL		10	0.1%
ZC E ZD 015 de BANGELI RURAL		10	0.1%
ZC E ZD 015 de TOVEGAN RURAL		9	0.1%
ZC E ZD 016 de AGOULOU RURAL		15	0.2%
ZC E ZD 016 de AMOUSSIME RURAL		10	0.1%

File : MENAGE_SAN1_2024

adm4_name

Value	Label	Cases	Percentage
ZC E ZD 016 de ANEHO URBAIN		10	0.1%
ZC E ZD 016 de ASSAHOUN/ ANDO RURAL		10	0.1%
ZC E ZD 016 de DANYI- ATIGBA_DANY ELAVANYO RURAL		9	0.1%
ZC E ZD 016 de KPELE- NOVIVE RURAL		10	0.1%
ZC E ZD 016 de LAMA-TESSI RURAL		10	0.1%
ZC E ZD 016 de TOGOVILLE RURAL		10	0.1%
ZC E ZD 017 de ANIE URBAIN		7	0.1%
ZC E ZD 017 de BANGELI RURAL		10	0.1%
ZC E ZD 017 de DJON RURAL		10	0.1%
ZC E ZD 017 de GBOTO RURAL		10	0.1%
ZC E ZD 017 de KPETE BENA RURAL		10	0.1%
ZC E ZD 017 de NAYEGA RURAL		10	0.1%
ZC E ZD 018 de AGOME KPALIME URBAIN		10	0.1%
ZC E ZD 018 de AMOU-OBLO RURAL		10	0.1%
ZC E ZD 018 de AMOUSSIME RURAL		10	0.1%
ZC E ZD 018 de ATCHAVE RURAL		10	0.1%
ZC E ZD 018 de BADIN RURAL		10	0.1%
ZC E ZD 018 de DIMORI RURAL		9	0.1%

File : MENAGE_SAN1_2024

adm4_name

Value	Label	Cases	Percentage
ZC E ZD 018 de HIHEATRO RURAL		10	0.1%
ZC E ZD 018 de KPETSOU RURAL		10	0.1%
ZC E ZD 018 de NANDOUTA RURAL		10	0.1%
ZC E ZD 018 de TABLIGBO URBAIN		10	0.1%
ZC E ZD 018 de TAMBONGA RURAL		11	0.2%
ZC E ZD 019 de AMOU-OBLO RURAL		10	0.1%
ZC E ZD 019 de AOUDA RURAL		11	0.2%
ZC E ZD 019 de GALANGASHIE RURAL		10	0.1%
ZC E ZD 019 de KOLO-KOPE RURAL		10	0.1%
ZC E ZD 019 de KPEKPLEME RURAL		10	0.1%
ZC E ZD 019 de TADO RURAL		10	0.1%
ZC E ZD 020 de AKLAKOU RURAL		9	0.1%
ZC E ZD 020 de SAGBIEBOU RURAL		10	0.1%
ZC E ZD 020 de SALIGBE RURAL		10	0.1%
ZC E ZD 021 de POGNO RURAL		10	0.1%
ZC E ZD 022 de MANGO URBAIN		10	0.1%
ZC E ZD 023 de DAPAONG RURAL		11	0.2%
ZC E ZD 024 de GUERIN- KOUKA RURAL		10	0.1%

File : MENAGE_SAN1_2024

adm4_name

Value	Label	Cases	Percentage
ZC E ZD 024 de KORBONGOU RURAL		8	0.1%
ZC E ZD 024 de LAMA URBAIN		10	0.1%
ZC E ZD 025 de MOGOU RURAL		10	0.1%
ZC F ZD 018 de DALAVE RURAL		10	0.1%
ZC F ZD 019 de BANGELI RURAL		11	0.2%
ZC F ZD 019 de TOVEGAN RURAL		11	0.2%
ZC F ZD 019 de VO-KOUTIME RURAL		10	0.1%
ZC F ZD 020 de DAGBATI RURAL		10	0.1%
ZC F ZD 020 de DANYI-ATIGBA_DANY ELAVANYO RURAL		9	0.1%
ZC F ZD 020 de LAMA-TESSI RURAL		10	0.1%
ZC F ZD 020 de MOME-HOUNKPATI RURAL		10	0.1%
ZC F ZD 021 de ADOGBENOU RURAL		10	0.1%
ZC F ZD 021 de BAPURE RURAL		10	0.1%
ZC F ZD 021 de DATCHA RURAL		11	0.2%
ZC F ZD 021 de DJON RURAL		10	0.1%
ZC F ZD 021 de GUERIN-KOUKA URBAIN		10	0.1%
ZC F ZD 021 de KPANGALAM URBAIN		10	0.1%

File : MENAGE_SAN1_2024

adm4_name

Value	Label	Cases	Percentage
ZC F ZD 021 de MORETAN RURAL		10	0.1%
ZC F ZD 022 de BARKOISSI RURAL		11	0.2%
ZC F ZD 022 de DJAMA RURAL		10	0.1%
ZC F ZD 022 de GUERIN- KOUKA URBAIN		20	0.3%
ZC F ZD 022 de KAMINA RURAL		10	0.1%
ZC F ZD 022 de NAYEGA RURAL		10	0.1%
ZC F ZD 022 de NOTSE URBAIN		10	0.1%
ZC F ZD 023 de BAPURE RURAL		20	0.3%
ZC F ZD 023 de GAPE-CENTRE RURAL		10	0.1%
ZC F ZD 023 de VOGAN URBAIN		10	0.1%
ZC F ZD 024 de AMOU-OBLO RURAL		10	0.1%
ZC F ZD 024 de ATCHAVE RURAL		10	0.1%
ZC F ZD 024 de BADIN RURAL		10	0.1%
ZC F ZD 024 de GADJA RURAL		10	0.1%
ZC F ZD 024 de VOGAN URBAIN		10	0.1%
ZC F ZD 025 de NAGBENI RURAL		10	0.1%
ZC F ZD 026 de OSSACRE RURAL		10	0.1%
ZC F ZD 027 de TIMBOU RURAL		10	0.1%

File : MENAGE_SAN1_2024

adm4_name

Value	Label	Cases	Percentage
ZC F ZD 028 de KABOU RURAL		10	0.1%
ZC F ZD 030 de KETAO RURAL		10	0.1%
ZC F ZD 030 de MANGO URBAIN		10	0.1%
ZC F ZD 031 de MOGOU RURAL		10	0.1%
ZC G ZD 020 de KOUVE RURAL		10	0.1%
ZC G ZD 020 de TCHEBEBE RURAL		10	0.1%
ZC G ZD 022 de ASSAHOUN/ ANDO RURAL		10	0.1%
ZC G ZD 022 de EKETO_GBAND N'KOUGNA_GO RURAL		10	0.1%
ZC G ZD 023 de TADO RURAL		10	0.1%
ZC G ZD 024 de KABOLI RURAL		9	0.1%
ZC G ZD 024 de VO-KOUTIME RURAL		10	0.1%
ZC G ZD 025 de ANIE RURAL		10	0.1%
ZC G ZD 026 de AKOUMAPE RURAL		10	0.1%
ZC G ZD 026 de SOTOUBOUA URBAIN		10	0.1%
ZC G ZD 026 de TAMONGUE RURAL		10	0.1%
ZC G ZD 027 de GLEI RURAL		9	0.1%
ZC G ZD 028 de DJAMA URBAIN		10	0.1%
ZC G ZD 028 de KPEKPLEME RURAL		10	0.1%
ZC G ZD 028 de PAGALA- GARE RURAL		6	0.1%

File : MENAGE_SAN1_2024

adm4_name

Value	Label	Cases	Percentage
ZC G ZD 029 de AKPARE RURAL		11	0.2%
ZC G ZD 029 de BORGOU RURAL		8	0.1%
ZC G ZD 029 de GADJA RURAL		10	0.1%
ZC G ZD 029 de TABLIGBO URBAIN		10	0.1%
ZC G ZD 031 de KABOU RURAL		10	0.1%
ZC G ZD 033 de LAMA URBAIN		10	0.1%
ZC G ZD 034 de DAPAONG RURAL		10	0.1%
ZC G ZD 035 de CINKASSE URBAIN		7	0.1%
ZC G ZD 035 de GUERIN- KOUKA RURAL		10	0.1%
ZC G ZD 035 de KETAO RURAL		10	0.1%
ZC H ZD 023 de DALAVE RURAL		10	0.1%
ZC H ZD 023 de EKETO_GBAND N'KOUGNA_GO RURAL		10	0.1%
ZC H ZD 024 de DAGBATI RURAL		10	0.1%
ZC H ZD 027 de VO-KOUTIME RURAL		10	0.1%
ZC H ZD 028 de KABOLI RURAL		10	0.1%
ZC H ZD 028 de KADAMBARA RURAL		10	0.1%
ZC H ZD 028 de TADO RURAL		10	0.1%
ZC H ZD 029 de ATCHAVE RURAL		10	0.1%

File : MENAGE_SAN1_2024

adm4_name

Value	Label	Cases	Percentage
ZC H ZD 029 de GLEI RURAL		10	0.1%
ZC H ZD 029 de MISSION TOVE RURAL		12	0.2%
ZC H ZD 030 de BORGOU RURAL		10	0.1%
ZC H ZD 030 de KADAMBARA RURAL		10	0.1%
ZC H ZD 030 de SOTOUBOUA URBAIN		10	0.1%
ZC H ZD 031 de AGBELOUVE RURAL		11	0.2%
ZC H ZD 031 de GANDO RURAL		10	0.1%
ZC H ZD 031 de GLITTO RURAL		10	0.1%
ZC H ZD 031 de KOUSSOUNTOU RURAL		10	0.1%
ZC H ZD 031 de KPEKPLEME RURAL		10	0.1%
ZC H ZD 032 de ASRAMA RURAL		10	0.1%
ZC H ZD 032 de ATTITOGON RURAL		10	0.1%
ZC H ZD 033 de ATTITOGON RURAL		10	0.1%
ZC H ZD 037 de MANGO URBAIN		9	0.1%
ZC I ZD 032 de KAMINA RURAL		10	0.1%
ZC I ZD 033 de AGOME KPALIME URBAIN		10	0.1%
ZC I ZD 033 de ATCHAVE RURAL		10	0.1%
ZC I ZD 033 de DAPAONG URBAIN		10	0.1%

File : MENAGE_SAN1_2024

adm4_name

Value	Label	Cases	Percentage
ZC I ZD 033 de KABOLI RURAL		2	0.0%
ZC I ZD 033 de KOUSSOUNTOU RURAL		10	0.1%
ZC I ZD 035 de VOGAN RURAL		10	0.1%
ZC I ZD 038 de TABLIGBO URBAIN		10	0.1%
ZC J ZD 033 de ASSAHOUN/ ANDO RURAL		10	0.1%
ZC J ZD 033 de LAMA-TESSI RURAL		10	0.1%
ZC J ZD 037 de KABOLI RURAL		18	0.3%
ZC J ZD 038 de ASRAMA RURAL		10	0.1%
ZC J ZD 038 de BORGOU RURAL		10	0.1%
ZC J ZD 039 de ATTITOGON RURAL		10	0.1%
ZC J ZD 039 de KOUSSOUNTOU RURAL		10	0.1%
ZC J ZD 040 de BORGOU RURAL		10	0.1%
ZC J ZD 046 de CINKASSE URBAIN		6	0.1%
ZC K ZD 032 de GLIDJI RURAL		10	0.1%
ZC K ZD 040 de KABOLI RURAL		10	0.1%
ZC K ZD 043 de AGOME KPALIME URBAIN		10	0.1%
ZC K ZD 043 de GLEI RURAL		11	0.2%
ZC K ZD 050 de CINKASSE URBAIN		2	0.0%

File : MENAGE_SAN1_2024

adm4_name

Value	Label	Cases	Percentage
ZC L ZD 040 de DZREKPO RURAL		10	0.1%
ZC L ZD 042 de GBODJOME RURAL		10	0.1%
ZC L ZD 045 de GNAGNA URBAIN		10	0.1%
ZC L ZD 047 de ANIE URBAIN		11	0.2%
ZC L ZD 047 de GNAGNA URBAIN		10	0.1%
ZC L ZD 048 de AGOME KPALIME URBAIN		10	0.1%
ZC L ZD 059 de CINKASSE URBAIN		9	0.1%
ZC L ZD 060 de CINKASSE URBAIN		10	0.1%
ZC M ZD 047 de ASSAHOUN/ ANDO RURAL		10	0.1%
ZC M ZD 050 de WAHALA RURAL		11	0.2%
ZC M ZD 052 de BORGOU RURAL		10	0.1%
ZC N ZD 053 de ANIE URBAIN		9	0.1%
ZC N ZD 053 de DJEMEGNI RURAL		9	0.1%
ZC N ZD 056 de ANIE URBAIN		10	0.1%
ZC N ZD 070 de LAMA URBAIN		10	0.1%
ZC O ZD 053 de ASSAHOUN/ ANDO RURAL		10	0.1%
ZC O ZD 057 de MORETAN RURAL		10	0.1%
ZC O ZD 058 de KOMAH URBAIN		10	0.1%
ZC P ZD 060 de MORETAN RURAL		10	0.1%

File : MENAGE_SAN1_2024

adm4_name

Value	Label	Cases	Percentage
ZC P ZD 064 de GLEI RURAL		10	0.1%
ZC Q ZD 063 de GBODJOME RURAL		10	0.1%
ZC Q ZD 065 de GNAGNA URBAIN		10	0.1%
ZC Q ZD 067 de MISSION TOVE RURAL		6	0.1%
ZC Q ZD 068 de ANIE URBAIN		12	0.2%
ZC Q ZD 068 de DJAGBLE RURAL		10	0.1%
ZC R ZD 065 de GBODJOME RURAL		10	0.1%
ZC R ZD 071 de GLEI RURAL		10	0.1%
ZC S ZD 073 de DAPAONG URBAIN		10	0.1%
ZC T ZD 078 de ASRAMA RURAL		10	0.1%
ZC T ZD 079 de TSEVIE URBAIN		9	0.1%
ZC T ZD 080 de DAPAONG URBAIN		12	0.2%
ZC U ZD 084 de AGOME KPALIME URBAIN		10	0.1%
ZC U ZD 102 de LAMA URBAIN		10	0.1%
ZC W ZD 089 de DJAGBLE RURAL		10	0.1%
ZC W ZD 090 de DAPAONG URBAIN		9	0.1%
ZC W ZD 093 de TSEVIE URBAIN		11	0.2%
ZC Y ZD 100 de AGOME KPALIME URBAIN		9	0.1%

File : MENAGE_SAN1_2024

adm4_name

Value	Label	Cases	Percentage
ZC Z ZD 126 de LAMA URBAIN		10	0.1%
ZC Z ZD 128 de LAMA URBAIN		10	0.1%

Warning: these figures indicate the number of cases found in the data file. They cannot be interpreted as summary statistics of the population of interest.

q1B6_village_ville

Information [Type= discrete] [Format=character] [Missing=*]

Statistics [NW/ W] [Valid=6826 /-] [Invalid=0 /-]

q1B7_milieu_residence

Information [Type= discrete] [Format=numeric] [Range= 1-2] [Missing=*]

Statistics [NW/ W] [Valid=6826 /-] [Invalid=9 /-]

Value	Label	Cases	Percentage
1		1358	19.9%
2		5468	80.1%
Sysmiss		9	

Warning: these figures indicate the number of cases found in the data file. They cannot be interpreted as summary statistics of the population of interest.

q1B8_coordonnees_gps

Information [Type= discrete] [Format=character] [Missing=*]

Statistics [NW/ W] [Valid=4255 /-] [Invalid=0 /-]

q1B8_coordonnees_gps_latitude: _q1B8_coordonnees_gps_latitude

Information [Type= continuous] [Format=numeric] [Range= 6.1871649-11.1125382] [Missing=*]

Statistics [NW/ W] [Valid=4255 /-] [Invalid=2580 /-] [Mean=8.511 /-] [StdDev=1.506 /-]

q1B8_coordonnees_gps_longitude: _q1B8_coordonnees_gps_longitude

Information [Type= continuous] [Format=numeric] [Range= -0.0260983-1.7169766] [Missing=*]

Statistics [NW/ W] [Valid=4255 /-] [Invalid=2580 /-] [Mean=0.96 /-] [StdDev=0.421 /-]

q1B8_coordonnees_gps_altitude: _q1B8_coordonnees_gps_altitude

Information [Type= continuous] [Format=numeric] [Range= -34.362-3563.4] [Missing=*]

Statistics [NW/ W] [Valid=4255 /-] [Invalid=2580 /-] [Mean=276.854 /-] [StdDev=169.453 /-]

q1B8_coordonnees_gps_precision: _q1B8_coordonnees_gps_precision

Information [Type= continuous] [Format=numeric] [Range= 0-4400] [Missing=*]

Statistics [NW/ W] [Valid=4255 /-] [Invalid=2580 /-] [Mean=50.42 /-] [StdDev=402.773 /-]

q1B8alatitudegps: q1B8a-latitude-gps

Information [Type= continuous] [Format=numeric] [Range= 6-11.109642] [Missing=*]

Statistics [NW/ W] [Valid=2078 /-] [Invalid=4757 /-] [Mean=8.405 /-] [StdDev=1.564 /-]

q1B8blongitudegps: q1B8b-longitude-gps

Information [Type= continuous] [Format=numeric] [Range= 0-1.91280916] [Missing=*]

Statistics [NW/ W] [Valid=2073 /-] [Invalid=4762 /-] [Mean=0.845 /-] [StdDev=0.435 /-]

File : MENAGE_SAN1_2024

q1c1_Resp_name

Information [Type= discrete] [Format=character] [Missing=*]

Statistics [NW/ W] [Valid=6826 /-] [Invalid=0 /-]

q1c2_Resp_num

Information [Type= continuous] [Format=numeric] [Range= 70005129-99999999] [Missing=*]

Statistics [NW/ W] [Valid=6826 /-] [Invalid=9 /-] [Mean=91066877.294 /-] [StdDev=8092784.699 /-]

q1c3_Resp_sexe

Information [Type= discrete] [Format=numeric] [Range= 1-2] [Missing=*]

Statistics [NW/ W] [Valid=6826 /-] [Invalid=9 /-]

Value	Label	Cases	Percentage
1		5102	74.7%
2		1724	25.3%
Sysmiss		9	

Warning: these figures indicate the number of cases found in the data file. They cannot be interpreted as summary statistics of the population of interest.

q1c4_Resp_age

Information [Type= continuous] [Format=numeric] [Range= 18-100] [Missing=*]

Statistics [NW/ W] [Valid=6826 /-] [Invalid=9 /-] [Mean=45.582 /-] [StdDev=13.028 /-]

q1c5_lien_parente_cm

Information [Type= discrete] [Format=numeric] [Range= 1-4] [Missing=*]

Statistics [NW/ W] [Valid=6826 /-] [Invalid=9 /-]

Value	Label	Cases	Percentage
1		5957	87.3%
2		675	9.9%
3		135	2.0%
4		59	0.9%
Sysmiss		9	

Warning: these figures indicate the number of cases found in the data file. They cannot be interpreted as summary statistics of the population of interest.

q1c5_autre_lien_parente

Information [Type= discrete] [Format=character] [Missing=*]

Statistics [NW/ W] [Valid=59 /-] [Invalid=0 /-]

Value	Label	Cases	Percentage
APPRENTI		1	1.7%
BELLE FILLE		4	6.8%
BELLE-FILLE		1	1.7%
BRUE		1	1.7%
BRUNE		1	1.7%
EPOUSE		1	1.7%
FILS		1	1.7%
FRERE		9	15.3%
FRERE DU CHEF DE MENAGE		1	1.7%

File : MENAGE_SAN1_2024

q1c5_autre_lien_parente

Value	Label	Cases	Percentage
GRAND FRERE		3	5.1%
JEUNE FRERE		1	1.7%
LE FRERE DU CHEF MENAGE		1	1.7%
MAMAN		3	5.1%
MERE		2	3.4%
MERE DU CHEF DE MENAGE		2	3.4%
MERE DU CHEF MENAGE		2	3.4%
NEUVEU		1	1.7%
NEVEU DU CHEF DE MENAGE		1	1.7%
NEVEUX		1	1.7%
NIECE		1	1.7%
ONCLE		2	3.4%
ONCLE PATERNEL		1	1.7%
PARENT		1	1.7%
PARENTS		2	3.4%
PERE		1	1.7%
PERE DU CHEF DE MENAGE		1	1.7%
PETIT FILS		1	1.7%
PETIT FRERE		3	5.1%
PETIT FRERE DU CHEF DE MENAGE		1	1.7%
PETITE FILLE DU CHEF DE MENAGE		1	1.7%
PETITE SOEUR		1	1.7%
SOEUR		2	3.4%
SOEUR DU CHEF MENAGE		1	1.7%
TANTE		1	1.7%
VEUVE		2	3.4%

Warning: these figures indicate the number of cases found in the data file. They cannot be interpreted as summary statistics of the population of interest.

q1c6_Concentement_lu

Information	[Type= discrete] [Format=numeric] [Range= 0-1] [Missing=*]
Statistics [NW/ W]	[Valid=6826 /-] [Invalid=9 /-]

File : MENAGE_SAN1_2024

q1c6_Concentement_lu

Value	Label	Cases	Percentage
0		14	0.2%
1		6812	99.8%
Sysmiss		9	

Warning: these figures indicate the number of cases found in the data file. They cannot be interpreted as summary statistics of the population of interest.

q21_sexe_cm

Information	[Type= discrete] [Format=numeric] [Range= 1-2] [Missing=*]
Statistics [NW/ W]	[Valid=869 /-] [Invalid=5966 /-]

Value	Label	Cases	Percentage
1		745	85.7%
2		124	14.3%
Sysmiss		5966	

Warning: these figures indicate the number of cases found in the data file. They cannot be interpreted as summary statistics of the population of interest.

q22_age_cm

Information	[Type= continuous] [Format=numeric] [Range= 21-95] [Missing=*]
Statistics [NW/ W]	[Valid=869 /-] [Invalid=5966 /-] [Mean=49.136 /-] [StdDev=12.664 /-]

q23_situation_matri_cm

Information	[Type= discrete] [Format=numeric] [Range= 1-99] [Missing=*]
Statistics [NW/ W]	[Valid=6826 /-] [Invalid=9 /-]

Value	Label	Cases	Percentage
1		4317	63.2%
2		1328	19.5%
3		200	2.9%
4		722	10.6%
5		207	3.0%
6		46	0.7%
88		1	0.0%
99		5	0.1%
Sysmiss		9	

Warning: these figures indicate the number of cases found in the data file. They cannot be interpreted as summary statistics of the population of interest.

q24_instruction_cm

Information	[Type= discrete] [Format=numeric] [Range= 0-99] [Missing=*]
Statistics [NW/ W]	[Valid=6826 /-] [Invalid=9 /-]

Value	Label	Cases	Percentage
0		1930	28.3%
1		182	2.7%
2		95	1.4%
3		2436	35.7%
4		1895	27.8%
5		263	3.9%
6		15	0.2%

File : MENAGE_SAN1_2024

q24_instruction_cm

Value	Label	Cases	Percentage
88		3	0.0%
99		7	0.1%
Sysmiss		9	

Warning: these figures indicate the number of cases found in the data file. They cannot be interpreted as summary statistics of the population of interest.

q241_instruction_cm_autr

Information	[Type= discrete] [Format=character] [Missing=*]
Statistics [NW/ W]	[Valid=15 /-] [Invalid=0 /-]

Value	Label	Cases	Percentage
COLLEGE		6	40.0%
CUISINE		1	6.7%
ECOLE GHANEENNE		3	20.0%
LYCCEE		1	6.7%
LYCEE		1	6.7%
QUATRIEME		2	13.3%
SECONDAIRE		1	6.7%

Warning: these figures indicate the number of cases found in the data file. They cannot be interpreted as summary statistics of the population of interest.

q25_nbre_tot_men

Information	[Type= discrete] [Format=numeric] [Missing=*]
Statistics [NW/ W]	[Valid=0 /-] [Invalid=6835 /-]

Value	Label	Cases	Percentage
Sysmiss		6835	

Warning: these figures indicate the number of cases found in the data file. They cannot be interpreted as summary statistics of the population of interest.

q251_H0a06m

Information	[Type= discrete] [Format=numeric] [Range= 0-5] [Missing=*]
Statistics [NW/ W]	[Valid=6826 /-] [Invalid=9 /-]

Value	Label	Cases	Percentage
0		6322	92.6%
1		455	6.7%
2		42	0.6%
3		4	0.1%
4		1	0.0%
5		2	0.0%
Sysmiss		9	

Warning: these figures indicate the number of cases found in the data file. They cannot be interpreted as summary statistics of the population of interest.

# q252_F0a06m			
Information		[Type= discrete] [Format=numeric] [Range= 0-6] [Missing=*]	
Statistics [NW/ W]		[Valid=6826 /-] [Invalid=9 /-]	
Value	Label	Cases	Percentage
0		6385	93.5%
1		412	6.0%
2		24	0.4%
3		4	0.1%
6		1	0.0%
Sysmiss		9	
<i>Warning: these figures indicate the number of cases found in the data file. They cannot be interpreted as summary statistics of the population of interest.</i>			
# q253_H06a59m			
Information		[Type= discrete] [Format=numeric] [Range= 0-5] [Missing=*]	
Statistics [NW/ W]		[Valid=6826 /-] [Invalid=9 /-]	
Value	Label	Cases	Percentage
0		4987	73.1%
1		1491	21.8%
2		300	4.4%
3		35	0.5%
4		12	0.2%
5		1	0.0%
Sysmiss		9	
<i>Warning: these figures indicate the number of cases found in the data file. They cannot be interpreted as summary statistics of the population of interest.</i>			
# q254_F06a59m			
Information		[Type= discrete] [Format=numeric] [Range= 0-5] [Missing=*]	
Statistics [NW/ W]		[Valid=6826 /-] [Invalid=9 /-]	
Value	Label	Cases	Percentage
0		5121	75.0%
1		1385	20.3%
2		271	4.0%
3		38	0.6%
4		10	0.1%
5		1	0.0%
Sysmiss		9	
<i>Warning: these figures indicate the number of cases found in the data file. They cannot be interpreted as summary statistics of the population of interest.</i>			
# q255_H5a15			
Information		[Type= discrete] [Format=numeric] [Range= 0-22] [Missing=*]	
Statistics [NW/ W]		[Valid=6826 /-] [Invalid=9 /-]	
Value	Label	Cases	Percentage
0		415	6.1%
1		1562	22.9%
2		1720	25.2%
3		1360	19.9%
4		871	12.8%

q255_H5a15

Value	Label	Cases	Percentage
5		437	6.4%
6		234	3.4%
7		104	1.5%
8		54	0.8%
9		35	0.5%
10		15	0.2%
11		6	0.1%
12		4	0.1%
13		4	0.1%
14		2	0.0%
17		1	0.0%
18		1	0.0%
22		1	0.0%
Systemmiss		9	

Warning: these figures indicate the number of cases found in the data file. They cannot be interpreted as summary statistics of the population of interest.

q256_F5a15

Information	[Type= discrete] [Format=numeric] [Range= 0-19] [Missing=*]
Statistics [NW/ W]	[Valid=6826 /-] [Invalid=9 /-]

Value	Label	Cases	Percentage
0		344	5.0%
1		1400	20.5%
2		1781	26.1%
3		1433	21.0%
4		846	12.4%
5		437	6.4%
6		266	3.9%
7		142	2.1%
8		80	1.2%
9		47	0.7%
10		12	0.2%
11		19	0.3%
12		5	0.1%
13		4	0.1%
14		2	0.0%
15		5	0.1%
16		2	0.0%
19		1	0.0%
Systemmiss		9	

Warning: these figures indicate the number of cases found in the data file. They cannot be interpreted as summary statistics of the population of interest.

Tot_H

Information	[Type= discrete] [Format=character] [Missing=*]
Statistics [NW/ W]	[Valid=6826 /-] [Invalid=0 /-]

Value	Label	Cases	Percentage
0		328	4.8%

Tot_H

Value	Label	Cases	Percentage
1		1110	16.3%
10		26	0.4%
11		10	0.1%
12		11	0.2%
13		9	0.1%
14		2	0.0%
15		2	0.0%
16		1	0.0%
17		1	0.0%
19		1	0.0%
2		1595	23.4%
21		1	0.0%
23		1	0.0%
3		1490	21.8%
4		1014	14.9%
5		578	8.5%
6		337	4.9%
7		179	2.6%
8		89	1.3%
9		41	0.6%

Warning: these figures indicate the number of cases found in the data file. They cannot be interpreted as summary statistics of the population of interest.

Tot_H_affiche

Information	[Type= discrete] [Format=numeric] [Missing=*]
Statistics [NW/ W]	[Valid=0 /-] [Invalid=6835 /-]

Value	Label	Cases	Percentage
Sysmiss		6835	

Warning: these figures indicate the number of cases found in the data file. They cannot be interpreted as summary statistics of the population of interest.

Tot_F

Information	[Type= discrete] [Format=character] [Missing=*]
Statistics [NW/ W]	[Valid=6826 /-] [Invalid=0 /-]

Value	Label	Cases	Percentage
0		283	4.1%
1		1022	15.0%
10		26	0.4%
11		23	0.3%
12		8	0.1%
13		8	0.1%
14		5	0.1%
15		9	0.1%
16		2	0.0%
17		1	0.0%
2		1647	24.1%
20		2	0.0%
3		1497	21.9%

# Tot_F			
Value	Label	Cases	Percentage
4		1009	14.8%
5		555	8.1%
6		349	5.1%
7		182	2.7%
8		133	1.9%
9		65	1.0%
<i>Warning: these figures indicate the number of cases found in the data file. They cannot be interpreted as summary statistics of the population of interest.</i>			
# Tot_F_affiche			
Information	[Type= discrete] [Format=numeric] [Missing=*]		
Statistics [NW/ W]	[Valid=0 /-] [Invalid=6835 /-]		
Value	Label	Cases	Percentage
Sysmiss		6835	
<i>Warning: these figures indicate the number of cases found in the data file. They cannot be interpreted as summary statistics of the population of interest.</i>			
# q_tot_06a59			
Information	[Type= discrete] [Format=numeric] [Range= 0-7] [Missing=*]		
Statistics [NW/ W]	[Valid=6826 /-] [Invalid=9 /-]		
Value	Label	Cases	Percentage
0		3875	56.8%
1		1951	28.6%
2		744	10.9%
3		166	2.4%
4		60	0.9%
5		24	0.4%
6		4	0.1%
7		2	0.0%
Sysmiss		9	
<i>Warning: these figures indicate the number of cases found in the data file. They cannot be interpreted as summary statistics of the population of interest.</i>			
# q257_tot_hommes			
Information	[Type= discrete] [Format=numeric] [Range= 0-23] [Missing=*]		
Statistics [NW/ W]	[Valid=6826 /-] [Invalid=9 /-]		
Value	Label	Cases	Percentage
0		328	4.8%
1		1110	16.3%
2		1595	23.4%
3		1490	21.8%
4		1014	14.9%
5		578	8.5%
6		337	4.9%
7		179	2.6%
8		89	1.3%
9		41	0.6%
10		26	0.4%
11		10	0.1%

# q257_tot_hommes			
Value	Label	Cases	Percentage
12		11	0.2%
13		9	0.1%
14		2	0.0%
15		2	0.0%
16		1	0.0%
17		1	0.0%
19		1	0.0%
21		1	0.0%
23		1	0.0%
Sysmiss		9	
<i>Warning: these figures indicate the number of cases found in the data file. They cannot be interpreted as summary statistics of the population of interest.</i>			
# q258_tot_femmes			
Information		[Type= discrete] [Format=numeric] [Range= 0-20] [Missing=*]	
Statistics [NW/ W]		[Valid=6826 /-] [Invalid=9 /-]	
Value	Label	Cases	Percentage
0		283	4.1%
1		1022	15.0%
2		1647	24.1%
3		1497	21.9%
4		1009	14.8%
5		555	8.1%
6		349	5.1%
7		182	2.7%
8		133	1.9%
9		65	1.0%
10		26	0.4%
11		23	0.3%
12		8	0.1%
13		8	0.1%
14		5	0.1%
15		9	0.1%
16		2	0.0%
17		1	0.0%
20		2	0.0%
Sysmiss		9	
<i>Warning: these figures indicate the number of cases found in the data file. They cannot be interpreted as summary statistics of the population of interest.</i>			
# Tot_HF			
Information		[Type= discrete] [Format=character] [Missing=*]	
Statistics [NW/ W]		[Valid=6826 /-] [Invalid=0 /-]	
Value	Label	Cases	Percentage
0		61	0.9%
1		263	3.9%
10		271	4.0%
11		193	2.8%

# Tot_HF			
Value	Label	Cases	Percentage
12		168	2.5%
13		86	1.3%
14		67	1.0%
15		67	1.0%
16		36	0.5%
17		28	0.4%
18		16	0.2%
19		17	0.2%
2		389	5.7%
20		6	0.1%
21		5	0.1%
22		6	0.1%
23		4	0.1%
24		6	0.1%
25		1	0.0%
26		2	0.0%
27		2	0.0%
28		2	0.0%
29		1	0.0%
3		659	9.7%
30		1	0.0%
38		1	0.0%
4		887	13.0%
43		1	0.0%
5		1033	15.1%
6		885	13.0%
7		745	10.9%
8		515	7.5%
9		402	5.9%

Warning: these figures indicate the number of cases found in the data file. They cannot be interpreted as summary statistics of the population of interest.

Tot_HF_affiche

Information [Type= discrete] [Format=numeric] [Missing=*]

Statistics [NW/ W] [Valid=0 /-] [Invalid=6835 /-]

Value	Label	Cases	Percentage
Sysmiss		6835	

Warning: these figures indicate the number of cases found in the data file. They cannot be interpreted as summary statistics of the population of interest.

q259_tot_menage

Information [Type= continuous] [Format=numeric] [Range= 0-43] [Missing=*]

Statistics [NW/ W] [Valid=6826 /-] [Invalid=9 /-] [Mean=6.224 /-] [StdDev=3.557 /-]

q31_source_eau

Information [Type= discrete] [Format=numeric] [Range= 1-12] [Missing=*]

Statistics [NW/ W] [Valid=6826 /-] [Invalid=9 /-]

q31_source_eau

Value	Label	Cases	Percentage
1		485	7.1%
2		1051	15.4%
3		1114	16.3%
4		4	0.1%
5		2357	34.5%
6		69	1.0%
7		12	0.2%
8		847	12.4%
9		781	11.4%
10		38	0.6%
11		30	0.4%
12		38	0.6%
Sysmiss		9	

Warning: these figures indicate the number of cases found in the data file. They cannot be interpreted as summary statistics of the population of interest.

q31a_autre_source_eau_A

Information	[Type= discrete] [Format=character] [Missing=*]
Statistics [NW/ W]	[Valid=12 /-] [Invalid=0 /-]

Value	Label	Cases	Percentage
BONNE FONTAINE SOURCE D'EAU DE LA MONTAGNE		1	8.3%
EAU DE SOURCE DE MONTAGNE		1	8.3%
EAU SOURCE DE MONTAGNE		1	8.3%
FORAGE		4	33.3%
ON ACHETE DE L'EAU A UN FORAGE PRIVE		1	8.3%
SOURCE D EAU CAPTEE DE LA MONTAGNE		1	8.3%
SOURCE D EAU DE LA MONTAGNE		1	8.3%
TDE		2	16.7%

Warning: these figures indicate the number of cases found in the data file. They cannot be interpreted as summary statistics of the population of interest.

q31b_autre_source_eau_NA

Information	[Type= discrete] [Format=character] [Missing=*]
Statistics [NW/ W]	[Valid=38 /-] [Invalid=0 /-]

q31b_autre_source_eau_NA

Value	Label	Cases	Percentage
AUCUNE SOURCE DEAU		1	2.6%
BARRAGE		16	42.1%
BROUSSAILLES		1	2.6%
BROUSSE		2	5.3%
DANS LA NATURE		1	2.6%
EAU MINERALE		1	2.6%
FLEUVE		8	21.1%
FORAGE		1	2.6%
FORAGE PUBLIC		2	5.3%
FOURRAGE		1	2.6%
MARIGOT		1	2.6%
PUIT ENSEMBLE		1	2.6%
PUITS PUBLIC		1	2.6%
RETENU D'EAU		1	2.6%

Warning: these figures indicate the number of cases found in the data file. They cannot be interpreted as summary statistics of the population of interest.

q32_type_toilette

Information	[Type= discrete] [Format=numeric] [Range= 1-7] [Missing=*]
Statistics [NW/ W]	[Valid=6826 /-] [Invalid=9 /-]

Value	Label	Cases	Percentage
1		489	7.2%
2		81	1.2%
3		331	4.8%
4		2321	34.0%
5		1326	19.4%
6		330	4.8%
7		1948	28.5%
Sysmiss		9	

Warning: these figures indicate the number of cases found in the data file. They cannot be interpreted as summary statistics of the population of interest.

q32a_autre_type_toilette

Information	[Type= discrete] [Format=character] [Missing=*]
Statistics [NW/ W]	[Valid=1948 /-] [Invalid=0 /-]

Value	Label	Cases	Percentage
A CIEL OUVERT		3	0.2%
A L AIR LIBRE		1	0.1%
A L AIR LIBRE		1	0.1%
A L AIR LIBRE		1	0.1%
A L' AIR LIBRE		5	0.3%

q32a_autre_type_toilette

Value	Label	Cases	Percentage
A L' AIRE LIBRE		4	0.2%
A L' AIR LIBRE		49	2.5%
A L' AIRE		1	0.1%
A L' AIRE LIBRE		6	0.3%
A L' AIRE LIBRE		35	1.8%
A LAIRE LIBRE		2	0.1%
ACIEL OUVERT		1	0.1%
AIR L' IBRE		1	0.1%
AIR JORDAN LIBRE		1	0.1%
AIR LIBRE		93	4.8%
AIRE LIBRE		40	2.1%
AUCUN		16	0.8%
BOURSAILLE		13	0.7%
BOURSE		1	0.1%
BOUSSE		1	0.1%
BR OUSSE		1	0.1%
BRO		1	0.1%
BROSSE		7	0.4%
BROUSSALLES		1	0.1%
BROUSAILLE		1	0.1%
BROUSE		2	0.1%
BROUSSAILLE		4	0.2%
BROUSSAILLES		27	1.4%
BROUSSALLES		1	0.1%
BROUSSE		949	48.7%
BROUSSE A CIEL		1	0.1%
BROUSSE A CIEL OUVERT		28	1.4%
BROUSSE JE		1	0.1%
BROUSSE PLAQUE SOLAIRE		1	0.1%
BROUSSAILLE		1	0.1%
BUISSONS		23	1.2%
CHAMPS ET BROUSSE		1	0.1%
CHEZ AUTRUI		2	0.1%
CHEZ LES VOISINS		1	0.1%
DAN LA NATURE		1	0.1%

q32a_autre_type_toilette

Value	Label	Cases	Percentage
DANS BROSSE		1	0.1%
DANS L HABITAT DES PORCS		1	0.1%
DANS LA BROSSE		44	2.3%
DANS LA BROSSE A CIEL OUVERT		1	0.1%
DANS LA BROSSE A L'AIRE LIBRE		16	0.8%
DANS LA BROUSSEH		1	0.1%
DANS LA NATURE		125	6.4%
DANS LES CHAMPS		6	0.3%
DANS LES CHAMPS ET HABITATS DE PORCS		2	0.1%
DANS LES CHAMPS ET HABITATS DES PORCS		1	0.1%
DANS LES HABITATS DES PORCS		1	0.1%
DEFECATION A CIEL OUVERT		11	0.6%
DEFECATION A L' AIR		2	0.1%
DEFECATION A L' AIR LIBRE		3	0.2%
DEFECATION A L' AIRE LIBRE		8	0.4%
DEFECATION A L' AIR LIBRE		35	1.8%
DEFECATION A L' AIR LIBRE (DAL)		1	0.1%
DEFECATION A L' AIR LIBRE (DAL)		25	1.3%
DEFECATION A L' AIRE LIBRE		2	0.1%
DEFECATION DANS LA BROSSE		23	1.2%
DEPOTOIRE		1	0.1%

q32a_autre_type_toilette

Value	Label	Cases	Percentage
DIRECTEMENT AU SOL		1	0.1%
DIRECTEMENT SUR LE SOL		1	0.1%
EIR LIBRE		1	0.1%
EN BROUSSE		2	0.1%
ENVIRONNEME		9	0.5%
HABITAT DE PORC		1	0.1%
L AIR LIBRE		1	0.1%
L'AIR LIBRE		2	0.1%
L'AIRE LIBRE		24	1.2%
LA BROCHURE		1	0.1%
LA BROUSSE		99	5.1%
LA BROUSSEGROU		1	0.1%
LA FOSSE		1	0.1%
LABARKOUTA		1	0.1%
LAIRE LIBRE		1	0.1%
LATRINE A SIEL OUVERT		1	0.1%
LE BROUSSE		1	0.1%
LES TECKERAIES		1	0.1%
LIBRE		6	0.3%
N'EXISTE PAS		1	0.1%
NATURE		44	2.3%
NON		1	0.1%
PAS DE LATRINE		31	1.6%
PAS DE LATRINE DANS LA BROUSSE		1	0.1%
PAS DE LATRINE, DANS LA BROUSSE POUR FAIRE LEURS BESOINS		9	0.5%
PAS DE LATRINES		1	0.1%
PAS DE TOILETTE		32	1.6%
PAS DE TOILETTE CES DANS LA BROUSSE		1	0.1%
PAS LATRINE		1	0.1%
PAS TOILETTE		1	0.1%

q32a_autre_type_toilette

Value	Label	Cases	Percentage
PLEIN AIR		1	0.1%
PORCHERIE		1	0.1%
PROCHE DU GRAND BAOBAB		1	0.1%
SOUS LA COLINE		1	0.1%
TOILETTE A SIEL OUVER		1	0.1%
TOILETTE A SIEL OUVERT		19	1.0%
TOILETTE SIEL OUVERT		1	0.1%
TROU		2	0.1%
WC CHEZ LES VOISINS		1	0.1%
WC DANS LE SOL		1	0.1%
WC PUBLIC		1	0.1%
WC SOL		1	0.1%

Warning: these figures indicate the number of cases found in the data file. They cannot be interpreted as summary statistics of the population of interest.

q33_source_lumiere

Information	[Type= discrete] [Format=numeric] [Range= 1-6] [Missing=*]
Statistics [NW/ W]	[Valid=6826 /-] [Invalid=9 /-]

Value	Label	Cases	Percentage
1		3969	58.1%
2		14	0.2%
3		101	1.5%
4		777	11.4%
5		1856	27.2%
6		109	1.6%
Sysmiss		9	

Warning: these figures indicate the number of cases found in the data file. They cannot be interpreted as summary statistics of the population of interest.

q33a_autre_source_lumiere

Information	[Type= discrete] [Format=character] [Missing=*]
Statistics [NW/ W]	[Valid=109 /-] [Invalid=0 /-]

Value	Label	Cases	Percentage
0		1	0.9%
AUCUNE		1	0.9%
BBOXX		1	0.9%
BIBOX		3	2.8%
BOIS DE CHAUFFAGE		1	0.9%
CACH PAWER		1	0.9%
DANS LA BROUSSE		1	0.9%

q33a_autre_source_lumiere

Value	Label	Cases	Percentage
ELECTRICITE SOLAIRE		1	0.9%
ENERGIE SOLAIRE		3	2.8%
ENERGIE THERMIQUE		3	2.8%
GROUPE ELECTROGENE		1	0.9%
GROUPE ELECTROGENE DU CANTON		1	0.9%
LAMPADAIRE SOLAIRE		1	0.9%
LAMPE SOLAIRE		4	3.7%
PANNEAU		2	1.8%
PANNEAU SOLAIRE		32	29.4%
PANNEAUX SOLAIRES		4	3.7%
PANO SOLAIRE		6	5.5%
PLAQUE SOLAIRE		40	36.7%
PLAQUES SOLAIRES		1	0.9%
TORCHE A PILES		1	0.9%

Warning: these figures indicate the number of cases found in the data file. They cannot be interpreted as summary statistics of the population of interest.

q41_pratique_menage

Information	[Type= discrete] [Format=numeric] [Missing=*]
Statistics [NW/ W]	[Valid=0 /-] [Invalid=6835 /-]

Value	Label	Cases	Percentage
Sysmiss		6835	

Warning: these figures indicate the number of cases found in the data file. They cannot be interpreted as summary statistics of the population of interest.

q41a_pratique_vegetale

Information	[Type= discrete] [Format=numeric] [Range= 0-1] [Missing=*]
Statistics [NW/ W]	[Valid=6826 /-] [Invalid=9 /-]

Value	Label	Cases	Percentage
0		785	11.5%
1		6041	88.5%
Sysmiss		9	

Warning: these figures indicate the number of cases found in the data file. They cannot be interpreted as summary statistics of the population of interest.

q41b_pratique_elevage

Information	[Type= discrete] [Format=numeric] [Range= 0-1] [Missing=*]
Statistics [NW/ W]	[Valid=6826 /-] [Invalid=9 /-]

# q41b_pratique_elevage			
Value	Label	Cases	Percentage
0		2932	43.0%
1		3894	57.0%
Sysmiss		9	
<i>Warning: these figures indicate the number of cases found in the data file. They cannot be interpreted as summary statistics of the population of interest.</i>			
# q41c_pratiq_peche_aqua			
Information		[Type= discrete] [Format=numeric] [Range= 0-1] [Missing=*]	
Statistics [NW/ W]		[Valid=6826 /-] [Invalid=9 /-]	
Value	Label	Cases	Percentage
0		6747	98.8%
1		79	1.2%
Sysmiss		9	
<i>Warning: these figures indicate the number of cases found in the data file. They cannot be interpreted as summary statistics of the population of interest.</i>			
# q41d_pratiq_sylviculture			
Information		[Type= discrete] [Format=numeric] [Range= 0-1] [Missing=*]	
Statistics [NW/ W]		[Valid=6826 /-] [Invalid=9 /-]	
Value	Label	Cases	Percentage
0		6487	95.0%
1		339	5.0%
Sysmiss		9	
<i>Warning: these figures indicate the number of cases found in the data file. They cannot be interpreted as summary statistics of the population of interest.</i>			
# q41e_pratiq_transformation			
Information		[Type= discrete] [Format=numeric] [Range= 0-1] [Missing=*]	
Statistics [NW/ W]		[Valid=6826 /-] [Invalid=9 /-]	
Value	Label	Cases	Percentage
0		6608	96.8%
1		218	3.2%
Sysmiss		9	
<i>Warning: these figures indicate the number of cases found in the data file. They cannot be interpreted as summary statistics of the population of interest.</i>			
# q41f_pratiq_non_agricole			
Information		[Type= discrete] [Format=numeric] [Range= 0-1] [Missing=*]	
Statistics [NW/ W]		[Valid=6826 /-] [Invalid=9 /-]	
Value	Label	Cases	Percentage
0		5340	78.2%
1		1486	21.8%
Sysmiss		9	
<i>Warning: these figures indicate the number of cases found in the data file. They cannot be interpreted as summary statistics of the population of interest.</i>			
# q41g_pratiq_ne_sait_pas			
Information		[Type= discrete] [Format=numeric] [Range= 0-1] [Missing=*]	
Statistics [NW/ W]		[Valid=66 /-] [Invalid=6769 /-]	
Value	Label	Cases	Percentage
0		36	54.5%

# q41g_pratiq_ne_sait_pas			
Value	Label	Cases	Percentage
1		30	45.5%
System		6769	
<i>Warning: these figures indicate the number of cases found in the data file. They cannot be interpreted as summary statistics of the population of interest.</i>			
# q41h_pratiq_refus_repond			
Information	[Type= discrete] [Format=numeric] [Range= 1-1] [Missing=*]		
Statistics [NW/ W]	[Valid=36 /-] [Invalid=6799 /-]		
Value	Label	Cases	Percentage
1		36	100.0%
System		6799	
<i>Warning: these figures indicate the number of cases found in the data file. They cannot be interpreted as summary statistics of the population of interest.</i>			
# q421_agric_elev_peche			
Information	[Type= continuous] [Format=numeric] [Range= 0-100] [Missing=*]		
Statistics [NW/ W]	[Valid=6205 /-] [Invalid=630 /-] [Mean=67.372 /-] [StdDev=30.691 /-]		
# q422_entreprise_familiale			
Information	[Type= continuous] [Format=numeric] [Range= 0-100] [Missing=*]		
Statistics [NW/ W]	[Valid=1486 /-] [Invalid=5349 /-] [Mean=21.263 /-] [StdDev=31.66 /-]		
# q423_Salaire_secteur_public			
Information	[Type= discrete] [Format=numeric] [Range= 0-100] [Missing=*]		
Statistics [NW/ W]	[Valid=1486 /-] [Invalid=5349 /-]		
Value	Label	Cases	Percentage
0		1318	88.7%
1		5	0.3%
10		6	0.4%
20		5	0.3%
25		1	0.1%
30		4	0.3%
35		2	0.1%
40		9	0.6%
45		1	0.1%
50		28	1.9%
60		16	1.1%
65		2	0.1%
70		13	0.9%
75		10	0.7%
80		11	0.7%
85		1	0.1%
90		10	0.7%
95		3	0.2%
98		3	0.2%
100		38	2.6%
System		5349	
<i>Warning: these figures indicate the number of cases found in the data file. They cannot be interpreted as summary statistics of the population of interest.</i>			

# q424_Salaire_secteur_privé			
Information	[Type= continuous] [Format=numeric] [Range= 0-100] [Missing=*]		
Statistics [NW/ W]	[Valid=1486 /-] [Invalid=5349 /-] [Mean=10.107 /-] [StdDev=24.821 /-]		
# q425_Transferts_assist_sociale			
Information	[Type= continuous] [Format=numeric] [Range= 0-100] [Missing=*]		
Statistics [NW/ W]	[Valid=1486 /-] [Invalid=5349 /-] [Mean=2.062 /-] [StdDev=10.196 /-]		
# q426_Autres			
Information	[Type= continuous] [Format=numeric] [Range= 0-100] [Missing=*]		
Statistics [NW/ W]	[Valid=1486 /-] [Invalid=5349 /-] [Mean=15.16 /-] [StdDev=27.232 /-]		
# income_percent			
Information	[Type= discrete] [Format=character] [Missing=*]		
Statistics [NW/ W]	[Valid=951 /-] [Invalid=0 /-]		
Value	Label	Cases	Percentage
0		1	0.1%
1		10	1.1%
100		801	84.2%
100.2		1	0.1%
105		2	0.2%
108		1	0.1%
11		1	0.1%
110		6	0.6%
120		2	0.2%
130		3	0.3%
135		1	0.1%
140		1	0.1%
150		1	0.1%
160		2	0.2%
170		1	0.1%
2		10	1.1%
20		1	0.1%
25		3	0.3%
27		1	0.1%
275		1	0.1%
3		6	0.6%
30		1	0.1%
35		2	0.2%
4		2	0.2%
40		8	0.8%
41		1	0.1%
45		3	0.3%
50		4	0.4%
60		6	0.6%
61		1	0.1%
65		3	0.3%
70		6	0.6%

# income_percent			
Value	Label	Cases	Percentage
75		8	0.8%
80		15	1.6%
81		2	0.2%
85		2	0.2%
89		1	0.1%
90		18	1.9%
95		11	1.2%
97		1	0.1%
<i>Warning: these figures indicate the number of cases found in the data file. They cannot be interpreted as summary statistics of the population of interest.</i>			
# affiche_income_percent			
Information		[Type= discrete] [Format=numeric] [Missing=*]	
Statistics [NW/ W]		[Valid=0 /-] [Invalid=6835 /-]	
Value	Label	Cases	Percentage
Sysmiss		6835	
<i>Warning: these figures indicate the number of cases found in the data file. They cannot be interpreted as summary statistics of the population of interest.</i>			
# q43_montant_tot_pret			
Information		[Type= continuous] [Format=numeric] [Range= 0-110000000] [Missing=*]	
Statistics [NW/ W]		[Valid=6826 /-] [Invalid=9 /-] [Mean=71312.515 /-] [StdDev=1380801.667 /-]	
# q44_formation_membre			
Information		[Type= discrete] [Format=numeric] [Range= 0-1] [Missing=*]	
Statistics [NW/ W]		[Valid=6826 /-] [Invalid=9 /-]	
Value	Label	Cases	Percentage
0		5863	85.9%
1		963	14.1%
Sysmiss		9	
<i>Warning: these figures indicate the number of cases found in the data file. They cannot be interpreted as summary statistics of the population of interest.</i>			
# q45_type_formation			
Information		[Type= discrete] [Format=character] [Missing=*]	
Statistics [NW/ W]		[Valid=963 /-] [Invalid=0 /-]	
Value	Label	Cases	Percentage
1		485	50.4%
1 2		94	9.8%
1 2 3		7	0.7%
1 2 3 4		3	0.3%
1 2 4		3	0.3%
1 2 4 3		1	0.1%
1 2 4 5		2	0.2%
1 2 5		1	0.1%
1 3		35	3.6%
1 3 2		1	0.1%
1 3 4		7	0.7%
1 3 5 4		1	0.1%

q45_type_formation

Value	Label	Cases	Percentage
1 4		37	3.8%
1 4 2		2	0.2%
1 4 3		5	0.5%
1 5		12	1.2%
2		13	1.3%
2 1		21	2.2%
2 1 3 4 5		1	0.1%
2 1 4 3		1	0.1%
2 3		1	0.1%
2 4 1		1	0.1%
2 5		1	0.1%
3		15	1.6%
3 1		2	0.2%
3 2 1		1	0.1%
3 4		1	0.1%
3 4 1		1	0.1%
4		159	16.5%
4 1		10	1.0%
4 2		1	0.1%
4 3		2	0.2%
4 5		3	0.3%
5		32	3.3%
5 1 2		1	0.1%

Warning: these figures indicate the number of cases found in the data file. They cannot be interpreted as summary statistics of the population of interest.

q45_type_formation1: q45_type_formation/1

Information	[Type= discrete] [Format=numeric] [Range= 0-1] [Missing=*]
Statistics [NW/ W]	[Valid=963 /-] [Invalid=5872 /-]

Value	Label	Cases	Percentage
0		228	23.7%
1		735	76.3%
Sysmiss		5872	

Warning: these figures indicate the number of cases found in the data file. They cannot be interpreted as summary statistics of the population of interest.

q45_type_formation2: q45_type_formation/2

Information	[Type= discrete] [Format=numeric] [Range= 0-1] [Missing=*]
Statistics [NW/ W]	[Valid=963 /-] [Invalid=5872 /-]

Value	Label	Cases	Percentage
0		807	83.8%
1		156	16.2%
Sysmiss		5872	

Warning: these figures indicate the number of cases found in the data file. They cannot be interpreted as summary statistics of the population of interest.

q45_type_formation3: q45_type_formation/3

Information	[Type= discrete] [Format=numeric] [Range= 0-1] [Missing=*]
Statistics [NW/ W]	[Valid=963 /-] [Invalid=5872 /-]

q45_type_formation3: q45_type_formation/3

Value	Label	Cases	Percentage
0		878	91.2%
1		85	8.8%
Sysmiss		5872	

Warning: these figures indicate the number of cases found in the data file. They cannot be interpreted as summary statistics of the population of interest.

q45_type_formation4: q45_type_formation/4

Information	[Type= discrete] [Format=numeric] [Range= 0-1] [Missing=*]
Statistics [NW/ W]	[Valid=963 /-] [Invalid=5872 /-]

Value	Label	Cases	Percentage
0		722	75.0%
1		241	25.0%
Sysmiss		5872	

Warning: these figures indicate the number of cases found in the data file. They cannot be interpreted as summary statistics of the population of interest.

q45_type_formation5: q45_type_formation/5

Information	[Type= discrete] [Format=numeric] [Range= 0-1] [Missing=*]
Statistics [NW/ W]	[Valid=963 /-] [Invalid=5872 /-]

Value	Label	Cases	Percentage
0		909	94.4%
1		54	5.6%
Sysmiss		5872	

Warning: these figures indicate the number of cases found in the data file. They cannot be interpreted as summary statistics of the population of interest.

q461_chocs_menage

Information	[Type= discrete] [Format=numeric] [Range= 0-1] [Missing=*]
Statistics [NW/ W]	[Valid=6826 /-] [Invalid=9 /-]

Value	Label	Cases	Percentage
0		3376	49.5%
1		3450	50.5%
Sysmiss		9	

Warning: these figures indicate the number of cases found in the data file. They cannot be interpreted as summary statistics of the population of interest.

q46_choc_2

Information	[Type= discrete] [Format=numeric] [Range= 0-1] [Missing=*]
Statistics [NW/ W]	[Valid=3450 /-] [Invalid=3385 /-]

Value	Label	Cases	Percentage
0		915	26.5%
1		2535	73.5%
Sysmiss		3385	


Warning: these figures indicate the number of cases found in the data file. They cannot be interpreted as summary statistics of the population of interest.

q46_choc_3

Information	[Type= discrete] [Format=numeric] [Range= 0-1] [Missing=*]
Statistics [NW/ W]	[Valid=3450 /-] [Invalid=3385 /-]




Value	Label	Cases	Percentage
0		3012	87.3%

q46_choc_3

Value	Label	Cases	Percentage
1		438	 12.7%
Sysmiss		3385	

Warning: these figures indicate the number of cases found in the data file. They cannot be interpreted as summary statistics of the population of interest.

# q46_choc_4			
Information	[Type= discrete] [Format=numeric] [Range= 0-1] [Missing=*]		
Statistics [NW/ W]	[Valid=3450 /-] [Invalid=3385 /-]		
Value	Label	Cases	Percentage
0		1049	30.4%
1		2401	69.6%
Sysmiss		3385	
<i>Warning: these figures indicate the number of cases found in the data file. They cannot be interpreted as summary statistics of the population of interest.</i>			
# q46_choc_5			
Information	[Type= discrete] [Format=numeric] [Range= 0-1] [Missing=*]		
Statistics [NW/ W]	[Valid=3450 /-] [Invalid=3385 /-]		
Value	Label	Cases	Percentage
0		1340	38.8%
1		2110	61.2%
Sysmiss		3385	
<i>Warning: these figures indicate the number of cases found in the data file. They cannot be interpreted as summary statistics of the population of interest.</i>			
# q46_choc_6			
Information	[Type= discrete] [Format=numeric] [Range= 0-1] [Missing=*]		
Statistics [NW/ W]	[Valid=3450 /-] [Invalid=3385 /-]		
Value	Label	Cases	Percentage
0		2622	76.0%
1		828	24.0%
Sysmiss		3385	
<i>Warning: these figures indicate the number of cases found in the data file. They cannot be interpreted as summary statistics of the population of interest.</i>			
# q46_choc_7			
Information	[Type= discrete] [Format=numeric] [Range= 0-1] [Missing=*]		
Statistics [NW/ W]	[Valid=3450 /-] [Invalid=3385 /-]		
Value	Label	Cases	Percentage
0		2851	82.6%
1		599	17.4%
Sysmiss		3385	
<i>Warning: these figures indicate the number of cases found in the data file. They cannot be interpreted as summary statistics of the population of interest.</i>			
# q46_choc_8			
Information	[Type= discrete] [Format=numeric] [Range= 0-1] [Missing=*]		
Statistics [NW/ W]	[Valid=3450 /-] [Invalid=3385 /-]		
Value	Label	Cases	Percentage
0		2292	66.4%
1		1158	33.6%
Sysmiss		3385	
<i>Warning: these figures indicate the number of cases found in the data file. They cannot be interpreted as summary statistics of the population of interest.</i>			
# q46_choc_9			
Information	[Type= discrete] [Format=numeric] [Range= 0-1] [Missing=*]		
Statistics [NW/ W]	[Valid=3450 /-] [Invalid=3385 /-]		

# q46_choc_9			
Value	Label	Cases	Percentage
0		2216	 64.2%
1		1234	 35.8%
Sysmiss		3385	
<i>Warning: these figures indicate the number of cases found in the data file. They cannot be interpreted as summary statistics of the population of interest.</i>			
# q46_choc_10			
Information		[Type= discrete] [Format=numeric] [Range= 0-1] [Missing=*]	
Statistics [NW/ W]		[Valid=3450 /-] [Invalid=3385 /-]	
Value	Label	Cases	Percentage
0		2839	 82.3%
1		611	 17.7%
Sysmiss		3385	
<i>Warning: these figures indicate the number of cases found in the data file. They cannot be interpreted as summary statistics of the population of interest.</i>			
# q46_choc_11			
Information		[Type= discrete] [Format=numeric] [Range= 0-1] [Missing=*]	
Statistics [NW/ W]		[Valid=3450 /-] [Invalid=3385 /-]	
Value	Label	Cases	Percentage
0		2907	 84.3%
1		543	 15.7%
Sysmiss		3385	
<i>Warning: these figures indicate the number of cases found in the data file. They cannot be interpreted as summary statistics of the population of interest.</i>			
# q46_choc_12			
Information		[Type= discrete] [Format=numeric] [Range= 0-1] [Missing=*]	
Statistics [NW/ W]		[Valid=3450 /-] [Invalid=3385 /-]	
Value	Label	Cases	Percentage
0		2288	 66.3%
1		1162	 33.7%
Sysmiss		3385	
<i>Warning: these figures indicate the number of cases found in the data file. They cannot be interpreted as summary statistics of the population of interest.</i>			
# q46_choc_13			
Information		[Type= discrete] [Format=numeric] [Range= 0-1] [Missing=*]	
Statistics [NW/ W]		[Valid=3450 /-] [Invalid=3385 /-]	
Value	Label	Cases	Percentage
0		3232	 93.7%
1		218	 6.3%
Sysmiss		3385	
<i>Warning: these figures indicate the number of cases found in the data file. They cannot be interpreted as summary statistics of the population of interest.</i>			
# q68_choc_14			
Information		[Type= discrete] [Format=numeric] [Range= 0-1] [Missing=*]	
Statistics [NW/ W]		[Valid=3450 /-] [Invalid=3385 /-]	
Value	Label	Cases	Percentage
0		3038	 88.1%

q68_choc_14

Value	Label	Cases	Percentage
1		412	11.9%
Sysmiss		3385	

Warning: these figures indicate the number of cases found in the data file. They cannot be interpreted as summary statistics of the population of interest.

q46_choc_15

Information	[Type= discrete] [Format=numeric] [Range= 0-1] [Missing=*]
Statistics [NW/ W]	[Valid=3450 /-] [Invalid=3385 /-]

Value	Label	Cases	Percentage
0		2576	74.7%
1		874	25.3%
Sysmiss		3385	

Warning: these figures indicate the number of cases found in the data file. They cannot be interpreted as summary statistics of the population of interest.

q46_choc_16

Information	[Type= discrete] [Format=numeric] [Range= 0-1] [Missing=*]
Statistics [NW/ W]	[Valid=3450 /-] [Invalid=3385 /-]

Value	Label	Cases	Percentage
0		3212	93.1%
1		238	6.9%
Sysmiss		3385	

Warning: these figures indicate the number of cases found in the data file. They cannot be interpreted as summary statistics of the population of interest.

q46_choc_17

Information	[Type= discrete] [Format=numeric] [Range= 0-1] [Missing=*]
Statistics [NW/ W]	[Valid=3450 /-] [Invalid=3385 /-]

Value	Label	Cases	Percentage
0		3373	97.8%
1		77	2.2%
Sysmiss		3385	

Warning: these figures indicate the number of cases found in the data file. They cannot be interpreted as summary statistics of the population of interest.

q46a_choc_17_autre

Information	[Type= discrete] [Format=character] [Missing=*]
Statistics [NW/ W]	[Valid=77 /-] [Invalid=0 /-]

Value	Label	Cases	Percentage
ACCIDENT		6	7.8%
ACCIDENT DE MOTO PAR AUTRUI, ET QUI EST INCAPABLE D'ACHETER LES PRODUITS PHARMACEUTI		1	1.3%
ACCIDENTS		1	1.3%
AMENDE		1	1.3%
ARRESTATION DU FILS AINE		1	1.3%

q46a_choc_17_autre

Value	Label	Cases	Percentage
ATTAQUE TERRORISTE		1	1.3%
AUGMENTATION DE LA TEMPERATURE		1	1.3%
BAISSE DES PRIX DES PRODUITS AGRICOLES		1	1.3%
BRAQUAGE		1	1.3%
CEREMONIE TRADITIONNELLE		1	1.3%
CHALEUR		1	1.3%
CHALEUR INTENSE		1	1.3%
DEPART DE LA FILLE DU CHEF DE MENAGE		1	1.3%
DERANGEMENT DES BOEUF		1	1.3%
DES TAXES SUR LA ROUTE KPALIME- LOME		1	1.3%
DESTRUCTION DE MA MAISON DUE A L'INONDATION ET EAUX DE RUISSELLEMENT		1	1.3%
DESTRUCTION DU AU SINGES		1	1.3%
DEVASTATION		4	5.2%
DEVASTATION DE LA PARCELLE PAR LES BOEUF		1	1.3%
DEVASTATION DES CULTURES PAR LES SINGES		1	1.3%
DEVASTATION DES TROUPEAUX DE BOEUF		1	1.3%
DEVASTATION DONT LES BOEUF SONT A L'ORIGINE		1	1.3%
DEVASTATION: PAR LES PEULH		1	1.3%

q46a_choc_17_autre

Value	Label	Cases	Percentage
DIVORCE		2	2.6%
EAU		1	1.3%
EMPRISONNEM D'UN MEMBRE DU MENAGE		1	1.3%
ENDETTEMENT		1	1.3%
ESCROQUERIE		1	1.3%
FORTE CHALEUR		1	1.3%
INONDATION		1	1.3%
LA PAUVRETE		1	1.3%
LA SCOLARITE		1	1.3%
LE MANQUE D'EAU		1	1.3%
MAL VOYANTE		1	1.3%
MALADIE AYANT ENTRAINE INVALIDITE DU CHEF DE MENAGE		1	1.3%
MALADIE DE LA VEUVE QUI A ENTRAINE SON INCAPACITE A TRAVAILLER		1	1.3%
MANQUE DE MOYEN		1	1.3%
MANQUE DE MOYEN FINANCIER		3	3.9%
MANQUE DE MOYEN FINANCIER POUR LABOUR ET ACHAT DES ENGRAIS		1	1.3%
MANQUE DE MOYENS FINANCIERS		1	1.3%
MANQUE DE SOURCES DE REVENUS		1	1.3%
MANQUE DE TERRE		1	1.3%
MENACE DJIHADISTES		1	1.3%
MEVENTE		1	1.3%
MOYEN FINANCIER		1	1.3%
NOUVEAU NE		1	1.3%

q46a_choc_17_autre

Value	Label	Cases	Percentage
PAUVRETE DES SOLS		3	3.9%
PAUVRETE DU SOL		1	1.3%
PERTE D'UNE SOMME IMPORTANTE DESTINEE A AUTRUI		1	1.3%
PERTE DE LA RECOLTE DU HARICOT SUITE A DE PLUIES		1	1.3%
PRIX DE L'ENGRAIS ELEVE		1	1.3%
PRIX DES INTRANTS ELEVES		1	1.3%
PROBLEME DE SANTE		2	2.6%
PROBLEME SANITAIRE		1	1.3%
RECOUVREMENT DES IMPAYES DIFFICILE		1	1.3%
SANTE FRAGILE AU COURS DE L'ANNEE		1	1.3%
SECHERESSE		1	1.3%
SEPARATION AVEC MON EX MARI		1	1.3%
TRANSHUMANANCE		1	1.3%
TRAVAIL SAISONNIERE		1	1.3%
UN HANDICAP MENTALE QUI VIENT PAR PERIODE (CHEF MENAGE)		1	1.3%
VENT VIOLENT		1	1.3%
VOYAGE IMPREVU		1	1.3%

Warning: these figures indicate the number of cases found in the data file. They cannot be interpreted as summary statistics of the population of interest.

q5_production_agricole

Information	[Type= discrete] [Format=numeric] [Missing=*]		
Statistics [NW/ W]	[Valid=0 /-] [Invalid=6835 /-]		
Value	Label	Cases	Percentage
Sysmiss		6835	

# q5_production_agricole			
<i>Warning: these figures indicate the number of cases found in the data file. They cannot be interpreted as summary statistics of the population of interest.</i>			
# q51_principale_culture_Men			
Information	[Type= continuous] [Format=numeric] [Range= 101-999] [Missing=*]		
Statistics [NW/ W]	[Valid=6041 /-] [Invalid=794 /-] [Mean=162.211 /-] [StdDev=144.424 /-]		
# q51_108_autres_cereales			
Information	[Type= discrete] [Format=character] [Missing=*]		
Statistics [NW/ W]	[Valid=2 /-] [Invalid=0 /-]		
Value	Label	Cases	Percentage
SOJA		2	100.0%
<i>Warning: these figures indicate the number of cases found in the data file. They cannot be interpreted as summary statistics of the population of interest.</i>			
# q51_207_autres_tubercules			
Information	[Type= discrete] [Format=numeric] [Missing=*]		
Statistics [NW/ W]	[Valid=0 /-] [Invalid=6835 /-]		
Value	Label	Cases	Percentage
Sysmiss		6835	
<i>Warning: these figures indicate the number of cases found in the data file. They cannot be interpreted as summary statistics of the population of interest.</i>			
# q51_306_autres_legumineuses			
Information	[Type= discrete] [Format=character] [Missing=*]		
Statistics [NW/ W]	[Valid=4 /-] [Invalid=0 /-]		
Value	Label	Cases	Percentage
ARACHIDE		3	75.0%
ARACHIDES		1	25.0%
<i>Warning: these figures indicate the number of cases found in the data file. They cannot be interpreted as summary statistics of the population of interest.</i>			
# q51_409_autres_legumes_feuilles			
Information	[Type= discrete] [Format=numeric] [Missing=*]		
Statistics [NW/ W]	[Valid=0 /-] [Invalid=6835 /-]		
Value	Label	Cases	Percentage
Sysmiss		6835	
<i>Warning: these figures indicate the number of cases found in the data file. They cannot be interpreted as summary statistics of the population of interest.</i>			
# q51_510_autres_legumes_non_feuil			
Information	[Type= discrete] [Format=character] [Missing=*]		
Statistics [NW/ W]	[Valid=1 /-] [Invalid=0 /-]		
Value	Label	Cases	Percentage
HARICOTS VERT		1	100.0%
<i>Warning: these figures indicate the number of cases found in the data file. They cannot be interpreted as summary statistics of the population of interest.</i>			
# q51_604_autres_agrumes			
Information	[Type= discrete] [Format=numeric] [Missing=*]		
Statistics [NW/ W]	[Valid=0 /-] [Invalid=6835 /-]		
Value	Label	Cases	Percentage
Sysmiss		6835	
<i>Warning: these figures indicate the number of cases found in the data file. They cannot be interpreted as summary statistics of the population of interest.</i>			

# q51_614_autres_fruits			
Information	[Type= discrete] [Format=numeric] [Missing=*]		
Statistics [NW/ W]	[Valid=0 /-] [Invalid=6835 /-]		
Value	Label	Cases	Percentage
Systemiss		6835	
<i>Warning: these figures indicate the number of cases found in the data file. They cannot be interpreted as summary statistics of the population of interest.</i>			
# q51_707_autres_noix_oleagineux			
Information	[Type= discrete] [Format=numeric] [Missing=*]		
Statistics [NW/ W]	[Valid=0 /-] [Invalid=6835 /-]		
Value	Label	Cases	Percentage
Systemiss		6835	
<i>Warning: these figures indicate the number of cases found in the data file. They cannot be interpreted as summary statistics of the population of interest.</i>			
# q51_807_autres_cult_renteAlim			
Information	[Type= discrete] [Format=character] [Missing=*]		
Statistics [NW/ W]	[Valid=3 /-] [Invalid=0 /-]		
Value	Label	Cases	Percentage
GINGEMBRE		3	100.0%
<i>Warning: these figures indicate the number of cases found in the data file. They cannot be interpreted as summary statistics of the population of interest.</i>			
# q51_905_autres_cult_renteNonAlim			
Information	[Type= discrete] [Format=character] [Missing=*]		
Statistics [NW/ W]	[Valid=1 /-] [Invalid=0 /-]		
Value	Label	Cases	Percentage
GINGEMBRE		1	100.0%
<i>Warning: these figures indicate the number of cases found in the data file. They cannot be interpreted as summary statistics of the population of interest.</i>			
# principale_culture_Men			
Information	[Type= discrete] [Format=character] [Missing=*]		
Statistics [NW/ W]	[Valid=6041 /-] [Invalid=0 /-]		
Value	Label	Cases	Percentage
AdÃ©mÃ©/ Morelle		4	0.1%
Anacarde		10	0.2%
Ananas		5	0.1%
Arachide		33	0.5%
Aubergines		2	0.0%
Aucune spÃ©culation		7	0.1%
Autres cultures de rente alimentaire		3	0.0%
Autres cultures de rente non alimentaires		1	0.0%
Autres cÃ©rÃ©ales		2	0.0%
Autres lÃ©gumes non feuillus		1	0.0%

# principale_culture_Men			
Value	Label	Cases	Percentage
Autres l'Ã©gumineuses		4	0.1%
Avocat		15	0.2%
Banane plantain		6	0.1%
BlÃ©		3	0.0%
Cacao		47	0.8%
CafÃ©		72	1.2%
Carottes		1	0.0%
Choux		17	0.3%
Coton		30	0.5%
Epinards- Amaranthe		1	0.0%
Feuilles de manioc		1	0.0%
Fonio		7	0.1%
Gboma/Epina rd		1	0.0%
Gombo/Okra		2	0.0%
Haricots		36	0.6%
Ignames		285	4.7%
Laitue		2	0.0%
Manioc		285	4.7%
MaÃ¯s		4221	69.9%
Mil		33	0.5%
Ne souhaite pas rÃ©pondre		1	0.0%
Oignon		1	0.0%
Orange		1	0.0%
Orge		5	0.1%
Palmier Ã huile		2	0.0%
PastÃ©que		2	0.0%
Patates douces		2	0.0%
Piment		6	0.1%
Riz		194	3.2%
Soja		484	8.0%
Sorgho		165	2.7%
SÃ©same		3	0.0%
Taro		6	0.1%
Tomates		32	0.5%

Warning: these figures indicate the number of cases found in the data file. They cannot be interpreted as summary statistics of the population of interest.

# q52_superficie_cultivee			
Information	[Type= discrete] [Format=numeric] [Range= 1-99] [Missing=*]		
Statistics [NW/ W]	[Valid=6033 /-] [Invalid=802 /-]		
Value	Label	Cases	Percentage
1		1820	30.2%
2		3738	62.0%
3		386	6.4%

# q52_superficie_cultivee			
Value	Label	Cases	Percentage
4		85	1.4%
88		3	0.0%
99		1	0.0%
Sysmiss		802	
<i>Warning: these figures indicate the number of cases found in the data file. They cannot be interpreted as summary statistics of the population of interest.</i>			
# q53_difficul_inhabi_prod_agrico_			
Information		[Type= discrete] [Format=numeric] [Range= 0-99] [Missing=*]	
Statistics [NW/ W]		[Valid=6041 /-] [Invalid=794 /-]	
Value	Label	Cases	Percentage
0		2331	38.6%
1		3662	60.6%
88		38	0.6%
99		10	0.2%
Sysmiss		794	
<i>Warning: these figures indicate the number of cases found in the data file. They cannot be interpreted as summary statistics of the population of interest.</i>			
# q531_difficul_inhabi_prod_agrico			
Information		[Type= discrete] [Format=numeric] [Missing=*]	
Statistics [NW/ W]		[Valid=0 /-] [Invalid=6835 /-]	
Value	Label	Cases	Percentage
Sysmiss		6835	
<i>Warning: these figures indicate the number of cases found in the data file. They cannot be interpreted as summary statistics of the population of interest.</i>			
# q541_maladie_plantes			
Information		[Type= discrete] [Format=numeric] [Range= 0-1] [Missing=*]	
Statistics [NW/ W]		[Valid=3662 /-] [Invalid=3173 /-]	
Value	Label	Cases	Percentage
0		1560	42.6%
1		2102	57.4%
Sysmiss		3173	
<i>Warning: these figures indicate the number of cases found in the data file. They cannot be interpreted as summary statistics of the population of interest.</i>			
# q542_mauvaise_qualite_semences			
Information		[Type= discrete] [Format=numeric] [Range= 0-1] [Missing=*]	
Statistics [NW/ W]		[Valid=3662 /-] [Invalid=3173 /-]	
Value	Label	Cases	Percentage
0		1992	54.4%
1		1670	45.6%
Sysmiss		3173	
<i>Warning: these figures indicate the number of cases found in the data file. They cannot be interpreted as summary statistics of the population of interest.</i>			
# q543_recolte_perdue			
Information		[Type= discrete] [Format=numeric] [Range= 0-1] [Missing=*]	
Statistics [NW/ W]		[Valid=3662 /-] [Invalid=3173 /-]	

q543_recolte_perdue

Value	Label	Cases	Percentage
0		1844	50.4%
1		1818	49.6%
Sysmiss		3173	

Warning: these figures indicate the number of cases found in the data file. They cannot be interpreted as summary statistics of the population of interest.

q544_non_acces_parcelle

Information	[Type= discrete] [Format=numeric] [Range= 0-1] [Missing=*]
Statistics [NW/ W]	[Valid=3662 /-] [Invalid=3173 /-]

Value	Label	Cases	Percentage
0		3017	82.4%
1		645	17.6%
Sysmiss		3173	

Warning: these figures indicate the number of cases found in the data file. They cannot be interpreted as summary statistics of the population of interest.

q545_non_acces_engrais

Information	[Type= discrete] [Format=numeric] [Range= 0-1] [Missing=*]
Statistics [NW/ W]	[Valid=3662 /-] [Invalid=3173 /-]

Value	Label	Cases	Percentage
0		1461	39.9%
1		2201	60.1%
Sysmiss		3173	

Warning: these figures indicate the number of cases found in the data file. They cannot be interpreted as summary statistics of the population of interest.

q546_non_acces_semences

Information	[Type= discrete] [Format=numeric] [Range= 0-1] [Missing=*]
Statistics [NW/ W]	[Valid=3662 /-] [Invalid=3173 /-]

Value	Label	Cases	Percentage
0		2053	56.1%
1		1609	43.9%
Sysmiss		3173	

Warning: these figures indicate the number of cases found in the data file. They cannot be interpreted as summary statistics of the population of interest.

q547_non_acces_insecticides

Information	[Type= discrete] [Format=numeric] [Range= 0-1] [Missing=*]
Statistics [NW/ W]	[Valid=3662 /-] [Invalid=3173 /-]

Value	Label	Cases	Percentage
0		2338	63.8%
1		1324	36.2%
Sysmiss		3173	

Warning: these figures indicate the number of cases found in the data file. They cannot be interpreted as summary statistics of the population of interest.

q548_non_acces_main_oeuvre

Information	[Type= discrete] [Format=numeric] [Range= 0-1] [Missing=*]
Statistics [NW/ W]	[Valid=3662 /-] [Invalid=3173 /-]

Value	Label	Cases	Percentage
0		1686	46.0%

# q548_non_acces_main_oeuvre			
Value	Label	Cases	Percentage
1		1976	54.0%
Sysmiss		3173	
<i>Warning: these figures indicate the number of cases found in the data file. They cannot be interpreted as summary statistics of the population of interest.</i>			
# q549_non_acces_outils			
Information		[Type= discrete] [Format=numeric] [Range= 0-1] [Missing=*]	
Statistics [NW/ W]		[Valid=3662 /-] [Invalid=3173 /-]	
Value	Label	Cases	Percentage
0		1732	47.3%
1		1930	52.7%
Sysmiss		3173	
<i>Warning: these figures indicate the number of cases found in the data file. They cannot be interpreted as summary statistics of the population of interest.</i>			
# q5410_non_acces_carburant			
Information		[Type= discrete] [Format=numeric] [Range= 0-1] [Missing=*]	
Statistics [NW/ W]		[Valid=3662 /-] [Invalid=3173 /-]	
Value	Label	Cases	Percentage
0		2762	75.4%
1		900	24.6%
Sysmiss		3173	
<i>Warning: these figures indicate the number of cases found in the data file. They cannot be interpreted as summary statistics of the population of interest.</i>			
# q5411_erosion_sols			
Information		[Type= discrete] [Format=numeric] [Range= 0-1] [Missing=*]	
Statistics [NW/ W]		[Valid=3662 /-] [Invalid=3173 /-]	
Value	Label	Cases	Percentage
0		2775	75.8%
1		887	24.2%
Sysmiss		3173	
<i>Warning: these figures indicate the number of cases found in the data file. They cannot be interpreted as summary statistics of the population of interest.</i>			
# q5412_eau_irrigation			
Information		[Type= discrete] [Format=numeric] [Range= 0-1] [Missing=*]	
Statistics [NW/ W]		[Valid=3662 /-] [Invalid=3173 /-]	
Value	Label	Cases	Percentage
0		2863	78.2%
1		799	21.8%
Sysmiss		3173	
<i>Warning: these figures indicate the number of cases found in the data file. They cannot be interpreted as summary statistics of the population of interest.</i>			
# q5413_autre			
Information		[Type= discrete] [Format=numeric] [Range= 0-1] [Missing=*]	
Statistics [NW/ W]		[Valid=3662 /-] [Invalid=3173 /-]	
Value	Label	Cases	Percentage
0		3420	93.4%
1		242	6.6%

# q5413_autre			
Value	Label	Cases	Percentage
Systemiss		3173	
<i>Warning: these figures indicate the number of cases found in the data file. They cannot be interpreted as summary statistics of the population of interest.</i>			
# q51113a_preciser_autre			
Information		[Type= discrete] [Format=character] [Missing=*]	
Statistics [NW/ W]		[Valid=242 /-]	
Value	Label	Cases	Percentage
ABANDON DES RECOLTES DANS LES CHAMPS		1	0.4%
ABENDON DES RECOLTES DANS LES CHAMPS		1	0.4%
ABONDANCES DE PLUIE		1	0.4%
ACCES AUX CREDITS		1	0.4%
ANOMALIE CLIMATIQUE		1	0.4%
ARRET BRUTE DES PLUIES		1	0.4%
ATTAQUE DES CHENILLES LEGIONNAIRES		1	0.4%
CAFEIERS PAS PRODUCTIFS		1	0.4%
CHUTE DU PRIX DU GINGEMBRE		1	0.4%
CONDITIONS DE STOCKAGE ET DE SE CHAGE DIFFICILE		1	0.4%
CREDITS		3	1.2%
DEGATS DES PEULS TRANSHUMAN'		1	0.4%
DEPART PRECIPITE DES PLUIES		1	0.4%
DEVASTATION DES PLANTATIONS PAR LE FEU DE BROUSSE		1	0.4%
DEVASTATION		4	1.7%
DEVASTATION DE LA PRODUCTION PAR LES		1	0.4%

q51113a_preciser_autre

Value	Label	Cases	Percentage
TROUPEAUX DE BOEUF.			
DEVASTATION DES BOEUF		1	0.4%
DEVASTATION DES CULTURES PAR LES BOEUF		1	0.4%
DEVASTATION DES PARCELLES PAR LES BOEUF		1	0.4%
DEVASTATION DES PRODUITS PAR LES BOEUF		1	0.4%
DEVASTATION DU CHAMP BOEUF		1	0.4%
DEVASTATION PAR BOEUF		1	0.4%
DEVASTATION PAR LES LIEVRE		1	0.4%
DEVASTATION:		1	0.4%
DEVASTATION: DES PEULH		1	0.4%
DEVASTATION: PAR LES PEULH		2	0.8%
DEVASTION DES BOEUF		1	0.4%
DIFFICULTE D'ACCES AU MARCHÉ		1	0.4%
DSECHERESSE		1	0.4%
ENGRAIS TROP CHER		1	0.4%
ETANT HANDICAPE,LI DANS SES MOUVEMENTS POUR SUBVENIR A TOUS LES BESOINS DANS SES ACTIVITES		1	0.4%
FAIBLE RENDEMENT		1	0.4%
FEUX DE BROUSSE		2	0.8%
FORMATION		1	0.4%

q51113a_preciser_autre

Value	Label	Cases	Percentage
GRANDE DISTANCE A PARCOURIR POUR PAYER LES INTRANTS AGRICOLES, PROCEDURE TROP COMPLIQUEE		1	0.4%
INCENDIE		4	1.7%
INCENDIE DE TAS DE MAIS AU CHAMP		1	0.4%
INNOVATION DES CULTURES AU CHAMP		1	0.4%
INONDATION		36	14.9%
INONDATION DES PARCELLES		1	0.4%
INONDATIONS		6	2.5%
INONDATIONS DES PARCELLES DE MAIS		1	0.4%
INSECURITE DANS LES CHAMPS		1	0.4%
INSECURITE OU DANGER DE VIOL ET D'ASSASSINAT		1	0.4%
INSUFFISANCE DE PLUIE		1	0.4%
INVALIDITE		1	0.4%
IRREGULARITE DES PLUIES		1	0.4%
L'EAU A EMPORTER LES IGNAME		1	0.4%
LA TRANSHUMAN		2	0.8%
LABOUR TARDIF A CREDIT PAR MANQUE DE MOYEN FINANCIER		1	0.4%
LES CACAOYER SONT MOINS PRODUCTIFS QUE D'HABITUDE		1	0.4%
LES CRUES DE LA RIVIERE		1	0.4%

q51113a_preciser_autre

Value	Label	Cases	Percentage
GNINTI A ENDOAGER TOUTES LES CULTURES. RETRAIT DES PARCELLE PAR ODEF POUR LE REBOISEMENT			
LES DERNIERES PLUIES ONT GATE NOTRE SOJA AUX CHAMPS		1	0.4%
LES PLUIES DE NOVEMBRE ON GATE NOTRE SOJA		1	0.4%
MANQUE D'ACCES AUX INFORMATIONS METEOROLOGI		1	0.4%
MANQUE D'ARGENT		2	0.8%
MANQUE D'ARGENT POUR ACHETER DES ENGRAIS		1	0.4%
MANQUE D'EAU POUR LE MARAICHAGE		1	0.4%
MANQUE DE DEBOUCHES		1	0.4%
MANQUE DE FINANCEMENT		1	0.4%
MANQUE DE GROS PRENEURS		1	0.4%
MANQUE DE MOTOPOMPE		1	0.4%
MANQUE DE MOTOPOMPE ET TUYAUX POUR LE MARAICHAGE		1	0.4%
MANQUE DE MOYEN FINANCIER		2	0.8%
MANQUE DE MOYEN FINANCIER POUR ACHAT DES ENGRAIS		1	0.4%
MANQUE DE MOYEN FINANCIER		1	0.4%

q51113a_preciser_autre

Value	Label	Cases	Percentage
POUR ACHETER DES ENGRAIS			
MANQUE DE MOYEN FINANCIER POUR L' ACHATS ENGRAIS		1	0.4%
MANQUE DE MOYENS FINANCIERS POUR LABOUR ET ACHAT HERBICIDES, DIFFICULTE D'ACCES AUX TRACTEURS		1	0.4%
MANQUE DE PISTE RURALE ET CENTRE DE SANTE		1	0.4%
MANQUE DE PLUIE		5	2.1%
MAUVAIS ETAT DE LA PISTE		1	0.4%
MAUVAIS ETAT DES ROUTES		1	0.4%
MAUVAISE PLUIE		1	0.4%
MAUVAISE SAISON POUR LE SOJA		1	0.4%
MEVENTE DES PRODUITS SUR LES SEMENCES		1	0.4%
MOYEN		1	0.4%
MOYEN FINANCIER		4	1.7%
NON ACCES AUX CREDITS		1	0.4%
NON ACCES AUX CREDITS		1	0.4%
NON ACCES AUX PRETS AGRICOLES		1	0.4%
NON DISPONIBILITE DE TERRE		1	0.4%
PARCELLE RETIREE PAR (ODEF) QUI A PLANTE LES ARBRES		1	0.4%

q51113a_preciser_autre

Value	Label	Cases	Percentage
PARCELLES PAS PRODUCTIVES		1	0.4%
PAS EU VITE LES MOYENS POUR LES INTRANTS		1	0.4%
PAUVRETE		1	0.4%
PAUVRETE DES SOLS		4	1.7%
PAUVRETE DU SOL		2	0.8%
PEUHLS		1	0.4%
PLUIE A ETE TROP ABONDANTE		1	0.4%
PLUIE TROP ABONDANTE		1	0.4%
PRESENCE D'UNE MAUVAISE HERBRES, LA SECHERESSE		1	0.4%
PRESENCE DU STRIGAT		1	0.4%
PRIX DES ENGRAIS ELEVES		1	0.4%
PRIX ELEVE DES ENGRAIS		2	0.8%
PRIX ELEVE DES INTRANTS AGRICOLES, DIFFICULTE D'ACCES AUX TRACTEURS		1	0.4%
PROBLEME DE TRANSHUMANDES DES BOEUFs ET DEVASTATION		1	0.4%
PROBLEME INONDATION		2	0.8%
PROCEDURE D'ACHAT DES ENGRAIS COMPLIQUEE		1	0.4%
PROCEDURE D'ACHAT DES ENGRAIS TROP COMPLIQUEE		1	0.4%
RENDEMENT FAIBLE		2	0.8%
SCHERESSE		1	0.4%
SECHERESSE		51	21.1%

# q51113a_preciser_autre			
Value	Label	Cases	Percentage
SOL PAUVRE		7	2.9%
TERMITE		1	0.4%
TERMITES		1	0.4%
TRANSHUMAN		5	2.1%
TRANSHUMAN ET SECHERESSE		1	0.4%
TRANSHUMAN CHAMP INONDE		1	0.4%
TRANSUMANCI		3	1.2%
TROP DE PLUIE		1	0.4%
VOL		1	0.4%
VOL DE LA RECOLTE		1	0.4%
VOLE		1	0.4%
<i>Warning: these figures indicate the number of cases found in the data file. They cannot be interpreted as summary statistics of the population of interest.</i>			
# q55_difficul_vente_recolte			
Information	[Type= discrete] [Format=numeric] [Range= 0-99] [Missing=*]		
Statistics [NW/ W]	[Valid=6041 /-] [Invalid=794 /-]		
Value	Label	Cases	Percentage
0		4350	72.0%
1		1629	27.0%
88		44	0.7%
99		18	0.3%
Sysmiss		794	
<i>Warning: these figures indicate the number of cases found in the data file. They cannot be interpreted as summary statistics of the population of interest.</i>			
# q552_difficul_inhabi_marketing			
Information	[Type= discrete] [Format=numeric] [Missing=*]		
Statistics [NW/ W]	[Valid=0 /-] [Invalid=6835 /-]		
Value	Label	Cases	Percentage
Sysmiss		6835	
<i>Warning: these figures indicate the number of cases found in the data file. They cannot be interpreted as summary statistics of the population of interest.</i>			
# q553_couts_elevs			
Information	[Type= discrete] [Format=numeric] [Range= 0-1] [Missing=*]		
Statistics [NW/ W]	[Valid=1629 /-] [Invalid=5206 /-]		
Value	Label	Cases	Percentage
0		493	30.3%
1		1136	69.7%
Sysmiss		5206	
<i>Warning: these figures indicate the number of cases found in the data file. They cannot be interpreted as summary statistics of the population of interest.</i>			
# q554_dommages_pertes			
Information	[Type= discrete] [Format=numeric] [Range= 0-1] [Missing=*]		

q554_dommages_pertes**Statistics [NW/ W]** [Valid=1629 /-] [Invalid=5206 /-]

Value	Label	Cases	Percentage
0		796	48.9%
1		833	51.1%
Sysmiss		5206	

*Warning: these figures indicate the number of cases found in the data file. They cannot be interpreted as summary statistics of the population of interest.***# q555_baisse_demande****Information** [Type= discrete] [Format=numeric] [Range= 0-1] [Missing=*]**Statistics [NW/ W]** [Valid=1629 /-] [Invalid=5206 /-]

Value	Label	Cases	Percentage
0		367	22.5%
1		1262	77.5%
Sysmiss		5206	

Warning: these figures indicate the number of cases found in the data file. They cannot be interpreted as summary statistics of the population of interest.

# q556_prix_trop_bas			
Information		[Type= discrete] [Format=numeric] [Range= 0-1] [Missing=*]	
Statistics [NW/ W]		[Valid=1629 /-] [Invalid=5206 /-]	
Value	Label	Cases	Percentage
0		203	12.5%
1		1426	87.5%
Sysmiss		5206	
<i>Warning: these figures indicate the number of cases found in the data file. They cannot be interpreted as summary statistics of the population of interest.</i>			
# q557_diff_transformation			
Information		[Type= discrete] [Format=numeric] [Range= 0-1] [Missing=*]	
Statistics [NW/ W]		[Valid=1629 /-] [Invalid=5206 /-]	
Value	Label	Cases	Percentage
0		715	43.9%
1		914	56.1%
Sysmiss		5206	
<i>Warning: these figures indicate the number of cases found in the data file. They cannot be interpreted as summary statistics of the population of interest.</i>			
# q558_autre			
Information		[Type= discrete] [Format=numeric] [Range= 0-1] [Missing=*]	
Statistics [NW/ W]		[Valid=1629 /-] [Invalid=5206 /-]	
Value	Label	Cases	Percentage
0		1577	96.8%
1		52	3.2%
Sysmiss		5206	
<i>Warning: these figures indicate the number of cases found in the data file. They cannot be interpreted as summary statistics of the population of interest.</i>			
# q5136a_preciser_autre_difficulte			
Information		[Type= discrete] [Format=character] [Missing=*]	
Statistics [NW/ W]		[Valid=52 /-] [Invalid=0 /-]	
Value	Label	Cases	Percentage
ACCES DIFFICILE		1	1.9%
ACCESSIBILITE DU VILLAGE PAR MANQUE DE POND		1	1.9%
DEGAT DES PEULHS TRANSHUMAN'		2	3.8%
DEGATS DES PEULHS TRANSHUMAN'		1	1.9%
DEGATS DES PEULS TRANSHUMAN'		1	1.9%
ETAT DES PISTES		1	1.9%
FORTE PRESENCE DES PRODUITS		1	1.9%

q5136a_preciser_autre_difficulte

Value	Label	Cases	Percentage
SUR LE MARCHÉ			
IMPRATICABILITE DE CERTAINES PISTES		1	1.9%
INONDATION		1	1.9%
INSECURITE		1	1.9%
INSUFFISANCE DE MAINS D'OEUVRES		1	1.9%
LA MAUVAISE ETAT DE ROUTE		1	1.9%
LE MAUVAIS ETAT DES PISTES		1	1.9%
LE PRIX DE SOJA TROP BAS		1	1.9%
LES BOLS DES ACHETEURS NOUS TRICHE		1	1.9%
LES BOLS UTILISES		1	1.9%
LES REVENDEUSES NE PAIE PAS VITE		1	1.9%
LES SONT TROP GRAND AU MARCHÉ		1	1.9%
MANQUE DE PISTE RURALE ET CENTRE DE SANTE		1	1.9%
MANQUE DE PLACE POUR L'E-COMMERCE		1	1.9%
MANQUE DE PLACE POUR LE MARCHÉ		1	1.9%
MANQUE DE SEMENCES DE QUALITE		1	1.9%
MANQUE DE VOIE POUR ACCEDER AU MARCHÉ		1	1.9%
MANQUE DU MARCHÉ		1	1.9%
MAUVAIS ETAT DE ROUTE		4	7.7%
MAUVAIS ETAT DES ROUTES		5	9.6%

q5136a_preciser_autre_difficulte

Value	Label	Cases	Percentage
MAUVAISE MESURE DANS LES BOLS		1	1.9%
MEVENTE		3	5.8%
NOIRCISSENT DES GRAIN SUITE A UNE DERNIERE PLUIE INATTENDU		1	1.9%
PAS DE FORCE POUR LA PRODUCTION		1	1.9%
PAS DE PISTE DISPONIBLE POUR ACCEDER AU VILLAGE DE GNANDE		1	1.9%
PAS DE PISTE POUR ACCEDER AU VILLAGE		1	1.9%
PAS DE POND SUR LA GRANDE RIVIERE POUR ACCEDER AU VILLAGE DE GNANDE		1	1.9%
PAS PISTE ET CENTRE DE SANTE		1	1.9%
PAS PISTE RURALE		1	1.9%
PERTE DUE AU DECES DU CLIENT DEBIDEUR		1	1.9%
PISTE DEFECTUEUSE		2	3.8%
PISTE DIFFICILE D'ACCES		1	1.9%
PROBLEME DES BOLS DEMESURE		1	1.9%
TAXE TROP ELEVE DANS FRONTIERES		1	1.9%
VOL, TRANSPORT DES PRODUITS		1	1.9%

Warning: these figures indicate the number of cases found in the data file. They cannot be interpreted as summary statistics of the population of interest.

q56_superficie_terre_agricole

Information [Type= continuous] [Format=numeric] [Range= 0-12000] [Missing=*]

# q56_superficie_terre_agricole			
Statistics [NW/ W]		[Valid=6041 /-] [Invalid=794 /-] [Mean=7.268 /-] [StdDev=154.741 /-]	
# q6_product_pastorale			
Information		[Type= discrete] [Format=numeric] [Missing=*]	
Statistics [NW/ W]		[Valid=0 /-] [Invalid=6835 /-]	
Value	Label	Cases	Percentage
Sysmiss		6835	
<i>Warning: these figures indicate the number of cases found in the data file. They cannot be interpreted as summary statistics of the population of interest.</i>			
# q61_espece_animale			
Information		[Type= discrete] [Format=character] [Missing=*]	
Statistics [NW/ W]		[Valid=3894 /-] [Invalid=0 /-]	
Value	Label	Cases	Percentage
1		25	0.6%
1 2		4	0.1%
1 2 3		4	0.1%
1 2 3 4		2	0.1%
1 2 3 4 5 6 7 8		1	0.0%
1 2 3 4 5 7		5	0.1%
1 2 3 4 6 7		1	0.0%
1 2 3 4 7		40	1.0%
1 2 3 5 7		3	0.1%
1 2 3 6 7		1	0.0%
1 2 3 7		71	1.8%
1 2 3 7 4		4	0.1%
1 2 3 7 5		1	0.0%
1 2 4 5 7		1	0.0%
1 2 4 7		8	0.2%
1 2 7		27	0.7%
1 2 7 3		2	0.1%
1 3		8	0.2%
1 3 2 4		1	0.0%
1 3 2 4 7		4	0.1%
1 3 2 7		12	0.3%
1 3 4		1	0.0%
1 3 4 7		2	0.1%
1 3 7		32	0.8%
1 4		1	0.0%
1 4 2 3		1	0.0%
1 4 3		1	0.0%
1 4 3 2		1	0.0%
1 4 3 2 7		1	0.0%
1 4 3 7		2	0.1%
1 4 6 7		1	0.0%
1 4 7		4	0.1%
1 5 3 7		1	0.0%

q61_espece_animale

Value	Label	Cases	Percentage
16		2	0.1%
167		2	0.1%
17		28	0.7%
172		1	0.0%
1723		4	0.1%
173		4	0.1%
2		164	4.2%
21347		1	0.0%
2137		1	0.0%
21374		1	0.0%
2147		1	0.0%
217		8	0.2%
2174		1	0.0%
23		17	0.4%
2317		6	0.2%
234		7	0.2%
23457		1	0.0%
2347		65	1.7%
2348		1	0.0%
2357		1	0.0%
236		2	0.1%
2367		1	0.0%
237		275	7.1%
2371		2	0.1%
2374		4	0.1%
24		19	0.5%
243		1	0.0%
246		1	0.0%
247		93	2.4%
2471		1	0.0%
2473		1	0.0%
24785		1	0.0%
26		3	0.1%
267		1	0.0%
27		608	15.6%
271		4	0.1%
27134		1	0.0%
273		31	0.8%
2731		1	0.0%
2734		1	0.0%
274		30	0.8%
2743		1	0.0%
287		1	0.0%
3		106	2.7%
31		2	0.1%

q61_espece_animale

Value	Label	Cases	Percentage
3 1 2 4 7		1	0.0%
3 1 4 7		1	0.0%
3 1 7		3	0.1%
3 1 7 2		1	0.0%
3 2		18	0.5%
3 2 1		2	0.1%
3 2 1 4 7		2	0.1%
3 2 1 7		2	0.1%
3 2 4 1 7		1	0.0%
3 2 4 7		6	0.2%
3 2 4 7 1		1	0.0%
3 2 7		81	2.1%
3 2 7 4		2	0.1%
3 4		7	0.2%
3 4 2 7		1	0.0%
3 4 7		17	0.4%
3 4 7 2		1	0.0%
3 6		1	0.0%
3 7		167	4.3%
3 7 1		1	0.0%
3 7 1 2 4		1	0.0%
3 7 2		15	0.4%
3 7 2 1		1	0.0%
3 7 2 4		2	0.1%
3 7 4		2	0.1%
3 7 4 2		1	0.0%
3 7 8		2	0.1%
4		44	1.1%
4 1 3 2 7		1	0.0%
4 2		4	0.1%
4 2 1 5 7		1	0.0%
4 2 1 7		1	0.0%
4 2 7		17	0.4%
4 3		3	0.1%
4 3 2 7		2	0.1%
4 3 7		4	0.1%
4 3 7 1		1	0.0%
4 5		1	0.0%
4 7		76	2.0%
4 7 2		8	0.2%
4 7 2 3		2	0.1%
4 7 3		4	0.1%
4 7 8		1	0.0%
5 7		3	0.1%
5 7 3 2		1	0.0%

q61_espece_animale

Value	Label	Cases	Percentage
6		10	0.3%
6 7		6	0.2%
7		1055	27.1%
7 1		5	0.1%
7 1 2		2	0.1%
7 1 2 3		4	0.1%
7 1 3		3	0.1%
7 1 3 2		1	0.0%
7 2		254	6.5%
7 2 1		2	0.1%
7 2 3		38	1.0%
7 2 3 1		3	0.1%
7 2 3 1 4		1	0.0%
7 2 3 4		2	0.1%
7 2 4		11	0.3%
7 2 4 1		1	0.0%
7 2 8		1	0.0%
7 3		78	2.0%
7 3 1		2	0.1%
7 3 1 2		1	0.0%
7 3 2		43	1.1%
7 3 2 1		2	0.1%
7 3 2 4		3	0.1%
7 3 4		1	0.0%
7 4		31	0.8%
7 4 2		21	0.5%
7 4 3		4	0.1%
7 4 3 2		2	0.1%
7 4 3 2 1		2	0.1%
7 5 2 1		1	0.0%
7 6		3	0.1%
8		7	0.2%

Warning: these figures indicate the number of cases found in the data file. They cannot be interpreted as summary statistics of the population of interest.

q61_espece_animale1: q61_espece_animale/1

Information	[Type= discrete] [Format=numeric] [Range= 0-1] [Missing=*]
Statistics [NW/ W]	[Valid=3894 /-] [Invalid=2941 /-]

Value	Label	Cases	Percentage
0		3499	89.9%
1		395	10.1%
Sysmiss		2941	

Warning: these figures indicate the number of cases found in the data file. They cannot be interpreted as summary statistics of the population of interest.

q61_espece_animale2: q61_espece_animale/2

Information	[Type= discrete] [Format=numeric] [Range= 0-1] [Missing=*]
Statistics [NW/ W]	[Valid=3894 /-] [Invalid=2941 /-]

# q61_espece_animale2: q61_espece_animale/2			
Value	Label	Cases	Percentage
0		1765	45.3%
1		2129	54.7%
Sysmiss		2941	
<i>Warning: these figures indicate the number of cases found in the data file. They cannot be interpreted as summary statistics of the population of interest.</i>			
# q61_espece_animale3: q61_espece_animale/3			
Information		[Type= discrete] [Format=numeric] [Range= 0-1] [Missing=*]	
Statistics [NW/ W]		[Valid=3894 /-] [Invalid=2941 /-]	
Value	Label	Cases	Percentage
0		2606	66.9%
1		1288	33.1%
Sysmiss		2941	
<i>Warning: these figures indicate the number of cases found in the data file. They cannot be interpreted as summary statistics of the population of interest.</i>			
# q61_espece_animale4: q61_espece_animale/4			
Information		[Type= discrete] [Format=numeric] [Range= 0-1] [Missing=*]	
Statistics [NW/ W]		[Valid=3894 /-] [Invalid=2941 /-]	
Value	Label	Cases	Percentage
0		3285	84.4%
1		609	15.6%
Sysmiss		2941	
<i>Warning: these figures indicate the number of cases found in the data file. They cannot be interpreted as summary statistics of the population of interest.</i>			
# q61_espece_animale5: q61_espece_animale/5			
Information		[Type= discrete] [Format=numeric] [Range= 0-1] [Missing=*]	
Statistics [NW/ W]		[Valid=3894 /-] [Invalid=2941 /-]	
Value	Label	Cases	Percentage
0		3872	99.4%
1		22	0.6%
Sysmiss		2941	
<i>Warning: these figures indicate the number of cases found in the data file. They cannot be interpreted as summary statistics of the population of interest.</i>			
# q61_espece_animale6: q61_espece_animale/6			
Information		[Type= discrete] [Format=numeric] [Range= 0-1] [Missing=*]	
Statistics [NW/ W]		[Valid=3894 /-] [Invalid=2941 /-]	
Value	Label	Cases	Percentage
0		3858	99.1%
1		36	0.9%
Sysmiss		2941	
<i>Warning: these figures indicate the number of cases found in the data file. They cannot be interpreted as summary statistics of the population of interest.</i>			
# q61_espece_animale7: q61_espece_animale/7			
Information		[Type= discrete] [Format=numeric] [Range= 0-1] [Missing=*]	
Statistics [NW/ W]		[Valid=3894 /-] [Invalid=2941 /-]	
Value	Label	Cases	Percentage
0		471	12.1%

q61_espece_animale7: q61_espece_animale/7

Value	Label	Cases	Percentage
1		3423	87.9%
Sysmiss		2941	

Warning: these figures indicate the number of cases found in the data file. They cannot be interpreted as summary statistics of the population of interest.

q61_espece_animale8: q61_espece_animale/8

Information	[Type= discrete] [Format=numeric] [Range= 0-1] [Missing=*]
Statistics [NW/ W]	[Valid=3894 /-] [Invalid=2941 /-]

Value	Label	Cases	Percentage
0		3879	99.6%
1		15	0.4%
Sysmiss		2941	

Warning: these figures indicate the number of cases found in the data file. They cannot be interpreted as summary statistics of the population of interest.

q61_espece_animale88: q61_espece_animale/88

Information	[Type= discrete] [Format=numeric] [Range= 0-0] [Missing=*]
Statistics [NW/ W]	[Valid=3894 /-] [Invalid=2941 /-]

Value	Label	Cases	Percentage
0		3894	100.0%
Sysmiss		2941	

Warning: these figures indicate the number of cases found in the data file. They cannot be interpreted as summary statistics of the population of interest.

q61_espece_animale99: q61_espece_animale/99

Information	[Type= discrete] [Format=numeric] [Range= 0-0] [Missing=*]
Statistics [NW/ W]	[Valid=3894 /-] [Invalid=2941 /-]

Value	Label	Cases	Percentage
0		3894	100.0%
Sysmiss		2941	

Warning: these figures indicate the number of cases found in the data file. They cannot be interpreted as summary statistics of the population of interest.

q61a_autre_espece_animale

Information	[Type= discrete] [Format=character] [Missing=*]
Statistics [NW/ W]	[Valid=15 /-] [Invalid=0 /-]

Value	Label	Cases	Percentage
0		2	13.3%
AUCUN		1	6.7%
CHIEN		1	6.7%
COMMERCANT		1	6.7%
FORGERON, COMMERCE		1	6.7%
LAPIN		2	13.3%
N'ELEVE PAS		1	6.7%
PIGEON		2	13.3%
PIGNONS		2	13.3%
RAS		1	6.7%
TORTUES		1	6.7%

Warning: these figures indicate the number of cases found in the data file. They cannot be interpreted as summary statistics of the population of interest.

# q62_betail_menage_vaccine			
Information	[Type= discrete] [Format=numeric] [Range= 0-1] [Missing=*]		
Statistics [NW/ W]	[Valid=3894 /-] [Invalid=2941 /-]		
Value	Label	Cases	Percentage
0		2005	51.5%
1		1889	48.5%
Systemiss		2941	
<i>Warning: these figures indicate the number of cases found in the data file. They cannot be interpreted as summary statistics of the population of interest.</i>			
# q63_principal_animal_prodt			
Information	[Type= discrete] [Format=numeric] [Range= 1-99] [Missing=*]		
Statistics [NW/ W]	[Valid=3894 /-] [Invalid=2941 /-]		
Value	Label	Cases	Percentage
1		144	3.7%
2		755	19.4%
3		602	15.5%
4		240	6.2%
6		26	0.7%
7		2100	53.9%
8		2	0.1%
11		6	0.2%
88		17	0.4%
99		2	0.1%
Systemiss		2941	
<i>Warning: these figures indicate the number of cases found in the data file. They cannot be interpreted as summary statistics of the population of interest.</i>			
# q63a_autre_princ_animal_produit			
Information	[Type= discrete] [Format=character] [Missing=*]		
Statistics [NW/ W]	[Valid=6 /-] [Invalid=0 /-]		
Value	Label	Cases	Percentage
AUCUN		1	16.7%
COMMERCE, FORGERON		1	16.7%
NE PRATIQUE PAS L'ELEVAGE		1	16.7%
PIGEON		1	16.7%
RIEN		1	16.7%
TORTUE		1	16.7%
<i>Warning: these figures indicate the number of cases found in the data file. They cannot be interpreted as summary statistics of the population of interest.</i>			
# q641_difficultes_renc_elev			
Information	[Type= discrete] [Format=numeric] [Range= 0-1] [Missing=*]		
Statistics [NW/ W]	[Valid=3894 /-] [Invalid=2941 /-]		
Value	Label	Cases	Percentage
0		1428	36.7%
1		2466	63.3%
Systemiss		2941	
<i>Warning: these figures indicate the number of cases found in the data file. They cannot be interpreted as summary statistics of the population of interest.</i>			

# q641_difficultes_elevage			
Information		[Type= discrete] [Format=numeric] [Missing=*]	
Statistics [NW/ W]		[Valid=0 /-] [Invalid=6835 /-]	
Value	Label	Cases	Percentage
Sysmiss		6835	
<i>Warning: these figures indicate the number of cases found in the data file. They cannot be interpreted as summary statistics of the population of interest.</i>			
# q642_achat_aliment			
Information		[Type= discrete] [Format=numeric] [Range= 0-1] [Missing=*]	
Statistics [NW/ W]		[Valid=2466 /-] [Invalid=4369 /-]	
Value	Label	Cases	Percentage
0		928	37.6%
1		1538	62.4%
Sysmiss		4369	
<i>Warning: these figures indicate the number of cases found in the data file. They cannot be interpreted as summary statistics of the population of interest.</i>			
# q643_paturages			
Information		[Type= discrete] [Format=numeric] [Range= 0-1] [Missing=*]	
Statistics [NW/ W]		[Valid=2466 /-] [Invalid=4369 /-]	
Value	Label	Cases	Percentage
0		1502	60.9%
1		964	39.1%
Sysmiss		4369	
<i>Warning: these figures indicate the number of cases found in the data file. They cannot be interpreted as summary statistics of the population of interest.</i>			
# q644_eau			
Information		[Type= discrete] [Format=numeric] [Range= 0-1] [Missing=*]	
Statistics [NW/ W]		[Valid=2466 /-] [Invalid=4369 /-]	
Value	Label	Cases	Percentage
0		1415	57.4%
1		1051	42.6%
Sysmiss		4369	
<i>Warning: these figures indicate the number of cases found in the data file. They cannot be interpreted as summary statistics of the population of interest.</i>			
# q645_services_vet			
Information		[Type= discrete] [Format=numeric] [Range= 0-1] [Missing=*]	
Statistics [NW/ W]		[Valid=2466 /-] [Invalid=4369 /-]	
Value	Label	Cases	Percentage
0		752	30.5%
1		1714	69.5%
Sysmiss		4369	
<i>Warning: these figures indicate the number of cases found in the data file. They cannot be interpreted as summary statistics of the population of interest.</i>			
# q646_intrants_vet			
Information		[Type= discrete] [Format=numeric] [Range= 0-1] [Missing=*]	
Statistics [NW/ W]		[Valid=2466 /-] [Invalid=4369 /-]	
Value	Label	Cases	Percentage
0		678	27.5%

# q646_intrants_vet			
Value	Label	Cases	Percentage
1		1788	72.5%
Sysmiss		4369	
<i>Warning: these figures indicate the number of cases found in the data file. They cannot be interpreted as summary statistics of the population of interest.</i>			
# q647_maladies_betaill			
Information	[Type= discrete] [Format=numeric] [Range= 0-1] [Missing=*]		
Statistics [NW/ W]	[Valid=2466 /-] [Invalid=4369 /-]		
Value	Label	Cases	Percentage
0		365	14.8%
1		2101	85.2%
Sysmiss		4369	
<i>Warning: these figures indicate the number of cases found in the data file. They cannot be interpreted as summary statistics of the population of interest.</i>			
# q648_vol_insecurite			
Information	[Type= discrete] [Format=numeric] [Range= 0-1] [Missing=*]		
Statistics [NW/ W]	[Valid=2466 /-] [Invalid=4369 /-]		
Value	Label	Cases	Percentage
0		1081	43.8%
1		1385	56.2%
Sysmiss		4369	
<i>Warning: these figures indicate the number of cases found in the data file. They cannot be interpreted as summary statistics of the population of interest.</i>			
# q649_acces_marches			
Information	[Type= discrete] [Format=numeric] [Range= 0-1] [Missing=*]		
Statistics [NW/ W]	[Valid=2466 /-] [Invalid=4369 /-]		
Value	Label	Cases	Percentage
0		1677	68.0%
1		789	32.0%
Sysmiss		4369	
<i>Warning: these figures indicate the number of cases found in the data file. They cannot be interpreted as summary statistics of the population of interest.</i>			
# q6410_acces_credit			
Information	[Type= discrete] [Format=numeric] [Range= 0-1] [Missing=*]		
Statistics [NW/ W]	[Valid=2466 /-] [Invalid=4369 /-]		
Value	Label	Cases	Percentage
0		1121	45.5%
1		1345	54.5%
Sysmiss		4369	
<i>Warning: these figures indicate the number of cases found in the data file. They cannot be interpreted as summary statistics of the population of interest.</i>			
# q6411_main_oeuvre			
Information	[Type= discrete] [Format=numeric] [Range= 0-1] [Missing=*]		
Statistics [NW/ W]	[Valid=2466 /-] [Invalid=4369 /-]		
Value	Label	Cases	Percentage
0		1584	64.2%
1		882	35.8%

# q6411_main_oeuvre			
Value	Label	Cases	Percentage
Sysmiss		4369	
<i>Warning: these figures indicate the number of cases found in the data file. They cannot be interpreted as summary statistics of the population of interest.</i>			
# q6412_autre_diff_elev			
Information		[Type= discrete] [Format=numeric] [Range= 0-1] [Missing=*]	
Statistics [NW/ W]		[Valid=2466 /-] [Invalid=4369 /-]	
Value	Label	Cases	Percentage
0		2429	98.5%
1		37	1.5%
Sysmiss		4369	
<i>Warning: these figures indicate the number of cases found in the data file. They cannot be interpreted as summary statistics of the population of interest.</i>			
# q6412a_preciser_autrediff_elevag			
Information		[Type= discrete] [Format=character] [Missing=*]	
Statistics [NW/ W]		[Valid=37 /-] [Invalid=0 /-]	
Value	Label	Cases	Percentage
ACCIDENT		1	2.7%
ATTAQUE DES RENARDS		1	2.7%
EAUX POTABLE		1	2.7%
EMPOISONNEM		1	2.7%
FAIRE DES PROJETS EN ELEVAGE		1	2.7%
FORMATION		2	5.4%
INEFFICACITE DES PRODUITS VETERINAIRES		1	2.7%
LA NON MAITRISE DES CONTOURS DE L ELEVAGE		1	2.7%
LA PESTE ET MORTALITE ELEVEE DES VOLAILLES		1	2.7%
LA PORCHERIE		1	2.7%
LES PORC SONT ALLES DEVASTE UNE PARCELLE DE MANIOC		1	2.7%
LES VOLAILLES SONT ECRASES PAR LES VEHICULES		1	2.7%
LOGEMENY		1	2.7%

q6412a_preciser_autrediff_elevag

Value	Label	Cases	Percentage
MALADIE DES VOLAILLES ET MORTALITE ELEVEE		1	2.7%
MALADIES		1	2.7%
MANQUE D'ENCLOS		1	2.7%
MANQUE D'HABITAT		1	2.7%
MANQUE DE MOYEN FINANCIER		1	2.7%
MORTALITE DES CABRIS		1	2.7%
MORTALITE DES PETITS		1	2.7%
MORTALITE DES POUSSINS		1	2.7%
PAS D'EFFET POSITIF SUR LA VACCINATION DU BETAIL		1	2.7%
PESTE		2	5.4%
PESTE PORCINE AFRICAINE DECIMANTE		1	2.7%
PESTE AVIAIRE		1	2.7%
PESTE DE VOLAILLE		2	5.4%
PESTE ET DES MORTALITES		1	2.7%
PESTE MALGRE LA VACCINATION		1	2.7%
PREDATEURS		2	5.4%
PRIX DE VENTE BAS		1	2.7%
PROBLEME D'HABITATION		1	2.7%
VIOLENCE SUR LES BOVIERS		1	2.7%
VOL		1	2.7%

Warning: these figures indicate the number of cases found in the data file. They cannot be interpreted as summary statistics of the population of interest.

production_piscicole

Information	[Type= discrete] [Format=numeric] [Missing=*]		
Statistics [NW/ W]	[Valid=0 /-] [Invalid=6835 /-]		
Value	Label	Cases	Percentage
Sysmiss		6835	

# production_piscicole			
<i>Warning: these figures indicate the number of cases found in the data file. They cannot be interpreted as summary statistics of the population of interest.</i>			
# q71a_peche_cotiere			
Information		[Type= discrete] [Format=numeric] [Range= 0-1] [Missing=*]	
Statistics [NW/ W]		[Valid=79 /-] [Invalid=6756 /-]	
Value	Label	Cases	Percentage
0		72	91.1%
1		7	8.9%
Sysmiss		6756	
<i>Warning: these figures indicate the number of cases found in the data file. They cannot be interpreted as summary statistics of the population of interest.</i>			
# q71b_peche_haute_mer			
Information		[Type= discrete] [Format=numeric] [Range= 0-1] [Missing=*]	
Statistics [NW/ W]		[Valid=79 /-] [Invalid=6756 /-]	
Value	Label	Cases	Percentage
0		77	97.5%
1		2	2.5%
Sysmiss		6756	
<i>Warning: these figures indicate the number of cases found in the data file. They cannot be interpreted as summary statistics of the population of interest.</i>			
# q71c_peche_etangs_lacs_rivieres			
Information		[Type= discrete] [Format=numeric] [Range= 0-1] [Missing=*]	
Statistics [NW/ W]		[Valid=79 /-] [Invalid=6756 /-]	
Value	Label	Cases	Percentage
0		11	13.9%
1		68	86.1%
Sysmiss		6756	
<i>Warning: these figures indicate the number of cases found in the data file. They cannot be interpreted as summary statistics of the population of interest.</i>			
# q71d_aquaculture			
Information		[Type= discrete] [Format=numeric] [Range= 0-0] [Missing=*]	
Statistics [NW/ W]		[Valid=79 /-] [Invalid=6756 /-]	
Value	Label	Cases	Percentage
0		79	100.0%
Sysmiss		6756	
<i>Warning: these figures indicate the number of cases found in the data file. They cannot be interpreted as summary statistics of the population of interest.</i>			
# q71e_transformation			
Information		[Type= discrete] [Format=numeric] [Range= 0-1] [Missing=*]	
Statistics [NW/ W]		[Valid=79 /-] [Invalid=6756 /-]	
Value	Label	Cases	Percentage
0		68	86.1%
1		11	13.9%
Sysmiss		6756	
<i>Warning: these figures indicate the number of cases found in the data file. They cannot be interpreted as summary statistics of the population of interest.</i>			
# q71f_nesait_pas_peche			
Information		[Type= discrete] [Format=numeric] [Range= 0-0] [Missing=*]	

# q71f_nesait_pas_peche			
Statistics [NW/ W]		[Valid=6 /-] [Invalid=6829 /-]	
Value	Label	Cases	Percentage
0		6	100.0%
Sysmiss		6829	
<i>Warning: these figures indicate the number of cases found in the data file. They cannot be interpreted as summary statistics of the population of interest.</i>			
# q71g_refuse_repond_peche			
Information		[Type= discrete] [Format=numeric] [Range= 0-0] [Missing=*]	
Statistics [NW/ W]		[Valid=6 /-] [Invalid=6829 /-]	
Value	Label	Cases	Percentage
0		6	100.0%
Sysmiss		6829	
<i>Warning: these figures indicate the number of cases found in the data file. They cannot be interpreted as summary statistics of the population of interest.</i>			
# q721_difficultes_rencontres			
Information		[Type= discrete] [Format=numeric] [Range= 0-1] [Missing=*]	
Statistics [NW/ W]		[Valid=79 /-] [Invalid=6756 /-]	
Value	Label	Cases	Percentage
0		40	50.6%
1		39	49.4%
Sysmiss		6756	
<i>Warning: these figures indicate the number of cases found in the data file. They cannot be interpreted as summary statistics of the population of interest.</i>			
# q722_types_difficultes_peche			
Information		[Type= discrete] [Format=numeric] [Missing=*]	
Statistics [NW/ W]		[Valid=0 /-] [Invalid=6835 /-]	
Value	Label	Cases	Percentage
Sysmiss		6835	
<i>Warning: these figures indicate the number of cases found in the data file. They cannot be interpreted as summary statistics of the population of interest.</i>			
# q723_poisson_plus_rare			
Information		[Type= discrete] [Format=numeric] [Range= 0-1] [Missing=*]	
Statistics [NW/ W]		[Valid=39 /-] [Invalid=6796 /-]	
Value	Label	Cases	Percentage
0		3	7.7%
1		36	92.3%
Sysmiss		6796	
<i>Warning: these figures indicate the number of cases found in the data file. They cannot be interpreted as summary statistics of the population of interest.</i>			
# q724_acces_carburant			
Information		[Type= discrete] [Format=numeric] [Range= 0-1] [Missing=*]	
Statistics [NW/ W]		[Valid=39 /-] [Invalid=6796 /-]	
Value	Label	Cases	Percentage
0		22	56.4%
1		17	43.6%
Sysmiss		6796	
<i>Warning: these figures indicate the number of cases found in the data file. They cannot be interpreted as summary statistics of the population of interest.</i>			

# q725_acces_materiel			
Information		[Type= discrete] [Format=numeric] [Range= 0-1] [Missing=*]	
Statistics [NW/ W]		[Valid=39 /-] [Invalid=6796 /-]	
Value	Label	Cases	Percentage
0		3	7.7%
1		36	92.3%
Sysmiss		6796	
<i>Warning: these figures indicate the number of cases found in the data file. They cannot be interpreted as summary statistics of the population of interest.</i>			
# q726_main_oeuvre			
Information		[Type= discrete] [Format=numeric] [Range= 0-1] [Missing=*]	
Statistics [NW/ W]		[Valid=39 /-] [Invalid=6796 /-]	
Value	Label	Cases	Percentage
0		24	61.5%
1		15	38.5%
Sysmiss		6796	
<i>Warning: these figures indicate the number of cases found in the data file. They cannot be interpreted as summary statistics of the population of interest.</i>			
# q727_autre			
Information		[Type= discrete] [Format=numeric] [Range= 0-1] [Missing=*]	
Statistics [NW/ W]		[Valid=39 /-] [Invalid=6796 /-]	
Value	Label	Cases	Percentage
0		38	97.4%
1		1	2.6%
Sysmiss		6796	
<i>Warning: these figures indicate the number of cases found in the data file. They cannot be interpreted as summary statistics of the population of interest.</i>			

# q727a_preciser_autre_prodHalieut			
Information		[Type= discrete] [Format=character] [Missing=*]	
Statistics [NW/ W]		[Valid=1 /-] [Invalid=0 /-]	
Value	Label	Cases	Percentage
MANQUE D'EAU DANS LES RIVIERE		1	100.0%
<i>Warning: these figures indicate the number of cases found in the data file. They cannot be interpreted as summary statistics of the population of interest.</i>			
# q8_conso_alim_str_adapt			
Information		[Type= discrete] [Format=numeric] [Missing=*]	
Statistics [NW/ W]		[Valid=0 /-] [Invalid=6835 /-]	
Value	Label	Cases	Percentage
Sysmiss		6835	
<i>Warning: these figures indicate the number of cases found in the data file. They cannot be interpreted as summary statistics of the population of interest.</i>			
# q81_consommation_alimentaire			
Information		[Type= discrete] [Format=numeric] [Missing=*]	
Statistics [NW/ W]		[Valid=0 /-] [Invalid=6835 /-]	
Value	Label	Cases	Percentage
Sysmiss		6835	
<i>Warning: these figures indicate the number of cases found in the data file. They cannot be interpreted as summary statistics of the population of interest.</i>			
# q81_acquisition_aliments			
Information		[Type= discrete] [Format=numeric] [Missing=*]	
Statistics [NW/ W]		[Valid=0 /-] [Invalid=6835 /-]	
Value	Label	Cases	Percentage
Sysmiss		6835	
<i>Warning: these figures indicate the number of cases found in the data file. They cannot be interpreted as summary statistics of the population of interest.</i>			
# q8111_mnag_atil_consom_hier_cere			
Information		[Type= discrete] [Format=numeric] [Range= 0-1] [Missing=*]	
Statistics [NW/ W]		[Valid=6826 /-] [Invalid=9 /-]	
Value	Label	Cases	Percentage
0		158	2.3%
1		6668	97.7%
Sysmiss		9	
<i>Warning: these figures indicate the number of cases found in the data file. They cannot be interpreted as summary statistics of the population of interest.</i>			
# q8112_consom_dernier7_jours_cere			
Information		[Type= discrete] [Format=numeric] [Range= 0-7] [Missing=*]	
Statistics [NW/ W]		[Valid=6826 /-] [Invalid=9 /-]	
Value	Label	Cases	Percentage
0		12	0.2%
1		60	0.9%
2		108	1.6%
3		257	3.8%
4		290	4.2%
5		898	13.2%

q8112_consom_dernier7_jours_cere

Value	Label	Cases	Percentage
6		798	11.7%
7		4403	64.5%
Sysmiss		9	

Warning: these figures indicate the number of cases found in the data file. They cannot be interpreted as summary statistics of the population of interest.

q8113_sourc_aliment_consom_cereca

Information	[Type= discrete] [Format=numeric] [Range= 1-8] [Missing=*]
Statistics [NW/ W]	[Valid=6814 /-] [Invalid=21 /-]

Value	Label	Cases	Percentage
1		5184	76.1%
2		1	0.0%
3		8	0.1%
4		7	0.1%
5		66	1.0%
6		1545	22.7%
7		2	0.0%
8		1	0.0%
Sysmiss		21	

Warning: these figures indicate the number of cases found in the data file. They cannot be interpreted as summary statistics of the population of interest.

q8114_autre_source_princ_cereal

Information	[Type= discrete] [Format=character] [Missing=*]
Statistics [NW/ W]	[Valid=1 /-] [Invalid=0 /-]

Value	Label	Cases	Percentage
ENTRAIDE		1	100.0%

Warning: these figures indicate the number of cases found in the data file. They cannot be interpreted as summary statistics of the population of interest.

q8121_mnag_atil_consom_hier_tube

Information	[Type= discrete] [Format=numeric] [Range= 0-1] [Missing=*]
Statistics [NW/ W]	[Valid=6826 /-] [Invalid=9 /-]

Value	Label	Cases	Percentage
0		3817	55.9%
1		3009	44.1%
Sysmiss		9	

Warning: these figures indicate the number of cases found in the data file. They cannot be interpreted as summary statistics of the population of interest.

q8122_consom_dernier7_jours_tube

Information	[Type= discrete] [Format=numeric] [Range= 0-7] [Missing=*]
Statistics [NW/ W]	[Valid=6826 /-] [Invalid=9 /-]

Value	Label	Cases	Percentage
0		2065	30.3%
1		801	11.7%
2		1452	21.3%
3		1094	16.0%
4		402	5.9%
5		399	5.8%

# q8122_consom_dernier7_jours_tube			
Value	Label	Cases	Percentage
6		135	2.0%
7		478	7.0%
Sysmiss		9	
<i>Warning: these figures indicate the number of cases found in the data file. They cannot be interpreted as summary statistics of the population of interest.</i>			
# q8123_sourc_aliment_consom_tuber			
Information		[Type= discrete] [Format=numeric] [Range= 1-7] [Missing=*]	
Statistics [NW/ W]		[Valid=4761 /-] [Invalid=2074 /-]	
Value	Label	Cases	Percentage
1		2946	61.9%
2		3	0.1%
3		5	0.1%
4		22	0.5%
5		155	3.3%
6		1622	34.1%
7		8	0.2%
Sysmiss		2074	
<i>Warning: these figures indicate the number of cases found in the data file. They cannot be interpreted as summary statistics of the population of interest.</i>			
# q8124_autre_source_princ_tuber			
Information		[Type= discrete] [Format=numeric] [Missing=*]	
Statistics [NW/ W]		[Valid=0 /-] [Invalid=6835 /-]	
Value	Label	Cases	Percentage
Sysmiss		6835	
<i>Warning: these figures indicate the number of cases found in the data file. They cannot be interpreted as summary statistics of the population of interest.</i>			
# q8131_mnag_atil_consom_hier_puls			
Information		[Type= discrete] [Format=numeric] [Range= 0-1] [Missing=*]	
Statistics [NW/ W]		[Valid=6826 /-] [Invalid=9 /-]	
Value	Label	Cases	Percentage
0		3687	54.0%
1		3139	46.0%
Sysmiss		9	
<i>Warning: these figures indicate the number of cases found in the data file. They cannot be interpreted as summary statistics of the population of interest.</i>			
# q8132_consom_dernier7_jours_puls			
Information		[Type= discrete] [Format=numeric] [Range= 0-7] [Missing=*]	
Statistics [NW/ W]		[Valid=6826 /-] [Invalid=9 /-]	
Value	Label	Cases	Percentage
0		1662	24.3%
1		1035	15.2%
2		1803	26.4%
3		1283	18.8%
4		472	6.9%
5		330	4.8%
6		75	1.1%

# q8132_consom_dernier7_jours_puls			
Value	Label	Cases	Percentage
7		166	2.4%
Sysmiss		9	
<i>Warning: these figures indicate the number of cases found in the data file. They cannot be interpreted as summary statistics of the population of interest.</i>			
# q8133_sourc_aliment_consom_pulse			
Information	[Type= discrete] [Format=numeric] [Range= 1-7] [Missing=*]		
Statistics [NW/ W]	[Valid=5164 /-] [Invalid=1671 /-]		
Value	Label	Cases	Percentage
1		2239	43.4%
2		16	0.3%
3		2	0.0%
4		20	0.4%
5		121	2.3%
6		2761	53.5%
7		5	0.1%
Sysmiss		1671	
<i>Warning: these figures indicate the number of cases found in the data file. They cannot be interpreted as summary statistics of the population of interest.</i>			
# q8134_autre_source_princ_pulse			
Information	[Type= discrete] [Format=numeric] [Missing=*]		
Statistics [NW/ W]	[Valid=0 /-] [Invalid=6835 /-]		
Value	Label	Cases	Percentage
Sysmiss		6835	
<i>Warning: these figures indicate the number of cases found in the data file. They cannot be interpreted as summary statistics of the population of interest.</i>			
# q8141_mnag_atil_consom_hier_lait			
Information	[Type= discrete] [Format=numeric] [Range= 0-1] [Missing=*]		
Statistics [NW/ W]	[Valid=6826 /-] [Invalid=9 /-]		
Value	Label	Cases	Percentage
0		6216	91.1%
1		610	8.9%
Sysmiss		9	
<i>Warning: these figures indicate the number of cases found in the data file. They cannot be interpreted as summary statistics of the population of interest.</i>			
# q8142_consom_dernier7_jours_lait			
Information	[Type= discrete] [Format=numeric] [Range= 0-7] [Missing=*]		
Statistics [NW/ W]	[Valid=6826 /-] [Invalid=9 /-]		
Value	Label	Cases	Percentage
0		5639	82.6%
1		360	5.3%
2		397	5.8%
3		202	3.0%
4		70	1.0%
5		60	0.9%
6		19	0.3%
7		79	1.2%

# q8142_consom_dernier7_jours_lait			
Value	Label	Cases	Percentage
Sysmiss		9	
<i>Warning: these figures indicate the number of cases found in the data file. They cannot be interpreted as summary statistics of the population of interest.</i>			
# q8143_sourc_aliment_consom_lait			
Information	[Type= discrete] [Format=numeric] [Range= 1-7] [Missing=*]		
Statistics [NW/ W]	[Valid=1187 /-] [Invalid=5648 /-]		
Value	Label	Cases	Percentage
1		105	8.8%
2		1	0.1%
3		4	0.3%
4		15	1.3%
5		54	4.5%
6		1006	84.8%
7		2	0.2%
Sysmiss		5648	
<i>Warning: these figures indicate the number of cases found in the data file. They cannot be interpreted as summary statistics of the population of interest.</i>			
# q8144_autre_source_princ_lait			
Information	[Type= discrete] [Format=numeric] [Missing=*]		
Statistics [NW/ W]	[Valid=0 /-] [Invalid=6835 /-]		
Value	Label	Cases	Percentage
Sysmiss		6835	
<i>Warning: these figures indicate the number of cases found in the data file. They cannot be interpreted as summary statistics of the population of interest.</i>			
# q8151_mnag_atil_consom_hier_vian			
Information	[Type= discrete] [Format=numeric] [Range= 0-1] [Missing=*]		
Statistics [NW/ W]	[Valid=6826 /-] [Invalid=9 /-]		
Value	Label	Cases	Percentage
0		3704	54.3%
1		3122	45.7%
Sysmiss		9	
<i>Warning: these figures indicate the number of cases found in the data file. They cannot be interpreted as summary statistics of the population of interest.</i>			
# q8152_consom_dernier7_jours_vian			
Information	[Type= discrete] [Format=numeric] [Range= 0-7] [Missing=*]		
Statistics [NW/ W]	[Valid=6826 /-] [Invalid=9 /-]		
Value	Label	Cases	Percentage
0		2538	37.2%
1		755	11.1%
2		1028	15.1%
3		745	10.9%
4		337	4.9%
5		398	5.8%
6		168	2.5%
7		857	12.6%
Sysmiss		9	

# q8152_consom_dernier7_jours_vian			
<i>Warning: these figures indicate the number of cases found in the data file. They cannot be interpreted as summary statistics of the population of interest.</i>			
# q8153_sourc_aliment_consom_viand			
Information		[Type= discrete] [Format=numeric] [Range= 1-8] [Missing=*]	
Statistics [NW/ W]		[Valid=4288 /-] [Invalid=2547 /-]	
Value	Label	Cases	Percentage
1		341	8.0%
2		94	2.2%
3		3	0.1%
4		22	0.5%
5		103	2.4%
6		3717	86.7%
7		4	0.1%
8		4	0.1%
Sysmiss		2547	
<i>Warning: these figures indicate the number of cases found in the data file. They cannot be interpreted as summary statistics of the population of interest.</i>			
# q8154_autre_source_princ_viandeP			
Information		[Type= discrete] [Format=character] [Missing=*]	
Statistics [NW/ W]		[Valid=4 /-] [Invalid=0 /-]	
Value	Label	Cases	Percentage
ACTIVITE DE CHARLATAN		1	25.0%
CHASSE		1	25.0%
LA PESTE, LES ANIMAUX MORTS		1	25.0%
MOUTON MORT		1	25.0%
<i>Warning: these figures indicate the number of cases found in the data file. They cannot be interpreted as summary statistics of the population of interest.</i>			
# q81511_mnag_atil_consom_hier_via			
Information		[Type= discrete] [Format=numeric] [Range= 0-1] [Missing=*]	
Statistics [NW/ W]		[Valid=4288 /-] [Invalid=2547 /-]	
Value	Label	Cases	Percentage
0		3162	73.7%
1		1126	26.3%
Sysmiss		2547	
<i>Warning: these figures indicate the number of cases found in the data file. They cannot be interpreted as summary statistics of the population of interest.</i>			
# q81512_consom_dernier7_jours_via			
Information		[Type= discrete] [Format=numeric] [Range= 0-7] [Missing=*]	
Statistics [NW/ W]		[Valid=4288 /-] [Invalid=2547 /-]	
Value	Label	Cases	Percentage
0		1982	46.2%
1		815	19.0%
2		819	19.1%
3		411	9.6%
4		105	2.4%

# q81512_consom_dernier7_jours_via			
Value	Label	Cases	Percentage
5		79	1.8%
6		18	0.4%
7		59	1.4%
Sysmiss		2547	
<i>Warning: these figures indicate the number of cases found in the data file. They cannot be interpreted as summary statistics of the population of interest.</i>			
# q81513_sourc_aliment_consom_vian			
Information		[Type= discrete] [Format=numeric] [Range= 1-8] [Missing=*]	
Statistics [NW/ W]		[Valid=2306 /-] [Invalid=4529 /-]	
Value	Label	Cases	Percentage
1		353	15.3%
2		32	1.4%
3		2	0.1%
4		11	0.5%
5		93	4.0%
6		1809	78.4%
7		2	0.1%
8		4	0.2%
Sysmiss		4529	
<i>Warning: these figures indicate the number of cases found in the data file. They cannot be interpreted as summary statistics of the population of interest.</i>			
# q81514_autre_source_princ_viande			
Information		[Type= discrete] [Format=character] [Missing=*]	
Statistics [NW/ W]		[Valid=4 /-] [Invalid=0 /-]	
Value	Label	Cases	Percentage
ACTIVITE DE CHARLATAN		1	25.0%
AUCASION DES FUNERAILLES EN COURS		1	25.0%
DON SAUVAGE		1	25.0%
		1	25.0%
<i>Warning: these figures indicate the number of cases found in the data file. They cannot be interpreted as summary statistics of the population of interest.</i>			
# q81521_mnag_atil_consom_hier_aba			
Information		[Type= discrete] [Format=numeric] [Range= 0-1] [Missing=*]	
Statistics [NW/ W]		[Valid=4288 /-] [Invalid=2547 /-]	
Value	Label	Cases	Percentage
0		4106	95.8%
1		182	4.2%
Sysmiss		2547	
<i>Warning: these figures indicate the number of cases found in the data file. They cannot be interpreted as summary statistics of the population of interest.</i>			
# q81522_consom_dernier7_jours_aba			
Information		[Type= discrete] [Format=numeric] [Range= 0-7] [Missing=*]	
Statistics [NW/ W]		[Valid=4288 /-] [Invalid=2547 /-]	

q81522_consom_dernier7_jours_aba

Value	Label	Cases	Percentage
0		3922	91.5%
1		139	3.2%
2		122	2.8%
3		61	1.4%
4		14	0.3%
5		14	0.3%
6		3	0.1%
7		13	0.3%
Sysmiss		2547	

Warning: these figures indicate the number of cases found in the data file. They cannot be interpreted as summary statistics of the population of interest.

q81523_source_aliment_consom_abat

Information	[Type= discrete] [Format=numeric] [Range= 1-8] [Missing=*]
Statistics [NW/ W]	[Valid=366 /-] [Invalid=6469 /-]

Value	Label	Cases	Percentage
1		54	14.8%
2		25	6.8%
5		13	3.6%
6		272	74.3%
8		2	0.5%
Sysmiss		6469	

Warning: these figures indicate the number of cases found in the data file. They cannot be interpreted as summary statistics of the population of interest.

q81524_autre_source_princ_abats

Information	[Type= discrete] [Format=character] [Missing=*]
Statistics [NW/ W]	[Valid=2 /-] [Invalid=0 /-]

Value	Label	Cases	Percentage
ACTIVITE DE CHARLATAN		1	50.0%
CHASSE		1	50.0%

Warning: these figures indicate the number of cases found in the data file. They cannot be interpreted as summary statistics of the population of interest.

q51531_mnag_atil_consom_hier_poi

Information	[Type= discrete] [Format=numeric] [Range= 0-1] [Missing=*]
Statistics [NW/ W]	[Valid=4288 /-] [Invalid=2547 /-]

Value	Label	Cases	Percentage
0		2236	52.1%
1		2052	47.9%
Sysmiss		2547	

Warning: these figures indicate the number of cases found in the data file. They cannot be interpreted as summary statistics of the population of interest.

q81532_consom_dernier7_jours_poi

Information	[Type= discrete] [Format=numeric] [Range= 0-7] [Missing=*]
Statistics [NW/ W]	[Valid=4288 /-] [Invalid=2547 /-]

Value	Label	Cases	Percentage
0		1512	35.3%

q81532_consom_dernier7_jours_poi

Value	Label	Cases	Percentage
1		348	8.1%
2		656	15.3%
3		468	10.9%
4		236	5.5%
5		315	7.3%
6		131	3.1%
7		622	14.5%
Sysmiss		2547	

Warning: these figures indicate the number of cases found in the data file. They cannot be interpreted as summary statistics of the population of interest.

q81533_sourc_aliment_consom_pois

Information	[Type= discrete] [Format=numeric] [Range= 1-7] [Missing=*]
Statistics [NW/ W]	[Valid=2776 /-] [Invalid=4059 /-]

Value	Label	Cases	Percentage
1		25	0.9%
2		51	1.8%
3		1	0.0%
4		8	0.3%
5		40	1.4%
6		2649	95.4%
7		2	0.1%
Sysmiss		4059	

Warning: these figures indicate the number of cases found in the data file. They cannot be interpreted as summary statistics of the population of interest.

q81534_autre_source_princ_poisso

Information	[Type= discrete] [Format=numeric] [Missing=*]
Statistics [NW/ W]	[Valid=0 /-] [Invalid=6835 /-]

Value	Label	Cases	Percentage
Sysmiss		6835	

Warning: these figures indicate the number of cases found in the data file. They cannot be interpreted as summary statistics of the population of interest.

q81541_mnag_atil_consom_hier_oeu

Information	[Type= discrete] [Format=numeric] [Range= 0-1] [Missing=*]
Statistics [NW/ W]	[Valid=4288 /-] [Invalid=2547 /-]

Value	Label	Cases	Percentage
0		3925	91.5%
1		363	8.5%
Sysmiss		2547	

Warning: these figures indicate the number of cases found in the data file. They cannot be interpreted as summary statistics of the population of interest.

q81542_consom_dernier7_jours_oeu

Information	[Type= discrete] [Format=numeric] [Range= 0-7] [Missing=*]
Statistics [NW/ W]	[Valid=4288 /-] [Invalid=2547 /-]

Value	Label	Cases	Percentage
0		3481	81.2%
1		320	7.5%

# q81542_consom_dernier7_jours_oeu			
Value	Label	Cases	Percentage
2		284	6.6%
3		126	2.9%
4		30	0.7%
5		26	0.6%
6		6	0.1%
7		15	0.3%
Sysmiss		2547	
<i>Warning: these figures indicate the number of cases found in the data file. They cannot be interpreted as summary statistics of the population of interest.</i>			
# q81543_sourc_aliment_consom_oeuf			
Information		[Type= discrete] [Format=numeric] [Range= 1-8] [Missing=*]	
Statistics [NW/ W]		[Valid=807 /-] [Invalid=6028 /-]	
Value	Label	Cases	Percentage
1		280	34.7%
2		2	0.2%
4		2	0.2%
5		16	2.0%
6		505	62.6%
8		2	0.2%
Sysmiss		6028	
<i>Warning: these figures indicate the number of cases found in the data file. They cannot be interpreted as summary statistics of the population of interest.</i>			
# q81544_autre_source_princ_oeuf			
Information		[Type= discrete] [Format=character] [Missing=*]	
Statistics [NW/ W]		[Valid=2 /-] [Invalid=0 /-]	
Value	Label	Cases	Percentage
1		1	50.0%
DE L'ELEVAGE		1	50.0%
<i>Warning: these figures indicate the number of cases found in the data file. They cannot be interpreted as summary statistics of the population of interest.</i>			
# q8161_mnag_atil_consom_hier_legu			
Information		[Type= discrete] [Format=numeric] [Range= 0-1] [Missing=*]	
Statistics [NW/ W]		[Valid=6826 /-] [Invalid=9 /-]	
Value	Label	Cases	Percentage
0		2515	36.8%
1		4311	63.2%
Sysmiss		9	
<i>Warning: these figures indicate the number of cases found in the data file. They cannot be interpreted as summary statistics of the population of interest.</i>			
# q8162_consom_dernier7_jours_legu			
Information		[Type= discrete] [Format=numeric] [Range= 0-7] [Missing=*]	
Statistics [NW/ W]		[Valid=6826 /-] [Invalid=9 /-]	
Value	Label	Cases	Percentage
0		1667	24.4%
1		365	5.3%
2		863	12.6%

# q8162_consom_dernier7_jours_legu			
Value	Label	Cases	Percentage
3		947	13.9%
4		542	7.9%
5		690	10.1%
6		310	4.5%
7		1442	21.1%
Sysmiss		9	
<i>Warning: these figures indicate the number of cases found in the data file. They cannot be interpreted as summary statistics of the population of interest.</i>			
# q8163_sourc_aliment_consom_legum			
Information		[Type= discrete] [Format=numeric] [Range= 1-7] [Missing=*]	
Statistics [NW/ W]		[Valid=5159 /-] [Invalid=1676 /-]	
Value	Label	Cases	Percentage
1		551	10.7%
2		31	0.6%
3		1	0.0%
4		18	0.3%
5		82	1.6%
6		4473	86.7%
7		3	0.1%
Sysmiss		1676	
<i>Warning: these figures indicate the number of cases found in the data file. They cannot be interpreted as summary statistics of the population of interest.</i>			
# q8164_autre_source_princ_legumes			
Information		[Type= discrete] [Format=numeric] [Missing=*]	
Statistics [NW/ W]		[Valid=0 /-] [Invalid=6835 /-]	
Value	Label	Cases	Percentage
Sysmiss		6835	
<i>Warning: these figures indicate the number of cases found in the data file. They cannot be interpreted as summary statistics of the population of interest.</i>			
# q81611_mnag_atil_consom_hier_leg			
Information		[Type= discrete] [Format=numeric] [Range= 0-1] [Missing=*]	
Statistics [NW/ W]		[Valid=5159 /-] [Invalid=1676 /-]	
Value	Label	Cases	Percentage
0		4767	92.4%
1		392	7.6%
Sysmiss		1676	
<i>Warning: these figures indicate the number of cases found in the data file. They cannot be interpreted as summary statistics of the population of interest.</i>			
# q81612_consom_dernier7_jours_leg			
Information		[Type= discrete] [Format=numeric] [Range= 0-7] [Missing=*]	
Statistics [NW/ W]		[Valid=5159 /-] [Invalid=1676 /-]	
Value	Label	Cases	Percentage
0		4320	83.7%
1		288	5.6%
2		306	5.9%
3		134	2.6%

# q81612_consom_dernier7_jours_leg			
Value	Label	Cases	Percentage
4		44	0.9%
5		36	0.7%
6		16	0.3%
7		15	0.3%
Sysmiss		1676	
<i>Warning: these figures indicate the number of cases found in the data file. They cannot be interpreted as summary statistics of the population of interest.</i>			
# q81613_sourc_aliment_consom_lego			
Information		[Type= discrete] [Format=numeric] [Range= 1-7] [Missing=*]	
Statistics [NW/ W]		[Valid=839 /-] [Invalid=5996 /-]	
Value	Label	Cases	Percentage
1		134	16.0%
2		9	1.1%
3		2	0.2%
4		7	0.8%
5		24	2.9%
6		661	78.8%
7		2	0.2%
Sysmiss		5996	
<i>Warning: these figures indicate the number of cases found in the data file. They cannot be interpreted as summary statistics of the population of interest.</i>			
# q81614_autre_source_princ_legor			
Information		[Type= discrete] [Format=numeric] [Missing=*]	
Statistics [NW/ W]		[Valid=0 /-] [Invalid=6835 /-]	
Value	Label	Cases	Percentage
Sysmiss		6835	
<i>Warning: these figures indicate the number of cases found in the data file. They cannot be interpreted as summary statistics of the population of interest.</i>			
# q81621_mnag_atil_consom_hier_leg			
Information		[Type= discrete] [Format=numeric] [Range= 0-1] [Missing=*]	
Statistics [NW/ W]		[Valid=5159 /-] [Invalid=1676 /-]	
Value	Label	Cases	Percentage
0		1845	35.8%
1		3314	64.2%
Sysmiss		1676	
<i>Warning: these figures indicate the number of cases found in the data file. They cannot be interpreted as summary statistics of the population of interest.</i>			
# q81622_consom_dernier7_jours_leg			
Information		[Type= discrete] [Format=numeric] [Range= 0-7] [Missing=*]	
Statistics [NW/ W]		[Valid=5159 /-] [Invalid=1676 /-]	
Value	Label	Cases	Percentage
0		778	15.1%
1		296	5.7%
2		858	16.6%
3		1058	20.5%
4		657	12.7%

q81622_consom_dernier7_jours_leg

Value	Label	Cases	Percentage
5		760	14.7%
6		279	5.4%
7		473	9.2%
Sysmiss		1676	

Warning: these figures indicate the number of cases found in the data file. They cannot be interpreted as summary statistics of the population of interest.

# q81623_sourc_aliment_consom_legF			
Information	[Type= discrete] [Format=numeric] [Range= 1-7] [Missing=*]		
Statistics [NW/ W]	[Valid=4381 /-] [Invalid=2454 /-]		
Value	Label	Cases	Percentage
1		905	20.7%
2		252	5.8%
3		2	0.0%
4		11	0.3%
5		84	1.9%
6		3121	71.2%
7		6	0.1%
Sysmiss		2454	
<i>Warning: these figures indicate the number of cases found in the data file. They cannot be interpreted as summary statistics of the population of interest.</i>			
# q81624_autre_source_princ_legFVF			
Information	[Type= discrete] [Format=numeric] [Missing=*]		
Statistics [NW/ W]	[Valid=0 /-] [Invalid=6835 /-]		
Value	Label	Cases	Percentage
Sysmiss		6835	
<i>Warning: these figures indicate the number of cases found in the data file. They cannot be interpreted as summary statistics of the population of interest.</i>			
# q81631_mnag_atil_consom_hier_aut			
Information	[Type= discrete] [Format=numeric] [Range= 0-1] [Missing=*]		
Statistics [NW/ W]	[Valid=5159 /-] [Invalid=1676 /-]		
Value	Label	Cases	Percentage
0		4394	85.2%
1		765	14.8%
Sysmiss		1676	
<i>Warning: these figures indicate the number of cases found in the data file. They cannot be interpreted as summary statistics of the population of interest.</i>			
# q81632_consom_dernier7_jours_aut			
Information	[Type= discrete] [Format=numeric] [Range= 0-7] [Missing=*]		
Statistics [NW/ W]	[Valid=5159 /-] [Invalid=1676 /-]		
Value	Label	Cases	Percentage
0		3710	71.9%
1		313	6.1%
2		530	10.3%
3		304	5.9%
4		90	1.7%
5		112	2.2%
6		29	0.6%
7		71	1.4%
Sysmiss		1676	
<i>Warning: these figures indicate the number of cases found in the data file. They cannot be interpreted as summary statistics of the population of interest.</i>			
# q81633_sourc_aliment_consom_autr			
Information	[Type= discrete] [Format=numeric] [Range= 1-7] [Missing=*]		
Statistics [NW/ W]	[Valid=1449 /-] [Invalid=5386 /-]		

q81633_sourc_aliment_consom_autr

Value	Label	Cases	Percentage
1		337	23.3%
2		162	11.2%
4		9	0.6%
5		56	3.9%
6		884	61.0%
7		1	0.1%
Sysmiss		5386	

Warning: these figures indicate the number of cases found in the data file. They cannot be interpreted as summary statistics of the population of interest.

q81634_autre_source_princ_autres

Information	[Type= discrete] [Format=numeric] [Missing=*]
Statistics [NW/ W]	[Valid=0 /-] [Invalid=6835 /-]

Value	Label	Cases	Percentage
Sysmiss		6835	

Warning: these figures indicate the number of cases found in the data file. They cannot be interpreted as summary statistics of the population of interest.

q8171_mnag_atil_consom_hier_fru

Information	[Type= discrete] [Format=numeric] [Range= 0-1] [Missing=*]
Statistics [NW/ W]	[Valid=6826 /-] [Invalid=9 /-]

Value	Label	Cases	Percentage
0		5659	82.9%
1		1167	17.1%
Sysmiss		9	

Warning: these figures indicate the number of cases found in the data file. They cannot be interpreted as summary statistics of the population of interest.

q8172_consom_dernier7_jours_fru

Information	[Type= discrete] [Format=numeric] [Range= 0-7] [Missing=*]
Statistics [NW/ W]	[Valid=6826 /-] [Invalid=9 /-]

Value	Label	Cases	Percentage
0		4791	70.2%
1		586	8.6%
2		790	11.6%
3		358	5.2%
4		126	1.8%
5		110	1.6%
6		17	0.2%
7		48	0.7%
Sysmiss		9	

Warning: these figures indicate the number of cases found in the data file. They cannot be interpreted as summary statistics of the population of interest.

q8173_sourc_aliment_consom_fruit

Information	[Type= discrete] [Format=numeric] [Range= 1-7] [Missing=*]
Statistics [NW/ W]	[Valid=2035 /-] [Invalid=4800 /-]

Value	Label	Cases	Percentage
1		634	31.2%
2		218	10.7%

q8173_sourc_aliment_consom_fruit

Value	Label	Cases	Percentage
4		4	0.2%
5		84	4.1%
6		1091	53.6%
7		4	0.2%
Sysmiss		4800	

Warning: these figures indicate the number of cases found in the data file. They cannot be interpreted as summary statistics of the population of interest.

q8174_autre_source_princ_fruits

Information	[Type= discrete] [Format=numeric] [Missing=*]
Statistics [NW/ W]	[Valid=0 /-] [Invalid=6835 /-]

Value	Label	Cases	Percentage
Sysmiss		6835	

Warning: these figures indicate the number of cases found in the data file. They cannot be interpreted as summary statistics of the population of interest.

q81711_mnag_atil_consom_hier_fru

Information	[Type= discrete] [Format=numeric] [Range= 0-1] [Missing=*]
Statistics [NW/ W]	[Valid=2035 /-] [Invalid=4800 /-]

Value	Label	Cases	Percentage
0		1619	79.6%
1		416	20.4%
Sysmiss		4800	

Warning: these figures indicate the number of cases found in the data file. They cannot be interpreted as summary statistics of the population of interest.

q81712_consom_dernier7_jours_fru

Information	[Type= discrete] [Format=numeric] [Range= 0-7] [Missing=*]
Statistics [NW/ W]	[Valid=2035 /-] [Invalid=4800 /-]

Value	Label	Cases	Percentage
0		1197	58.8%
1		295	14.5%
2		350	17.2%
3		115	5.7%
4		27	1.3%
5		25	1.2%
6		5	0.2%
7		21	1.0%
Sysmiss		4800	

Warning: these figures indicate the number of cases found in the data file. They cannot be interpreted as summary statistics of the population of interest.

q81713_sourc_aliment_consom_fru

Information	[Type= discrete] [Format=numeric] [Range= 1-7] [Missing=*]
Statistics [NW/ W]	[Valid=838 /-] [Invalid=5997 /-]

Value	Label	Cases	Percentage
1		266	31.7%
2		69	8.2%
3		2	0.2%
4		3	0.4%

# q81713_sourc_aliment_consom_fru			
Value	Label	Cases	Percentage
5		47	5.6%
6		449	53.6%
7		2	0.2%
Sysmiss		5997	
<i>Warning: these figures indicate the number of cases found in the data file. They cannot be interpreted as summary statistics of the population of interest.</i>			
# q81714_autre_source_princ_fruits			
Information		[Type= discrete] [Format=numeric] [Missing=*]	
Statistics [NW/ W]		[Valid=0 /-] [Invalid=6835 /-]	
Value	Label	Cases	Percentage
Sysmiss		6835	
<i>Warning: these figures indicate the number of cases found in the data file. They cannot be interpreted as summary statistics of the population of interest.</i>			
# q81721_mnag_atil_consom_hier_aut			
Information		[Type= discrete] [Format=numeric] [Range= 0-1] [Missing=*]	
Statistics [NW/ W]		[Valid=2035 /-] [Invalid=4800 /-]	
Value	Label	Cases	Percentage
0		1819	89.4%
1		216	10.6%
Sysmiss		4800	
<i>Warning: these figures indicate the number of cases found in the data file. They cannot be interpreted as summary statistics of the population of interest.</i>			
# q81722_consom_dernier7_jours_aut			
Information		[Type= discrete] [Format=numeric] [Range= 0-7] [Missing=*]	
Statistics [NW/ W]		[Valid=2035 /-] [Invalid=4800 /-]	
Value	Label	Cases	Percentage
0		1622	79.7%
1		133	6.5%
2		153	7.5%
3		75	3.7%
4		14	0.7%
5		19	0.9%
6		3	0.1%
7		16	0.8%
Sysmiss		4800	
<i>Warning: these figures indicate the number of cases found in the data file. They cannot be interpreted as summary statistics of the population of interest.</i>			
# q81723_sourc_aliment_consom_autr			
Information		[Type= discrete] [Format=numeric] [Range= 1-7] [Missing=*]	
Statistics [NW/ W]		[Valid=413 /-] [Invalid=6422 /-]	
Value	Label	Cases	Percentage
1		109	26.4%
2		49	11.9%
3		3	0.7%
5		24	5.8%
6		226	54.7%

# q81723_sourc_aliment_consom_autr			
Value	Label	Cases	Percentage
7		2	0.5%
Sysmiss		6422	
<i>Warning: these figures indicate the number of cases found in the data file. They cannot be interpreted as summary statistics of the population of interest.</i>			
# q81724_autre_source_princ_autres			
Information		[Type= discrete] [Format=numeric] [Missing=*]	
Statistics [NW/ W]		[Valid=0 /-] [Invalid=6835 /-]	
Value	Label	Cases	Percentage
Sysmiss		6835	
<i>Warning: these figures indicate the number of cases found in the data file. They cannot be interpreted as summary statistics of the population of interest.</i>			
# q8181_mnag_atil_consom_hier_huil			
Information		[Type= discrete] [Format=numeric] [Range= 0-1] [Missing=*]	
Statistics [NW/ W]		[Valid=6826 /-] [Invalid=9 /-]	
Value	Label	Cases	Percentage
0		2763	40.5%
1		4063	59.5%
Sysmiss		9	
<i>Warning: these figures indicate the number of cases found in the data file. They cannot be interpreted as summary statistics of the population of interest.</i>			
# q8182_consom_dernier7_jours_huil			
Information		[Type= discrete] [Format=numeric] [Range= 0-7] [Missing=*]	
Statistics [NW/ W]		[Valid=6826 /-] [Invalid=9 /-]	
Value	Label	Cases	Percentage
0		1157	16.9%
1		653	9.6%
2		1383	20.3%
3		1388	20.3%
4		782	11.5%
5		683	10.0%
6		209	3.1%
7		571	8.4%
Sysmiss		9	
<i>Warning: these figures indicate the number of cases found in the data file. They cannot be interpreted as summary statistics of the population of interest.</i>			
# q8183_sourc_aliment_consom_huile			
Information		[Type= discrete] [Format=numeric] [Range= 1-8] [Missing=*]	
Statistics [NW/ W]		[Valid=5669 /-] [Invalid=1166 /-]	
Value	Label	Cases	Percentage
1		225	4.0%
2		1	0.0%
3		1	0.0%
4		21	0.4%
5		59	1.0%
6		5355	94.5%
7		6	0.1%

# q8183_sourc_aliment_consom_huile			
Value	Label	Cases	Percentage
8		1	0.0%
Sysmiss		1166	
<i>Warning: these figures indicate the number of cases found in the data file. They cannot be interpreted as summary statistics of the population of interest.</i>			
# q8184_autre_source_princ_huile			
Information		[Type= discrete] [Format=character] [Missing=*]	
Statistics [NW/ W]		[Valid=1 /-] [Invalid=0 /-]	
Value	Label	Cases	Percentage
HERITAGE		1	100.0%
<i>Warning: these figures indicate the number of cases found in the data file. They cannot be interpreted as summary statistics of the population of interest.</i>			
# q8191_mnag_atil_consom_hier_suc			
Information		[Type= discrete] [Format=numeric] [Range= 0-1] [Missing=*]	
Statistics [NW/ W]		[Valid=6826 /-] [Invalid=9 /-]	
Value	Label	Cases	Percentage
0		4162	61.0%
1		2664	39.0%
Sysmiss		9	
<i>Warning: these figures indicate the number of cases found in the data file. They cannot be interpreted as summary statistics of the population of interest.</i>			
# q8192_consom_dernier7_jours_sucr			
Information		[Type= discrete] [Format=numeric] [Range= 0-7] [Missing=*]	
Statistics [NW/ W]		[Valid=6826 /-] [Invalid=9 /-]	
Value	Label	Cases	Percentage
0		3031	44.4%
1		521	7.6%
2		958	14.0%
3		767	11.2%
4		373	5.5%
5		430	6.3%
6		120	1.8%
7		626	9.2%
Sysmiss		9	
<i>Warning: these figures indicate the number of cases found in the data file. They cannot be interpreted as summary statistics of the population of interest.</i>			
# q8193_sourc_aliment_consom_sucré			
Information		[Type= discrete] [Format=numeric] [Range= 1-8] [Missing=*]	
Statistics [NW/ W]		[Valid=3795 /-] [Invalid=3040 /-]	
Value	Label	Cases	Percentage
1		28	0.7%
2		12	0.3%
3		1	0.0%
4		16	0.4%
5		30	0.8%
6		3698	97.4%
7		8	0.2%

# q8193_sourc_aliment_consom_sucre			
Value	Label	Cases	Percentage
8		2	0.1%
Sysmiss		3040	
<i>Warning: these figures indicate the number of cases found in the data file. They cannot be interpreted as summary statistics of the population of interest.</i>			
# q8194_autre_source_princ_sucre			
Information		[Type= discrete] [Format=character] [Missing=*]	
Statistics [NW/ W]		[Valid=2 /-] [Invalid=0 /-]	
Value	Label	Cases	Percentage
MIEL SAUVAGE		1	50.0%
MIEL SAUVAGES		1	50.0%
<i>Warning: these figures indicate the number of cases found in the data file. They cannot be interpreted as summary statistics of the population of interest.</i>			
# q81101_mnag_atil_consom_hier_con			
Information		[Type= discrete] [Format=numeric] [Range= 0-1] [Missing=*]	
Statistics [NW/ W]		[Valid=6826 /-] [Invalid=9 /-]	
Value	Label	Cases	Percentage
0		1036	15.2%
1		5790	84.8%
Sysmiss		9	
<i>Warning: these figures indicate the number of cases found in the data file. They cannot be interpreted as summary statistics of the population of interest.</i>			
# q81102_consom_dernier7_jours_con			
Information		[Type= discrete] [Format=numeric] [Range= 0-7] [Missing=*]	
Statistics [NW/ W]		[Valid=6826 /-] [Invalid=9 /-]	
Value	Label	Cases	Percentage
0		789	11.6%
1		135	2.0%
2		287	4.2%
3		380	5.6%
4		259	3.8%
5		405	5.9%
6		369	5.4%
7		4202	61.6%
Sysmiss		9	
<i>Warning: these figures indicate the number of cases found in the data file. They cannot be interpreted as summary statistics of the population of interest.</i>			
# q81103_sourc_aliment_consom_cond			
Information		[Type= discrete] [Format=numeric] [Range= 1-8] [Missing=*]	
Statistics [NW/ W]		[Valid=6037 /-] [Invalid=798 /-]	
Value	Label	Cases	Percentage
1		128	2.1%
2		7	0.1%
3		9	0.1%
4		15	0.2%
5		38	0.6%

# q81103_sourc_aliment_consom_cond			
Value	Label	Cases	Percentage
6		5836	96.7%
7		3	0.0%
8		1	0.0%
Sysmiss		798	
<i>Warning: these figures indicate the number of cases found in the data file. They cannot be interpreted as summary statistics of the population of interest.</i>			
# q81104_autre_source_princ_condim			
Information		[Type= discrete] [Format=character] [Missing=*]	
Statistics [NW/ W]		[Valid=1 /-] [Invalid=0 /-]	
Value	Label	Cases	Percentage
MARCHE		1	100.0%
<i>Warning: these figures indicate the number of cases found in the data file. They cannot be interpreted as summary statistics of the population of interest.</i>			
# q821a_aucun_alim_manger			
Information		[Type= discrete] [Format=numeric] [Range= 0-1] [Missing=*]	
Statistics [NW/ W]		[Valid=6826 /-] [Invalid=9 /-]	
Value	Label	Cases	Percentage
0		5226	76.6%
1		1600	23.4%
Sysmiss		9	
<i>Warning: these figures indicate the number of cases found in the data file. They cannot be interpreted as summary statistics of the population of interest.</i>			
# q821b_combien_de_fois			
Information		[Type= discrete] [Format=numeric] [Range= 1-3] [Missing=*]	
Statistics [NW/ W]		[Valid=1600 /-] [Invalid=5235 /-]	
Value	Label	Cases	Percentage
1		1131	70.7%
2		420	26.2%
3		49	3.1%
Sysmiss		5235	
<i>Warning: these figures indicate the number of cases found in the data file. They cannot be interpreted as summary statistics of the population of interest.</i>			
# q822a_dormir_affame_soir			
Information		[Type= discrete] [Format=numeric] [Range= 0-1] [Missing=*]	
Statistics [NW/ W]		[Valid=6826 /-] [Invalid=9 /-]	
Value	Label	Cases	Percentage
0		5750	84.2%
1		1076	15.8%
Sysmiss		9	
<i>Warning: these figures indicate the number of cases found in the data file. They cannot be interpreted as summary statistics of the population of interest.</i>			
# q822b_combien_de_fois_822b			
Information		[Type= discrete] [Format=numeric] [Range= 1-3] [Missing=*]	
Statistics [NW/ W]		[Valid=1076 /-] [Invalid=5759 /-]	
Value	Label	Cases	Percentage
1		752	69.9%

q822b_combien_de_fois_822b

Value	Label	Cases	Percentage
2		295	27.4%
3		29	2.7%
Sysmiss		5759	

Warning: these figures indicate the number of cases found in the data file. They cannot be interpreted as summary statistics of the population of interest.

q823a_jour_nuit_sans_rien_mang

Information	[Type= discrete] [Format=numeric] [Range= 0-1] [Missing=*]
Statistics [NW/ W]	[Valid=6826 /-] [Invalid=9 /-]

Value	Label	Cases	Percentage
0		6177	90.5%
1		649	9.5%
Sysmiss		9	

Warning: these figures indicate the number of cases found in the data file. They cannot be interpreted as summary statistics of the population of interest.

q823b_combien_de_fois_823b

Information	[Type= discrete] [Format=numeric] [Range= 1-3] [Missing=*]
Statistics [NW/ W]	[Valid=649 /-] [Invalid=6186 /-]

Value	Label	Cases	Percentage
1		492	75.8%
2		127	19.6%
3		30	4.6%
Sysmiss		6186	

Warning: these figures indicate the number of cases found in the data file. They cannot be interpreted as summary statistics of the population of interest.

questions_FIES

Information	[Type= discrete] [Format=numeric] [Missing=*]
Statistics [NW/ W]	[Valid=0 /-] [Invalid=6835 /-]

Value	Label	Cases	Percentage
Sysmiss		6835	

Warning: these figures indicate the number of cases found in the data file. They cannot be interpreted as summary statistics of the population of interest.

q83F1_insuffisance_nourriture

Information	[Type= discrete] [Format=numeric] [Range= 0-99] [Missing=*]
Statistics [NW/ W]	[Valid=6826 /-] [Invalid=9 /-]

Value	Label	Cases	Percentage
0		2004	29.4%
1		4731	69.3%
88		65	1.0%
99		26	0.4%
Sysmiss		9	

Warning: these figures indicate the number of cases found in the data file. They cannot be interpreted as summary statistics of the population of interest.

q83F2_pas_manger_nourrit_saine

Information	[Type= discrete] [Format=numeric] [Range= 0-99] [Missing=*]
Statistics [NW/ W]	[Valid=6826 /-] [Invalid=9 /-]

q83F2_pas_manger_nourrit_saine

Value	Label	Cases	Percentage
0		2404	35.2%
1		4323	63.3%
88		76	1.1%
99		23	0.3%
Sysmiss		9	

Warning: these figures indicate the number of cases found in the data file. They cannot be interpreted as summary statistics of the population of interest.

q83F3_nourrit_peu_varie

Information [Type= discrete] [Format=numeric] [Range= 0-99] [Missing=*]

Statistics [NW/ W] [Valid=6826 /-] [Invalid=9 /-]

Value	Label	Cases	Percentage
0		2176	31.9%
1		4543	66.6%
88		78	1.1%
99		29	0.4%
Sysmiss		9	

Warning: these figures indicate the number of cases found in the data file. They cannot be interpreted as summary statistics of the population of interest.

q83F4_sauter_un_repas

Information [Type= discrete] [Format=numeric] [Range= 0-99] [Missing=*]

Statistics [NW/ W] [Valid=6826 /-] [Invalid=9 /-]

Value	Label	Cases	Percentage
0		3086	45.2%
1		3634	53.2%
88		72	1.1%
99		34	0.5%
Sysmiss		9	

Warning: these figures indicate the number of cases found in the data file. They cannot be interpreted as summary statistics of the population of interest.

q83F5_pas_mange_autant_fallu

Information [Type= discrete] [Format=numeric] [Range= 0-99] [Missing=*]

Statistics [NW/ W] [Valid=6826 /-] [Invalid=9 /-]

Value	Label	Cases	Percentage
0		2815	41.2%
1		3905	57.2%
88		78	1.1%
99		28	0.4%
Sysmiss		9	

Warning: these figures indicate the number of cases found in the data file. They cannot be interpreted as summary statistics of the population of interest.

q83F6_plus_nourriture

Information [Type= discrete] [Format=numeric] [Range= 0-99] [Missing=*]

Statistics [NW/ W] [Valid=6826 /-] [Invalid=9 /-]

Value	Label	Cases	Percentage
0		4205	61.6%
1		2509	36.8%

# q83F6_plus_nourriture			
Value	Label	Cases	Percentage
88		75	1.1%
99		37	0.5%
Sysmiss		9	
<i>Warning: these figures indicate the number of cases found in the data file. They cannot be interpreted as summary statistics of the population of interest.</i>			
# q83F6a_plus_nourriture_30jrs			
Information	[Type= discrete] [Format=numeric] [Range= 0-99] [Missing=*]		
Statistics [NW/ W]	[Valid=2509 /-] [Invalid=4326 /-]		
Value	Label	Cases	Percentage
0		979	39.0%
1		1510	60.2%
88		12	0.5%
99		8	0.3%
Sysmiss		4326	
<i>Warning: these figures indicate the number of cases found in the data file. They cannot be interpreted as summary statistics of the population of interest.</i>			
# q83F6b_frequence_plus_nourriture			
Information	[Type= discrete] [Format=numeric] [Range= 1-99] [Missing=*]		
Statistics [NW/ W]	[Valid=1510 /-] [Invalid=5325 /-]		
Value	Label	Cases	Percentage
1		1068	70.7%
2		373	24.7%
3		62	4.1%
88		6	0.4%
99		1	0.1%
Sysmiss		5325	
<i>Warning: these figures indicate the number of cases found in the data file. They cannot be interpreted as summary statistics of the population of interest.</i>			
# q83F7_faim_pas_mange			
Information	[Type= discrete] [Format=numeric] [Range= 0-99] [Missing=*]		
Statistics [NW/ W]	[Valid=6826 /-] [Invalid=9 /-]		
Value	Label	Cases	Percentage
0		4375	64.1%
1		2317	33.9%
88		96	1.4%
99		38	0.6%
Sysmiss		9	
<i>Warning: these figures indicate the number of cases found in the data file. They cannot be interpreted as summary statistics of the population of interest.</i>			
# q83F7a_faim_pas_mange_30jrs			
Information	[Type= discrete] [Format=numeric] [Range= 0-99] [Missing=*]		
Statistics [NW/ W]	[Valid=2317 /-] [Invalid=4518 /-]		
Value	Label	Cases	Percentage
0		850	36.7%
1		1452	62.7%
88		9	0.4%

# q83F7a_faim_pas_mange_30jrs			
Value	Label	Cases	Percentage
99		6	0.3%
Sysmiss		4518	
<i>Warning: these figures indicate the number of cases found in the data file. They cannot be interpreted as summary statistics of the population of interest.</i>			
# q83F7b_frequence_faim_pas_mange_			
Information		[Type= discrete] [Format=numeric] [Range= 1-99] [Missing=*]	
Statistics [NW/ W]		[Valid=1452 /-] [Invalid=5383 /-]	
Value	Label	Cases	Percentage
1		1037	71.4%
2		367	25.3%
3		43	3.0%
88		4	0.3%
99		1	0.1%
Sysmiss		5383	
<i>Warning: these figures indicate the number of cases found in the data file. They cannot be interpreted as summary statistics of the population of interest.</i>			
# q83F8_sans_manger_journee			
Information		[Type= discrete] [Format=numeric] [Range= 0-99] [Missing=*]	
Statistics [NW/ W]		[Valid=6826 /-] [Invalid=9 /-]	
Value	Label	Cases	Percentage
0		5472	80.2%
1		1216	17.8%
88		96	1.4%
99		42	0.6%
Sysmiss		9	
<i>Warning: these figures indicate the number of cases found in the data file. They cannot be interpreted as summary statistics of the population of interest.</i>			
# q83F8a_sans_manger_journee_30jrs			
Information		[Type= discrete] [Format=numeric] [Range= 0-99] [Missing=*]	
Statistics [NW/ W]		[Valid=1216 /-] [Invalid=5619 /-]	
Value	Label	Cases	Percentage
0		365	30.0%
1		843	69.3%
88		6	0.5%
99		2	0.2%
Sysmiss		5619	
<i>Warning: these figures indicate the number of cases found in the data file. They cannot be interpreted as summary statistics of the population of interest.</i>			

# q83F8b_frequence_sans_manger_jou			
Information	[Type= discrete] [Format=numeric] [Range= 1-99] [Missing=*]		
Statistics [NW/ W]	[Valid=843 /-] [Invalid=5992 /-]		
Value	Label	Cases	Percentage
1		622	73.8%
2		185	21.9%
3		34	4.0%
88		1	0.1%
99		1	0.1%
Sysmiss		5992	
<i>Warning: these figures indicate the number of cases found in the data file. They cannot be interpreted as summary statistics of the population of interest.</i>			
# q83D1_depense_nourr_consomme			
Information	[Type= continuous] [Format=numeric] [Range= 0-1200000] [Missing=*]		
Statistics [NW/ W]	[Valid=6826 /-] [Invalid=9 /-] [Mean=9978.045 /-] [StdDev=22611.866 /-]		
# q83D2_pourcentage_revenu_utilise			
Information	[Type= continuous] [Format=numeric] [Range= 0-355000] [Missing=*]		
Statistics [NW/ W]	[Valid=6826 /-] [Invalid=9 /-] [Mean=169.134 /-] [StdDev=4454.334 /-]		
# q83D3_quantifier_nourrit_credit			
Information	[Type= continuous] [Format=numeric] [Range= 0-200000] [Missing=*]		
Statistics [NW/ W]	[Valid=6826 /-] [Invalid=9 /-] [Mean=1433.5 /-] [StdDev=4839.415 /-]		
# q83D4_quantifier_nourrit_propr_p			
Information	[Type= continuous] [Format=numeric] [Range= 0-218000] [Missing=*]		
Statistics [NW/ W]	[Valid=6826 /-] [Invalid=9 /-] [Mean=6676.4 /-] [StdDev=10527.152 /-]		
# q83D5_quantifier_nourrit_assista			
Information	[Type= continuous] [Format=numeric] [Range= 0-80000] [Missing=*]		
Statistics [NW/ W]	[Valid=6826 /-] [Invalid=9 /-] [Mean=639.547 /-] [StdDev=3265.382 /-]		
# q841_alim_moins_preferes			
Information	[Type= discrete] [Format=numeric] [Range= 0-7] [Missing=*]		
Statistics [NW/ W]	[Valid=6826 /-] [Invalid=9 /-]		
Value	Label	Cases	Percentage
0		2707	39.7%
1		870	12.7%
2		1353	19.8%
3		702	10.3%
4		234	3.4%
5		284	4.2%
6		87	1.3%
7		589	8.6%
Sysmiss		9	
<i>Warning: these figures indicate the number of cases found in the data file. They cannot be interpreted as summary statistics of the population of interest.</i>			
# q842_emprunter_aliments			
Information	[Type= discrete] [Format=numeric] [Range= 0-7] [Missing=*]		
Statistics [NW/ W]	[Valid=6826 /-] [Invalid=9 /-]		

q842_emprunter_aliments

Value	Label	Cases	Percentage
0		5304	77.7%
1		655	9.6%
2		497	7.3%
3		203	3.0%
4		52	0.8%
5		48	0.7%
6		45	0.7%
7		22	0.3%
Sysmiss		9	

Warning: these figures indicate the number of cases found in the data file. They cannot be interpreted as summary statistics of the population of interest.

q843_limiter_portion_mange

Information	[Type= discrete] [Format=numeric] [Range= 0-7] [Missing=*]
Statistics [NW/ W]	[Valid=6826 /-] [Invalid=9 /-]

Value	Label	Cases	Percentage
0		4013	58.8%
1		725	10.6%
2		963	14.1%
3		484	7.1%
4		199	2.9%
5		196	2.9%
6		70	1.0%
7		176	2.6%
Sysmiss		9	

Warning: these figures indicate the number of cases found in the data file. They cannot be interpreted as summary statistics of the population of interest.

q844_diminuer_consom_adultes

Information	[Type= discrete] [Format=numeric] [Range= 0-7] [Missing=*]
Statistics [NW/ W]	[Valid=6826 /-] [Invalid=9 /-]

Value	Label	Cases	Percentage
0		4453	65.2%
1		713	10.4%
2		745	10.9%
3		395	5.8%
4		177	2.6%
5		156	2.3%
6		65	1.0%
7		122	1.8%
Sysmiss		9	

Warning: these figures indicate the number of cases found in the data file. They cannot be interpreted as summary statistics of the population of interest.

q845_reduire_nombre_repas

Information	[Type= discrete] [Format=numeric] [Range= 0-7] [Missing=*]
Statistics [NW/ W]	[Valid=6826 /-] [Invalid=9 /-]

Value	Label	Cases	Percentage
0		4186	61.3%

# q845_reduire_nombre_repas			
Value	Label	Cases	Percentage
1		738	10.8%
2		897	13.1%
3		420	6.2%
4		178	2.6%
5		155	2.3%
6		56	0.8%
7		196	2.9%
Sysmiss		9	
<i>Warning: these figures indicate the number of cases found in the data file. They cannot be interpreted as summary statistics of the population of interest.</i>			
# q846_jour_entier_sans_manger			
Information		[Type= discrete] [Format=numeric] [Range= 0-7] [Missing=*]	
Statistics [NW/ W]		[Valid=6826 /-] [Invalid=9 /-]	
Value	Label	Cases	Percentage
0		6121	89.7%
1		331	4.8%
2		234	3.4%
3		85	1.2%
4		20	0.3%
5		15	0.2%
6		9	0.1%
7		11	0.2%
Sysmiss		9	
<i>Warning: these figures indicate the number of cases found in the data file. They cannot be interpreted as summary statistics of the population of interest.</i>			
# q847_envoy_mbre_mang_voisin			
Information		[Type= discrete] [Format=numeric] [Range= 0-7] [Missing=*]	
Statistics [NW/ W]		[Valid=6826 /-] [Invalid=9 /-]	
Value	Label	Cases	Percentage
0		6509	95.4%
1		176	2.6%
2		75	1.1%
3		44	0.6%
4		10	0.1%
5		5	0.1%
6		3	0.0%
7		4	0.1%
Sysmiss		9	
<i>Warning: these figures indicate the number of cases found in the data file. They cannot be interpreted as summary statistics of the population of interest.</i>			
# q851_vend_biens_non_product			
Information		[Type= discrete] [Format=numeric] [Range= 0-3] [Missing=*]	
Statistics [NW/ W]		[Valid=6826 /-] [Invalid=9 /-]	
Value	Label	Cases	Percentage
0		4728	69.3%
1		165	2.4%

q851_vend_biens_non_product

Value	Label	Cases	Percentage
2		258	3.8%
3		1675	24.5%
Sysmiss		9	

Warning: these figures indicate the number of cases found in the data file. They cannot be interpreted as summary statistics of the population of interest.

q852_vendre_actifs_product

Information	[Type= discrete] [Format=numeric] [Range= 0-3] [Missing=*]
Statistics [NW/ W]	[Valid=6826 /-] [Invalid=9 /-]

Value	Label	Cases	Percentage
0		4595	67.3%
1		143	2.1%
2		236	3.5%
3		1852	27.1%
Sysmiss		9	

Warning: these figures indicate the number of cases found in the data file. They cannot be interpreted as summary statistics of the population of interest.

q853_reduire_depens_non_alim

Information	[Type= discrete] [Format=numeric] [Range= 0-3] [Missing=*]
Statistics [NW/ W]	[Valid=6826 /-] [Invalid=9 /-]

Value	Label	Cases	Percentage
0		4285	62.8%
1		77	1.1%
2		1187	17.4%
3		1277	18.7%
Sysmiss		9	

Warning: these figures indicate the number of cases found in the data file. They cannot be interpreted as summary statistics of the population of interest.

q854_depens_epargne_menage

Information	[Type= discrete] [Format=numeric] [Range= 0-3] [Missing=*]
Statistics [NW/ W]	[Valid=6826 /-] [Invalid=9 /-]

Value	Label	Cases	Percentage
0		2855	41.8%
1		234	3.4%
2		2765	40.5%
3		972	14.2%
Sysmiss		9	

Warning: these figures indicate the number of cases found in the data file. They cannot be interpreted as summary statistics of the population of interest.

q855_acheter_nourriture_credit

Information	[Type= discrete] [Format=numeric] [Range= 0-3] [Missing=*]
Statistics [NW/ W]	[Valid=6826 /-] [Invalid=9 /-]

Value	Label	Cases	Percentage
0		4136	60.6%
1		78	1.1%
2		1610	23.6%
3		1002	14.7%

# q855_acheter_nourriture_credit			
Value	Label	Cases	Percentage
Sysmiss		9	
<i>Warning: these figures indicate the number of cases found in the data file. They cannot be interpreted as summary statistics of the population of interest.</i>			
# q856_emprunter_argent			
Information		[Type= discrete] [Format=numeric] [Range= 0-3] [Missing=*]	
Statistics [NW/ W]		[Valid=6826 /-] [Invalid=9 /-]	
Value	Label	Cases	Percentage
0		4048	59.3%
1		114	1.7%
2		1614	23.6%
3		1050	15.4%
Sysmiss		9	
<i>Warning: these figures indicate the number of cases found in the data file. They cannot be interpreted as summary statistics of the population of interest.</i>			
# q857_vendre_maison_champ			
Information		[Type= discrete] [Format=numeric] [Range= 0-3] [Missing=*]	
Statistics [NW/ W]		[Valid=6826 /-] [Invalid=9 /-]	
Value	Label	Cases	Percentage
0		4408	64.6%
1		89	1.3%
2		113	1.7%
3		2216	32.5%
Sysmiss		9	
<i>Warning: these figures indicate the number of cases found in the data file. They cannot be interpreted as summary statistics of the population of interest.</i>			
# q858_dimin_depens_intrants_agri			
Information		[Type= discrete] [Format=numeric] [Range= 0-3] [Missing=*]	
Statistics [NW/ W]		[Valid=6826 /-] [Invalid=9 /-]	
Value	Label	Cases	Percentage
0		4040	59.2%
1		165	2.4%
2		844	12.4%
3		1777	26.0%
Sysmiss		9	
<i>Warning: these figures indicate the number of cases found in the data file. They cannot be interpreted as summary statistics of the population of interest.</i>			
# q859_vend_dern_femel_reprod			
Information		[Type= discrete] [Format=numeric] [Range= 0-3] [Missing=*]	
Statistics [NW/ W]		[Valid=6826 /-] [Invalid=9 /-]	
Value	Label	Cases	Percentage
0		4306	63.1%
1		131	1.9%
2		330	4.8%
3		2059	30.2%
Sysmiss		9	
<i>Warning: these figures indicate the number of cases found in the data file. They cannot be interpreted as summary statistics of the population of interest.</i>			

# q8510_vente_animaux			
Information	[Type= discrete] [Format=numeric] [Range= 0-3] [Missing=*]		
Statistics [NW/ W]	[Valid=6826 /-] [Invalid=9 /-]		
Value	Label	Cases	Percentage
0		4121	60.4%
1		131	1.9%
2		476	7.0%
3		2098	30.7%
Sysmiss		9	
<i>Warning: these figures indicate the number of cases found in the data file. They cannot be interpreted as summary statistics of the population of interest.</i>			
# q8511_vendre_tout_betail			
Information	[Type= discrete] [Format=numeric] [Range= 0-3] [Missing=*]		
Statistics [NW/ W]	[Valid=6826 /-] [Invalid=9 /-]		
Value	Label	Cases	Percentage
0		4280	62.7%
1		105	1.5%
2		136	2.0%
3		2305	33.8%
Sysmiss		9	
<i>Warning: these figures indicate the number of cases found in the data file. They cannot be interpreted as summary statistics of the population of interest.</i>			
# q8512_retirer_enfants_ecole			
Information	[Type= discrete] [Format=numeric] [Range= 0-3] [Missing=*]		
Statistics [NW/ W]	[Valid=6826 /-] [Invalid=9 /-]		
Value	Label	Cases	Percentage
0		4594	67.3%
1		35	0.5%
2		66	1.0%
3		2131	31.2%
Sysmiss		9	
<i>Warning: these figures indicate the number of cases found in the data file. They cannot be interpreted as summary statistics of the population of interest.</i>			
# q8513_pratiq_autr_activit_illega			
Information	[Type= discrete] [Format=numeric] [Range= 0-3] [Missing=*]		
Statistics [NW/ W]	[Valid=6826 /-] [Invalid=9 /-]		
Value	Label	Cases	Percentage
0		4473	65.5%
1		23	0.3%
2		51	0.7%
3		2279	33.4%
Sysmiss		9	
<i>Warning: these figures indicate the number of cases found in the data file. They cannot be interpreted as summary statistics of the population of interest.</i>			
# q8514_migration_entiere_menage			
Information	[Type= discrete] [Format=numeric] [Range= 0-3] [Missing=*]		
Statistics [NW/ W]	[Valid=6826 /-] [Invalid=9 /-]		

q8514_migration_entiere_menage

Value	Label	Cases	Percentage
0		4659	68.3%
1		39	0.6%
2		54	0.8%
3		2074	30.4%
Systemmiss		9	

Warning: these figures indicate the number of cases found in the data file. They cannot be interpreted as summary statistics of the population of interest.

q8515_mendier

Information [Type= discrete] [Format=numeric] [Range= 0-3] [Missing=*]

Statistics [NW/ W] [Valid=6826 /-] [Invalid=9 /-]

Value	Label	Cases	Percentage
0		4693	68.8%
1		21	0.3%
2		69	1.0%
3		2043	29.9%
Systemmiss		9	

Warning: these figures indicate the number of cases found in the data file. They cannot be interpreted as summary statistics of the population of interest.

q9_besoins_assist_pers

Information [Type= discrete] [Format=numeric] [Missing=*]

Statistics [NW/ W] [Valid=0 /-] [Invalid=6835 /-]

Value	Label	Cases	Percentage
Systemmiss		6835	

Warning: these figures indicate the number of cases found in the data file. They cannot be interpreted as summary statistics of the population of interest.

q91_benef_aide

Information [Type= discrete] [Format=numeric] [Missing=*]

Statistics [NW/ W] [Valid=0 /-] [Invalid=6835 /-]

Value	Label	Cases	Percentage
Systemmiss		6835	

Warning: these figures indicate the number of cases found in the data file. They cannot be interpreted as summary statistics of the population of interest.

q91_1_nourriture

Information [Type= discrete] [Format=numeric] [Range= 0-1] [Missing=*]

Statistics [NW/ W] [Valid=6826 /-] [Invalid=9 /-]

Value	Label	Cases	Percentage
0		6252	91.6%
1		574	8.4%
Systemmiss		9	



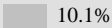








Warning: these figures indicate the number of cases found in the data file. They cannot be interpreted as summary statistics of the population of interest.

q91_2_bon_achat_cash

Information [Type= discrete] [Format=numeric] [Range= 0-1] [Missing=*]

Statistics [NW/ W] [Valid=6826 /-] [Invalid=9 /-]

Value	Label	Cases	Percentage
0		6241	91.4%

# q91_2_bon_achat_cash			
Value	Label	Cases	Percentage
1		585	 8.6%
Sysmiss		9	
<i>Warning: these figures indicate the number of cases found in the data file. They cannot be interpreted as summary statistics of the population of interest.</i>			
# q91_3_semences			
Information	[Type= discrete] [Format=numeric] [Range= 0-1] [Missing=*]		
Statistics [NW/ W]	[Valid=6826 /-] [Invalid=9 /-]		
Value	Label	Cases	Percentage
0		6135	 89.9%
1		691	 10.1%
Sysmiss		9	
<i>Warning: these figures indicate the number of cases found in the data file. They cannot be interpreted as summary statistics of the population of interest.</i>			
# q91_4_services_vulgarisation			
Information	[Type= discrete] [Format=numeric] [Range= 0-1] [Missing=*]		
Statistics [NW/ W]	[Valid=6826 /-] [Invalid=9 /-]		
Value	Label	Cases	Percentage
0		4614	 67.6%
1		2212	 32.4%
Sysmiss		9	
<i>Warning: these figures indicate the number of cases found in the data file. They cannot be interpreted as summary statistics of the population of interest.</i>			
# q91_5_aliment_betail			
Information	[Type= discrete] [Format=numeric] [Range= 0-1] [Missing=*]		
Statistics [NW/ W]	[Valid=6826 /-] [Invalid=9 /-]		
Value	Label	Cases	Percentage
0		6445	 94.4%
1		381	 5.6%
Sysmiss		9	
<i>Warning: these figures indicate the number of cases found in the data file. They cannot be interpreted as summary statistics of the population of interest.</i>			
# q91_6_transfert_argent			
Information	[Type= discrete] [Format=numeric] [Range= 0-1] [Missing=*]		
Statistics [NW/ W]	[Valid=6826 /-] [Invalid=9 /-]		
Value	Label	Cases	Percentage
0		6050	 88.6%
1		776	 11.4%
Sysmiss		9	
<i>Warning: these figures indicate the number of cases found in the data file. They cannot be interpreted as summary statistics of the population of interest.</i>			
# q91_7_autre			
Information	[Type= discrete] [Format=numeric] [Range= 0-1] [Missing=*]		
Statistics [NW/ W]	[Valid=6826 /-] [Invalid=9 /-]		
Value	Label	Cases	Percentage
0		6755	 99.0%
1		71	 1.0%

# q91_7_autre			
Value	Label	Cases	Percentage
Sysmiss		9	
<i>Warning: these figures indicate the number of cases found in the data file. They cannot be interpreted as summary statistics of the population of interest.</i>			
# q91_7a_preciser_autre_benef_aide			
Information	[Type= discrete] [Format=character] [Missing=*]		
Statistics [NW/ W]	[Valid=71 /-] [Invalid=0 /-]		
Value	Label	Cases	Percentage
ACCES A L'EAU POTABLE		2	2.8%
AGRANDIR MON ATELIER, MOYEN DE DEPLACEMENT		1	1.4%
ALLOCATION FAMILIALE		2	2.8%
APPUI A L'ACQUISITION DE LA MACHINE DE COUTURE		1	1.4%
APPUI AUX VULNERABLES		1	1.4%
APPUI EN KIT SCOLAIRE		1	1.4%
ASSISTANCE AUX VULNERABLES		1	1.4%
AVOIR UN FOND DE COMMERCE,		1	1.4%
BESOIN DE PRODUITS VIVRIERS		1	1.4%
COMMERCE		1	1.4%
CONSTRUCTION D'UN PTA ENCOURS AVEC FSRP		1	1.4%
CONSTRUCTION DES LATRINES , FOND DE COMMERCE POUR MA FEMME		1	1.4%
DIMINUER LE PRIX DU CARBURANT		1	1.4%
DON EN ESPECE		12	16.9%
ENGRAIS		3	4.2%
ENGRAIS PURS		1	1.4%
FNFI		2	2.8%

q91_7a_preciser_autre_benef_aide

Value	Label	Cases	Percentage
HABITAT POUR MES VOLAILLES, LES LATRINES		1	1.4%
HERBISIDE ENGRAIS		1	1.4%
INSTALLATION DU MOULIN		1	1.4%
INTRANTS AGRICOLE		1	1.4%
INTRANTS AGRICOLE ET LABOUR		1	1.4%
LATRINES ENTRETIEN DES PUIITS		1	1.4%
LATRINES, AVOIR UN FOND DE COMMERCE, PRISE EN CHARGE DES FRAIS D'APPRENTISSA		1	1.4%
LE FORRAGE		1	1.4%
LE PUIT,		1	1.4%
LES FONDS POUR DEVELOPPER MON COMMERCE		1	1.4%
LES LATRINES		3	4.2%
LES LATRINES,		1	1.4%
LES LATRINES, EQUIPER MON ATELIER EN MACHINE		1	1.4%
LES LATRINES, PRISE EN CHARGE DES FRAIS DE FORMATION EN FOOTBALL DE MON ENFANTS		1	1.4%
MATERIELS DE TRANSFORMAT		1	1.4%
MOULIN DE TRANSFORMAT DE MANIOC		1	1.4%
MOUSTIQUAIRI		2	2.8%
MOUSTIQUAIRI		1	1.4%
OFFICIALISER LE CEG DE		1	1.4%












q91_7a_preciser_autre_benef_aide

Value	Label	Cases	Percentage
YELIVO, LES LATRINES			
PAR LA CROIX ROUGE		1	1.4%
PASA (VOLAILLE)		1	1.4%
PONT SUR LE FLEUVE		1	1.4%
PRENDRE SOIN DES ORPHELINS		1	1.4%
PRET POUR LE COMMERCE		1	1.4%
PRISE EN CHARGE DE LA MALADIE DES PARENTS		1	1.4%
PRISE EN CHARGE DE LA SCOLARISATIO DE MES PETITS FILS		1	1.4%
PRISE EN CHARGE DE MA SANTE		1	1.4%
PRISE EN CHARGE DES FRAIS SCOLAIRE DES ENFANTS		1	1.4%
PROJET PASA POUR BTA		1	1.4%
RECRUTEMENT DANS L'ENSEIGNEME		1	1.4%
REPARATION DU FORAGE PUBLIC ET CONSTRUCTIO DES LATRINES		1	1.4%
RIEN		1	1.4%
SUBVENTION DES PRIX		1	1.4%
SUBVENTIONS DES PRIX		1	1.4%
VULGARISATIC		1	1.4%

Warning: these figures indicate the number of cases found in the data file. They cannot be interpreted as summary statistics of the population of interest.

q91_8_aucune

Information	[Type= discrete] [Format=numeric] [Range= 0-1] [Missing=*]		
Statistics [NW/ W]	[Valid=4353 /-] [Invalid=2482 /-]		
Value	Label	Cases	Percentage
0		1437	33.0%

# q91_8_aucune			
Value	Label	Cases	Percentage
1		2916	 67.0%
Sysmiss		2482	
<i>Warning: these figures indicate the number of cases found in the data file. They cannot be interpreted as summary statistics of the population of interest.</i>			
# q91_9_nsp			
Information	[Type= discrete] [Format=numeric] [Range= 0-1] [Missing=*]		
Statistics [NW/ W]	[Valid=1437 /-] [Invalid=5398 /-]		
Value	Label	Cases	Percentage
0		1344	 93.5%
1		93	 6.5%
Sysmiss		5398	
<i>Warning: these figures indicate the number of cases found in the data file. They cannot be interpreted as summary statistics of the population of interest.</i>			
# q91_10_refus			
Information	[Type= discrete] [Format=numeric] [Range= 0-1] [Missing=*]		
Statistics [NW/ W]	[Valid=1344 /-] [Invalid=5491 /-]		
Value	Label	Cases	Percentage
0		1311	 97.5%
1		33	 2.5%
Sysmiss		5491	
<i>Warning: these figures indicate the number of cases found in the data file. They cannot be interpreted as summary statistics of the population of interest.</i>			
# q92_besoin_aide_assist			
Information	[Type= discrete] [Format=numeric] [Range= 0-99] [Missing=*]		
Statistics [NW/ W]	[Valid=6826 /-] [Invalid=9 /-]		
Value	Label	Cases	Percentage
0		342	 5.0%
1		6346	 93.0%
88		112	 1.6%
99		26	 0.4%
Sysmiss		9	
<i>Warning: these figures indicate the number of cases found in the data file. They cannot be interpreted as summary statistics of the population of interest.</i>			
# q93_deux_grds_besoins_aidel			
Information	[Type= discrete] [Format=numeric] [Missing=*]		
Statistics [NW/ W]	[Valid=0 /-] [Invalid=6835 /-]		
Value	Label	Cases	Percentage
Sysmiss		6835	
<i>Warning: these figures indicate the number of cases found in the data file. They cannot be interpreted as summary statistics of the population of interest.</i>			
# q931_semences			
Information	[Type= discrete] [Format=numeric] [Range= 0-1] [Missing=*]		
Statistics [NW/ W]	[Valid=6346 /-] [Invalid=489 /-]		
Value	Label	Cases	Percentage
0		780	 12.3%
1		5566	 87.7%

# q931_semences			
Value	Label	Cases	Percentage
Sysmiss		489	
<i>Warning: these figures indicate the number of cases found in the data file. They cannot be interpreted as summary statistics of the population of interest.</i>			
# q932_engrais			
Information	[Type= discrete] [Format=numeric] [Range= 0-1] [Missing=*]		
Statistics [NW/ W]	[Valid=6346 /-] [Invalid=489 /-]		
Value	Label	Cases	Percentage
0		475	7.5%
1		5871	92.5%
Sysmiss		489	
<i>Warning: these figures indicate the number of cases found in the data file. They cannot be interpreted as summary statistics of the population of interest.</i>			
# q933_pesticides			
Information	[Type= discrete] [Format=numeric] [Range= 0-1] [Missing=*]		
Statistics [NW/ W]	[Valid=6346 /-] [Invalid=489 /-]		
Value	Label	Cases	Percentage
0		878	13.8%
1		5468	86.2%
Sysmiss		489	
<i>Warning: these figures indicate the number of cases found in the data file. They cannot be interpreted as summary statistics of the population of interest.</i>			
# q934_outils			
Information	[Type= discrete] [Format=numeric] [Range= 0-1] [Missing=*]		
Statistics [NW/ W]	[Valid=6346 /-] [Invalid=489 /-]		
Value	Label	Cases	Percentage
0		1681	26.5%
1		4665	73.5%
Sysmiss		489	
<i>Warning: these figures indicate the number of cases found in the data file. They cannot be interpreted as summary statistics of the population of interest.</i>			
# q935_acces_eau_irrigation			
Information	[Type= discrete] [Format=numeric] [Range= 0-1] [Missing=*]		
Statistics [NW/ W]	[Valid=6346 /-] [Invalid=489 /-]		
Value	Label	Cases	Percentage
0		2675	42.2%
1		3671	57.8%
Sysmiss		489	
<i>Warning: these figures indicate the number of cases found in the data file. They cannot be interpreted as summary statistics of the population of interest.</i>			
# q936_acces_terre			
Information	[Type= discrete] [Format=numeric] [Range= 0-1] [Missing=*]		
Statistics [NW/ W]	[Valid=6346 /-] [Invalid=489 /-]		
Value	Label	Cases	Percentage
0		2911	45.9%
1		3435	54.1%
Sysmiss		489	
<i>Warning: these figures indicate the number of cases found in the data file. They cannot be interpreted as summary statistics of the population of interest.</i>			

# q937_alimentation_animale			
Information		[Type= discrete] [Format=numeric] [Range= 0-1] [Missing=*]	
Statistics [NW/ W]		[Valid=6346 /-] [Invalid=489 /-]	
Value	Label	Cases	Percentage
0		2516	39.6%
1		3830	60.4%
Sysmiss		489	

Warning: these figures indicate the number of cases found in the data file. They cannot be interpreted as summary statistics of the population of interest.

# q938_services_vet			
Information		[Type= discrete] [Format=numeric] [Range= 0-1] [Missing=*]	
Statistics [NW/ W]		[Valid=6346 /-] [Invalid=489 /-]	
Value	Label	Cases	Percentage
0		1853	29.2%
1		4493	70.8%
Sysmiss		489	
<i>Warning: these figures indicate the number of cases found in the data file. They cannot be interpreted as summary statistics of the population of interest.</i>			
# q939_intrants_vet			
Information		[Type= discrete] [Format=numeric] [Range= 0-1] [Missing=*]	
Statistics [NW/ W]		[Valid=6346 /-] [Invalid=489 /-]	
Value	Label	Cases	Percentage
0		1850	29.2%
1		4496	70.8%
Sysmiss		489	
<i>Warning: these figures indicate the number of cases found in the data file. They cannot be interpreted as summary statistics of the population of interest.</i>			
# q9310_vente_animaux_prix_mg			
Information		[Type= discrete] [Format=numeric] [Range= 0-1] [Missing=*]	
Statistics [NW/ W]		[Valid=6346 /-] [Invalid=489 /-]	
Value	Label	Cases	Percentage
0		2903	45.7%
1		3443	54.3%
Sysmiss		489	
<i>Warning: these figures indicate the number of cases found in the data file. They cannot be interpreted as summary statistics of the population of interest.</i>			
# q9311_reconstitution_stocks_anim			
Information		[Type= discrete] [Format=numeric] [Range= 0-1] [Missing=*]	
Statistics [NW/ W]		[Valid=6346 /-] [Invalid=489 /-]	
Value	Label	Cases	Percentage
0		2750	43.3%
1		3596	56.7%
Sysmiss		489	
<i>Warning: these figures indicate the number of cases found in the data file. They cannot be interpreted as summary statistics of the population of interest.</i>			
# q9312_aide_transformation_produi			
Information		[Type= discrete] [Format=numeric] [Range= 0-1] [Missing=*]	
Statistics [NW/ W]		[Valid=6346 /-] [Invalid=489 /-]	
Value	Label	Cases	Percentage
0		2374	37.4%
1		3972	62.6%
Sysmiss		489	
<i>Warning: these figures indicate the number of cases found in the data file. They cannot be interpreted as summary statistics of the population of interest.</i>			
# q9313_aide_transport_produits_an			
Information		[Type= discrete] [Format=numeric] [Range= 0-1] [Missing=*]	
Statistics [NW/ W]		[Valid=6346 /-] [Invalid=489 /-]	

q9313_aide_transport_produits_an

Value	Label	Cases	Percentage
0		3255	51.3%
1		3091	48.7%
Sysmiss		489	

Warning: these figures indicate the number of cases found in the data file. They cannot be interpreted as summary statistics of the population of interest.

q9314_acces_aux_tracteurs

Information	[Type= discrete] [Format=numeric] [Range= 0-1] [Missing=*]
Statistics [NW/ W]	[Valid=6346 /-] [Invalid=489 /-]

Value	Label	Cases	Percentage
0		1801	28.4%
1		4545	71.6%
Sysmiss		489	

Warning: these figures indicate the number of cases found in the data file. They cannot be interpreted as summary statistics of the population of interest.

q9315_aide_commercialisation

Information	[Type= discrete] [Format=numeric] [Range= 0-1] [Missing=*]
Statistics [NW/ W]	[Valid=6346 /-] [Invalid=489 /-]

Value	Label	Cases	Percentage
0		1653	26.0%
1		4693	74.0%
Sysmiss		489	

Warning: these figures indicate the number of cases found in the data file. They cannot be interpreted as summary statistics of the population of interest.

q9316_aide_en_especes

Information	[Type= discrete] [Format=numeric] [Range= 0-1] [Missing=*]
Statistics [NW/ W]	[Valid=6346 /-] [Invalid=489 /-]

Value	Label	Cases	Percentage
0		448	7.1%
1		5898	92.9%
Sysmiss		489	

Warning: these figures indicate the number of cases found in the data file. They cannot be interpreted as summary statistics of the population of interest.

q9317_prets

Information	[Type= discrete] [Format=numeric] [Range= 0-1] [Missing=*]
Statistics [NW/ W]	[Valid=6346 /-] [Invalid=489 /-]

Value	Label	Cases	Percentage
0		910	14.3%
1		5436	85.7%
Sysmiss		489	

Warning: these figures indicate the number of cases found in the data file. They cannot be interpreted as summary statistics of the population of interest.

q9318_installation_de_stockage

Information	[Type= discrete] [Format=numeric] [Range= 0-1] [Missing=*]
Statistics [NW/ W]	[Valid=6346 /-] [Invalid=489 /-]

Value	Label	Cases	Percentage
0		2530	39.9%

# q9318_installation_de_stockage			
Value	Label	Cases	Percentage
1		3816	60.1%
Sysmiss		489	
<i>Warning: these figures indicate the number of cases found in the data file. They cannot be interpreted as summary statistics of the population of interest.</i>			
# q9319_soutien_technique			
Information	[Type= discrete] [Format=numeric] [Range= 0-1] [Missing=*]		
Statistics [NW/ W]	[Valid=6346 /-] [Invalid=489 /-]		
Value	Label	Cases	Percentage
0		1115	17.6%
1		5231	82.4%
Sysmiss		489	
<i>Warning: these figures indicate the number of cases found in the data file. They cannot be interpreted as summary statistics of the population of interest.</i>			
# q9320_remise_en_etat_des_terres			
Information	[Type= discrete] [Format=numeric] [Range= 0-1] [Missing=*]		
Statistics [NW/ W]	[Valid=6346 /-] [Invalid=489 /-]		
Value	Label	Cases	Percentage
0		2800	44.1%
1		3546	55.9%
Sysmiss		489	
<i>Warning: these figures indicate the number of cases found in the data file. They cannot be interpreted as summary statistics of the population of interest.</i>			
# q9321_soutien_a_la_peche			
Information	[Type= discrete] [Format=numeric] [Range= 0-1] [Missing=*]		
Statistics [NW/ W]	[Valid=6346 /-] [Invalid=489 /-]		
Value	Label	Cases	Percentage
0		5047	79.5%
1		1299	20.5%
Sysmiss		489	
<i>Warning: these figures indicate the number of cases found in the data file. They cannot be interpreted as summary statistics of the population of interest.</i>			
# q9322_autre_besoin_Men			
Information	[Type= discrete] [Format=numeric] [Range= 0-1] [Missing=*]		
Statistics [NW/ W]	[Valid=6346 /-] [Invalid=489 /-]		
Value	Label	Cases	Percentage
0		6104	96.2%
1		242	3.8%
Sysmiss		489	
<i>Warning: these figures indicate the number of cases found in the data file. They cannot be interpreted as summary statistics of the population of interest.</i>			
# q9322a_preciser_autre_besoin			
Information	[Type= discrete] [Format=character] [Missing=*]		
Statistics [NW/ W]	[Valid=242 /-]		
Value	Label	Cases	Percentage
.AIDE FINANCAIRE		1	0.4%
0		1	0.4%

q9322a_preciser_autre_besoin

Value	Label	Cases	Percentage
ACCES CREDITS ,FORA		1	0.4%
ACCES A LA TERRE POUR FAIRE DES CHAMPS		1	0.4%
ACCES AUX PISTES DU CHAMP		1	0.4%
ACCESSIBILITE DU VILLAGE PAR LA MISE PLACE DE POND SUR LA RIVIERE		1	0.4%
ACHAT DE CAMION (8 ROUX)		1	0.4%
AIDE A COMMENCER UN PETIT COMMERCE		1	0.4%
AIDE A ELEVER LES BETES		1	0.4%
AIDE ALIMENTAIRE		1	0.4%
AIDE AUX DIABETIQUES ET AVC		1	0.4%
AIDE EN EAU POTABLE		4	1.7%
AIDE EN GENITEUR DE DINDON		1	0.4%
AIDE EN NOURRITURE		1	0.4%
AIDE EN PRODUITS VIVRIERS		1	0.4%
AIDE FINANCIERE		1	0.4%
AIDE POUR DEVELOPPER SES ACTIVITES DE CUISINE		1	0.4%
AIDE POUR FAIRE DES FORAGES POUR LE MARAICHAGE		1	0.4%
AIDER A OUVRIR SON ATELIER		1	0.4%
AIDER A OUVRIR SON SALON DE		1	0.4%

q9322a_preciser_autre_besoin

Value	Label	Cases	Percentage
COIFFURE ET TRESSE			
AIDER A POURSUIVRE SON APPRENTISSAG		1	0.4%
AIDER AVEC DES MATERIELS DANS MON METIER DE VULGARISATEU		1	0.4%
AMELIORATION DE L'ETAT DE LA PISTE POUR ACCEDER AU VILLAGE		1	0.4%
AMELIORATION DE L'ETAT DE LA ROUTE		8	3.3%
AMENAGE LA ROUTE		1	0.4%
AMENAGEMENT DES PISTES RURAUX		1	0.4%
AMENAGEMENT DES TERRES		1	0.4%
APPORTER DE L'AIDE POUR M'A SANTE, SOUTIEN ALIMENTAIRE		1	0.4%
APPUI AUX RETRAITES		1	0.4%
APPUYEZ LES PRODUCTEURS DELOGES PAR LES PLANTATIONS DE L'ODEF A AVOIR UN DOMAINE GARANTIE CAR ILS N'ONT PLUS D'ESPACE CULTIVABLES ET SE DEBROUILLE SEULEMENT LE LONG DU FLEUVE RISQUANT LEURS VIE		1	0.4%
ARRANGER LA VOIE D'ACCES		1	0.4%
ASSISTANCE ALIMENTAIRE		1	0.4%

q9322a_preciser_autre_besoin

Value	Label	Cases	Percentage
AU PERSONNE AGE			
ATELIER DE COUTURE, L ARGENT EN ESPECE POUR LE COMMERCE		1	0.4%
AUGMENTATION DU CHEPTEL		1	0.4%
AVOIR ACCES A LA TERRE		1	0.4%
BACHE		3	1.2%
BACHE BALANCE NUMERIQUE		1	0.4%
BARRAGE, LATRINE, DECENTRALISE LE SYSTEME XE FORAGE POUR QUE SA PROFITE A TOUS		1	0.4%
BESOIN D'APPUI FINANCIER POUR AIDER LES FEMMES ENCEINTES EN DIFFICULTE ET QUI SONT SANS SOUTIEN		1	0.4%
BESOIN D'UN FORAGE		1	0.4%
BESOIN DE FINANCEMENT POUR OUVRIR UNE PHARMACIE DE VENTE DES PRODUITS GENERIQUES		1	0.4%
BESOIN DE VIVRES		1	0.4%
BROYEUR DE VEGETAUX POUR FOURAGE		1	0.4%
CENTRE DE CENTE		1	0.4%
CENTRE DE SANTE		3	1.2%
CONSTRUCTION DE DORTOIRS		1	0.4%

q9322a_preciser_autre_besoin

Value	Label	Cases	Percentage
CONSTRUCTION DE MAGASIN DE STOCKAGE		1	0.4%
CONSTRUCTION DES BATIMENTS SCOLAIRES DANS LE MILIEU.		1	0.4%
CONSTRUCTION DES BATIMENTS SCOLAIRES POUR LES ENFANTS.		1	0.4%
CONSTRUCTION DES BATIMENTS SCOLAIRES.		2	0.8%
CONSTRUCTION DES LATRINES		2	0.8%
CONSTRUCTION DES LATRINES PUBLIQUES.		1	0.4%
CONSTRUCTION DES PISTES RURAUX DANS LE VILLAGE.		1	0.4%
CONSTRUCTION DES POINTS D'EAU.		1	0.4%
CONSTRUCTION DES POMPES.		1	0.4%
CONSTRUCTION DES WC PUBLICS.		1	0.4%
CONSTRUIRE LES LATRINES		1	0.4%
COUVERTURE RESEAU		1	0.4%
CREER DES DOS D'ANE POUR ASSURER LA SECURITE DES ELEVES, FORAGE, LATRINE PUBLIC		1	0.4%
CREER DES RETENUE D'EAU POUR LE MARAICHAGE		1	0.4%
CREUSER LE FORAGES		1	0.4%

q9322a_preciser_autre_besoin

Value	Label	Cases	Percentage
POUR LE MARAICHAGE			
DECORTIQUEU		1	0.4%
DES FORMATIONS		2	0.8%
DES TRACTEURS POUR LE LABOUR DANS NOTRE CANTON.		1	0.4%
DISTRIBUTION DES TRACTEURS DANS NOTRE CANTON		1	0.4%
EAU , LATRINE		1	0.4%
EAU , LATRINES		2	0.8%
EAU DE BOISSON, LATRINE, ELECTRICITE,H		1	0.4%
EAU DE BOISSONS		1	0.4%
EAU POTABLE		13	5.4%
EGREUNEUSE		1	0.4%
ELECTRICITE		7	2.9%
ELECTRICITE ET AMENAGE LA ROUTE		1	0.4%
ELECTRIFICATI		1	0.4%
FAIRE DES SUIVI AUX PAYSANS		1	0.4%
FAIRE KE POND SUR LA GRANDE RIVIERE		1	0.4%
FAIRE LE POND		2	0.8%
FAIRE LE POND SUR LA GRANDE RIVIERE POUR ACCEDER AU VILLAGE		1	0.4%
FAIRE LE POND SUR LA RIVIERE QUI PERMET D'ACCEDER AU VILLAGE		1	0.4%
FAIRE UN CANAL D'EAU		1	0.4%

q9322a_preciser_autre_besoin

Value	Label	Cases	Percentage
FAIRE UN POND SUR LA GRANDE RIVIERE POUR DESERVIR LE VILLAGE		1	0.4%
FAITE UN POND SUR LA GRANDE RIVIERE POUR PERMETTRE L'ACCES AU VILLAGE DE GNANDE		1	0.4%
FORAGE		13	5.4%
FORAGE LATRINE COURANT		1	0.4%
FORAGE COURANT		1	0.4%
FORAGE , ROUTE		1	0.4%
FORAGE ET EXTENSION DU COURANT ELECTRIQUE		1	0.4%
FORAGE IRRIGATION		1	0.4%
FORAGE LATRINES		1	0.4%
FORAGE ROUTE		1	0.4%
FORAGE, LATRINE,PRET, ASSURANCE MALADIE AUX PRODUCTEURS		1	0.4%
FORAGE, ROUTE		2	0.8%
FORAGE,LA ROUTE		1	0.4%
FORAGE,ROUTI		1	0.4%
FORMATION		11	4.5%
FORMATION EN ART CULINAIRE		1	0.4%
FORMATION EN ELEVAGE		1	0.4%
FORMATION PROFESSIONNE		2	0.8%
FORMATION TECHNIQUE		1	0.4%
FORRAGE		1	0.4%
GENITEUR AMELIORE		1	0.4%

q9322a_preciser_autre_besoin

Value	Label	Cases	Percentage
POUR ELEVAGE			
GRANDE BACHE		1	0.4%
HOPITAL		1	0.4%
HOPITAL, EAU DE BOISSON , LATRINES		1	0.4%
HOPITAL, ECOLE , EAU DE BOISSONS		1	0.4%
HOPITAL, LATRINES		2	0.8%
INSTALLATION DES IRRIGATIONS D EAU DANS NOTRE CANTON.		1	0.4%
L'AIDER A ETRE EMBAUCHE PAR UNE ENTREPRISE DANS LE DOMAINE DE PEINTURE		1	0.4%
LATRINE		1	0.4%
LATRINE, L'EAU, SANTE		1	0.4%
LATRINES		1	0.4%
LATRINES , EAU DE BOISSONS, ECOLE		1	0.4%
LATRINES ,ELE EAU DE BOISSON, MOULIN A MOUDRE MAIS,HOPITAL		1	0.4%
LATRINES COMMUNAUTA		6	2.5%
LATRINES ET EXTENSION DU COURANT ELECTRIQUE		2	0.8%
LATRINES, EAU DE BOISSONS		2	0.8%
LATRINES, EAU DE BOISSONS, HOPITAL		1	0.4%
LATRINES, EAU DE BOISSONS, HOPITAL ,		1	0.4%

q9322a_preciser_autre_besoin

Value	Label	Cases	Percentage
LATRINES, EAU, FORAGE		1	0.4%
LATRINES, FORAGE		1	0.4%
M'AIDER DANS MA TRANSFORMATION DES FRUITS DE NERE EN MOURTARDE		1	0.4%
MACHINES AGRICOLES		1	0.4%
MARCHE		2	0.8%
MARKETING DE PRODUITS AGRICOLES LOCAUX		1	0.4%
MATERIEL DE FABRICATION DE L'HUILE ROUGE		1	0.4%
MATERIEL DES MALAFOUTIER		1	0.4%
MISE EN PLACE DES POMPES POUR L EAU.		1	0.4%
MOTOPOMPE		1	0.4%
MOULIN		1	0.4%
NON		2	0.8%
NOURRITURE		6	2.5%
NOURRITURE MARMITE ET BASSINE		1	0.4%
O		2	0.8%
OCTROI DES ENGRAIS A CREDIT		1	0.4%
PLANTS DE PALMIER SONAF		1	0.4%
PLAQUES SOLAIRES		1	0.4%
PONT SUR LA RIVIERE		1	0.4%
PRETS , FORAGE, LATRINES		1	0.4%
RAPPROCHEMENT DES POINTS D'EAU (FORAGE OU TDE)		1	0.4%

q9322a_preciser_autre_besoin

Value	Label	Cases	Percentage
REDUCTION DES TAUX D'INTERET		1	0.4%
REDUCTION DES TAXES		1	0.4%
REDURE ENCORE LE PRIX DES SEMENCES ET ENGRAIS		1	0.4%
REGLER LE PROBLEME DE DEVASTATION DES CHAMPS PAR BOEUF		1	0.4%
RENFORCEMEN DE CAPACITE DES PRODUCTEURS		1	0.4%
RENFORCEMEN DE CAPACITES		1	0.4%
RENFORCEMEN DU NOMBRE DES STATIONS METEOROLOGI		1	0.4%
RENFORCER LA SECURITE		1	0.4%
ROUTE		1	0.4%
SE FAIRE HOSPITALISER		1	0.4%
SECURISE LA ZONE CONTRE LE TERRORISME		1	0.4%
SECURITE		1	0.4%
SENSIBILISATI SUR LA TRANSUMANCI		1	0.4%
SOUTIEN FINANCIER POUR LA MISE EN PLACE D'UN ESPACE VERT		1	0.4%
SOUTIEN POUR FAIRE L'ELEVAGE		1	0.4%
SOUTIEN POUR LA SANTE		1	0.4%
SOUTIEN POUR LA SANTE DE SA FILLE		1	0.4%
SUBVENTION		2	0.8%

q9322a_preciser_autre_besoin

Value	Label	Cases	Percentage
SUBVENTIONS DE L'APICULTURE, LATRINE,		1	0.4%
TRACER LES PISTES RURAUX.		1	0.4%
TRANFERT D'ARGENT		1	0.4%
TRICYCLE		1	0.4%
UN PUIT INTARISSABLE		1	0.4%
VIVRES		1	0.4%
WC COMMUNAUTA		1	0.4%

Warning: these figures indicate the number of cases found in the data file. They cannot be interpreted as summary statistics of the population of interest.

q96a_situat_alim_nutri_evolution

Information	[Type= discrete] [Format=numeric] [Range= 1-99] [Missing=*]
Statistics [NW/ W]	[Valid=6826 /-] [Invalid=9 /-]

Value	Label	Cases	Percentage
1		1450	21.2%
2		903	13.2%
3		1285	18.8%
88		2934	43.0%
99		254	3.7%
Sysmiss		9	

Warning: these figures indicate the number of cases found in the data file. They cannot be interpreted as summary statistics of the population of interest.

q96b_quel_raisons_princip

Information	[Type= discrete] [Format=character] [Missing=*]
Statistics [NW/ W]	[Valid=3638 /-]

q10a_montant_transfert_espece

Information	[Type= continuous] [Format=numeric] [Range= 0-24000000] [Missing=*]
Statistics [NW/ W]	[Valid=6826 /-] [Invalid=9 /-] [Mean=8979.821 /-] [StdDev=294210.528 /-]

q10b_frequence_transfert_esp

Information	[Type= discrete] [Format=numeric] [Range= 1-8] [Missing=*]
Statistics [NW/ W]	[Valid=483 /-] [Invalid=6352 /-]

Value	Label	Cases	Percentage
1		12	2.5%
2		14	2.9%
3		9	1.9%
4		85	17.6%
5		11	2.3%
6		115	23.8%
7		42	8.7%
8		195	40.4%

# q10b_frequence_transfert_esp			
Value	Label	Cases	Percentage
Systemmiss		6352	
<i>Warning: these figures indicate the number of cases found in the data file. They cannot be interpreted as summary statistics of the population of interest.</i>			
# q10c_transfert_regulier_esp			
Information		[Type= discrete] [Format=numeric] [Range= 0-1] [Missing=*]	
Statistics [NW/ W]		[Valid=288 /-] [Invalid=6547 /-]	
Value	Label	Cases	Percentage
0		165	57.3%
1		123	42.7%
Systemmiss		6547	
<i>Warning: these figures indicate the number of cases found in the data file. They cannot be interpreted as summary statistics of the population of interest.</i>			
# q11a_montant_transfert_nature			
Information		[Type= continuous] [Format=numeric] [Range= 0-1000000] [Missing=*]	
Statistics [NW/ W]		[Valid=6826 /-] [Invalid=9 /-] [Mean=1246.984 /-] [StdDev=17668.594 /-]	
# q11b_frequence_transfert_natur			
Information		[Type= discrete] [Format=numeric] [Range= 1-8] [Missing=*]	
Statistics [NW/ W]		[Valid=156 /-] [Invalid=6679 /-]	
Value	Label	Cases	Percentage
1		9	5.8%
2		9	5.8%
3		1	0.6%
4		25	16.0%
5		4	2.6%
6		23	14.7%
7		21	13.5%
8		64	41.0%
Systemmiss		6679	
<i>Warning: these figures indicate the number of cases found in the data file. They cannot be interpreted as summary statistics of the population of interest.</i>			
# q11c_transfert_regulier_natur			
Information		[Type= discrete] [Format=numeric] [Range= 0-1] [Missing=*]	
Statistics [NW/ W]		[Valid=92 /-] [Invalid=6743 /-]	
Value	Label	Cases	Percentage
0		74	80.4%
1		18	19.6%
Systemmiss		6743	
<i>Warning: these figures indicate the number of cases found in the data file. They cannot be interpreted as summary statistics of the population of interest.</i>			
# q12_nbre_repas_enfts			
Information		[Type= continuous] [Format=numeric] [Range= 0-366666666] [Missing=*]	
Statistics [NW/ W]		[Valid=6826 /-] [Invalid=9 /-] [Mean=85949.416 /-] [StdDev=5175230.076 /-]	
# q13_montant_transfert_informel			
Information		[Type= continuous] [Format=numeric] [Range= 0-3000000] [Missing=*]	
Statistics [NW/ W]		[Valid=6826 /-] [Invalid=9 /-] [Mean=9010.383 /-] [StdDev=59543.281 /-]	

# q14_nbre_association			
Information	[Type= continuous] [Format=numeric] [Range= 0-300000] [Missing=*]		
Statistics [NW/ W]	[Valid=6826 /-] [Invalid=9 /-] [Mean=58.385 /-] [StdDev=3791.218 /-]		
# q15_nbre_donateur			
Information	[Type= discrete] [Format=numeric] [Range= 0-5000] [Missing=*]		
Statistics [NW/ W]	[Valid=6826 /-] [Invalid=9 /-]		
Value	Label	Cases	Percentage
0		4070	59.6%
1		1276	18.7%
2		955	14.0%
3		360	5.3%
4		69	1.0%
5		50	0.7%
6		27	0.4%
7		3	0.0%
8		5	0.1%
9		1	0.0%
10		2	0.0%
11		1	0.0%
12		1	0.0%
20		2	0.0%
1500		1	0.0%
3000		1	0.0%
3500		1	0.0%
5000		1	0.0%
Sysmiss		9	
<i>Warning: these figures indicate the number of cases found in the data file. They cannot be interpreted as summary statistics of the population of interest.</i>			
# q16_donnees_anthropo			
Information	[Type= discrete] [Format=numeric] [Missing=*]		
Statistics [NW/ W]	[Valid=0 /-] [Invalid=6835 /-]		
Value	Label	Cases	Percentage
Sysmiss		6835	
<i>Warning: these figures indicate the number of cases found in the data file. They cannot be interpreted as summary statistics of the population of interest.</i>			
# callback			
Information	[Type= discrete] [Format=numeric] [Range= 0-1] [Missing=*]		
Statistics [NW/ W]	[Valid=6826 /-] [Invalid=9 /-]		
Value	Label	Cases	Percentage
0		60	0.9%
1		6766	99.1%
Sysmiss		9	
<i>Warning: these figures indicate the number of cases found in the data file. They cannot be interpreted as summary statistics of the population of interest.</i>			
# closeout			
Information	[Type= discrete] [Format=numeric] [Missing=*]		
Statistics [NW/ W]	[Valid=0 /-] [Invalid=6835 /-]		

# closeout			
Value	Label	Cases	Percentage
Sysmiss		6835	
<i>Warning: these figures indicate the number of cases found in the data file. They cannot be interpreted as summary statistics of the population of interest.</i>			
# Interview_End_Time			
Information	[Type= discrete] [Format=character] [Missing=*]		
Statistics [NW/ W]	[Valid=6835 /-] [Invalid=0 /-]		
# time			
Information	[Type= discrete] [Format=character] [Missing=*]		
Statistics [NW/ W]	[Valid=6835 /-] [Invalid=0 /-]		
Value	Label	Cases	Percentage
-0.999999998020		4	0.1%
-10.00000000116		1	0.0%
-10.9999999918:		2	0.0%
-1018.000000002:		1	0.0%
-102.0000000024:		1	0.0%
-1020.999999996:		1	0.0%
-103		1	0.0%
-105.0000000017:		1	0.0%
-105.999999997:		1	0.0%
-1067.999999997:		1	0.0%
-107.9999999958:		1	0.0%
-108.999999990:		1	0.0%
-1085		1	0.0%
-11.99999999720:		4	0.1%
-113.0000000016:		1	0.0%
-113.9999999996:		3	0.0%
-114.9999999976:		1	0.0%
-119.9999999982:		1	0.0%
-122.9999999975:		1	0.0%
-124.9999999988:		1	0.0%
-1246.000000001:		1	0.0%
-126.0000000020:		1	0.0%
-126.9999999948:		1	0.0%
-129.0000000013:		1	0.0%
-129.9999999994		1	0.0%
-13		2	0.0%
-132.9999999987		1	0.0%
-1323.000000001:		1	0.0%
-137.9999999993:		1	0.0%
-138.9999999973:		1	0.0%
-139.0000000025:		2	0.0%
-14.00000000372:		1	0.0%
-14.99999999650:		1	0.0%
-1406.999999997:		1	0.0%
-1413.000000001:		1	0.0%

# time			
Value	Label	Cases	Percentage
-145.00000000110		1	0.0%
-145.9999999991:		1	0.0%
-148		1	0.0%
-15.99999999976		2	0.0%
-150.99999999970		1	0.0%
-151.99999999977:		1	0.0%
-152.0000000030:		1	0.0%
-153.0000000010:		1	0.0%
-155.0000000023:		2	0.0%
-156		1	0.0%
-16.999999999778:		1	0.0%
-160.0000000029		1	0.0%
-164		1	0.0%
-164.9999999982:		1	0.0%
-166.0000000015		1	0.0%
-17.000000003020		1	0.0%
-17.99999999580:		1	0.0%
-173.0000000033		1	0.0%
-176.0000000026		1	0.0%
-18.00000000104		1	0.0%
-18.99999999906:		2	0.0%
-180.9999999980:		1	0.0%
-182.99999999930		1	0.0%
-186.9999999966:		1	0.0%
-188.99999999790		1	0.0%
-19.99999999708:		2	0.0%
-190.9999999991:		1	0.0%
-193		1	0.0%
-195.99999999970		2	0.0%
-198.0000000010:		1	0.0%
-199.99999999970:		1	0.0%
-2.000000001280:		3	0.0%
-2.999999999301:		1	0.0%
-20.00000000232:		1	0.0%
-203.9999999996:		1	0.0%
-205.9999999956:		1	0.0%
-206		1	0.0%
-206.9999999989:		2	0.0%
-211.9999999995:		1	0.0%
-212.99999999975:		1	0.0%
-214.9999999988:		1	0.0%
-216.0000000020:		1	0.0%
-217.9999999981:		1	0.0%
-219.0000000013:		1	0.0%
-219.9999999994		1	0.0%

# time			
Value	Label	Cases	Percentage
-22.00000000360:		1	0.0%
-22.99999999639		2	0.0%
-222		2	0.0%
-222.9999999987		1	0.0%
-223.9999999967:		2	0.0%
-23.99999999650		2	0.0%
-235.00000000110		1	0.0%
-236.99999999720		1	0.0%
-239.99999999650		1	0.0%
-248.9999999996:		1	0.0%
-25.000000002910		1	0.0%
-251		2	0.0%
-252.00000000410		1	0.0%
-253.0000000022		1	0.0%
-254.9999999982:		1	0.0%
-256.9999999995:		1	0.0%
-259		2	0.0%
-26		3	0.0%
-26.99999999895:		1	0.0%
-260.9999999968:		1	0.0%
-261.00000000200		1	0.0%
-262.9999999981:		1	0.0%
-264.00000000130		1	0.0%
-27.99999999697:		1	0.0%
-270		1	0.0%
-270.9999999980:		1	0.0%
-272.0000000012:		1	0.0%
-272.99999999930		1	0.0%
-275.99999999860		2	0.0%
-277.9999999998:		1	0.0%
-279.9999999959:		1	0.0%
-28.00000000221		2	0.0%
-281.0000000044:		2	0.0%
-281.99999999720		1	0.0%
-282.9999999952:		1	0.0%
-284.99999999650		1	0.0%
-285.99999999970		1	0.0%
-29		3	0.0%
-299		1	0.0%
-299.9999999982:		1	0.0%
-3.999999997322:		3	0.0%
-30.00000000349:		3	0.0%
-30.99999999627:		1	0.0%
-304		1	0.0%
-307		1	0.0%

# time			
Value	Label	Cases	Percentage
-309.0000000013		1	0.0%
-31.00000000151		2	0.0%
-31.9999999953		4	0.1%
-310.0000000046		1	0.0%
-314.0000000019		2	0.0%
-316.0000000032		1	0.0%
-317.0000000012		1	0.0%
-317.999999993		2	0.0%
-318.9999999973		1	0.0%
-32.99999999755		1	0.0%
-320		1	0.0%
-321.9999999966		1	0.0%
-322.0000000018		2	0.0%
-322.999999998		2	0.0%
-328		1	0.0%
-329.0000000037		1	0.0%
-33.00000000279		1	0.0%
-33.99999999557		2	0.0%
-332.0000000030		1	0.0%
-332.9999999958		1	0.0%
-333.0000000010		1	0.0%
-333.999999990		1	0.0%
-336.9999999983		1	0.0%
-337.0000000036		1	0.0%
-338.0000000016		1	0.0%
-341		1	0.0%
-341.9999999989		2	0.0%
-344		1	0.0%
-346.0000000015		1	0.0%
-349		1	0.0%
-35.99999999685		1	0.0%
-352.9999999981		1	0.0%
-354.999999994		1	0.0%
-356.0000000026		1	0.0%
-357		1	0.0%
-359.0000000019		1	0.0%
-36.00000000209		2	0.0%
-360.9999999980		2	0.0%
-362.0000000012		1	0.0%
-363.0000000045		1	0.0%
-365		1	0.0%
-37		5	0.1%
-375.0000000017		1	0.0%
-375.999999997		1	0.0%
-378.0000000010		1	0.0%

# time			
Value	Label	Cases	Percentage
-38.99999999615:		1	0.0%
-384.9999999976:		2	0.0%
-386.9999999989:		1	0.0%
-387.0000000041:		1	0.0%
-39.0000000139:		2	0.0%
-39.9999999941:		2	0.0%
-393.9999999955:		1	0.0%
-398.0000000033:		1	0.0%
-4.00000002561		2	0.0%
-402		1	0.0%
-403.9999999967:		1	0.0%
-41.0000000267:		1	0.0%
-412.000000018:		1	0.0%
-415.999999991:		1	0.0%
-417.000000024:		2	0.0%
-418.9999999984:		1	0.0%
-42		3	0.0%
-42.99999999871:		2	0.0%
-421.9999999977:		2	0.0%
-423.999999990:		2	0.0%
-424.9999999970:		1	0.0%
-426.9999999983:		1	0.0%
-430.0000000029		1	0.0%
-431		3	0.0%
-434.9999999982:		1	0.0%
-438.0000000027:		1	0.0%
-44.0000000197:		1	0.0%
-440.9999999968:		1	0.0%
-442		2	0.0%
-444.0000000013:		1	0.0%
-45		3	0.0%
-451.0000000032:		1	0.0%
-454.0000000025:		1	0.0%
-46.99999999604		1	0.0%
-47.0000000128:		1	0.0%
-472.9999999963:		1	0.0%
-474.9999999976:		1	0.0%
-49.00000000256		1	0.0%
-496.9999999960:		1	0.0%
-5		4	0.1%
-5.999999998603:		1	0.0%
-502.0000000018:		1	0.0%
-508		1	0.0%
-513.999999990:		1	0.0%
-518.999999996:		1	0.0%

# time			
Value	Label	Cases	Percentage
-52.9999999988:		1	0.0%
-526.999999995:		1	0.0%
-537		1	0.0%
-537.9999999987		1	0.0%
-539.000000019'		1	0.0%
-542.000000012:		1	0.0%
-542.9999999930		1	0.0%
-543.999999973:		1	0.0%
-545		1	0.0%
-55.9999999918:		1	0.0%
-56.9999999720		1	0.0%
-577		1	0.0%
-58.9999999848		2	0.0%
-598.999999984:		1	0.0%
-6.00000003841'		1	0.0%
-6.99999996623'		1	0.0%
-603.999999990		1	0.0%
-621.000000020'		1	0.0%
-622.999999981:		1	0.0%
-630.999999980:		1	0.0%
-635		1	0.0%
-645.999999970		1	0.0%
-646.999999977:		1	0.0%
-648.999999990		1	0.0%
-652.999999963'		1	0.0%
-664.999999988:		1	0.0%
-667.999999981:		1	0.0%
-67.0000000360:		1	0.0%
-68.0000000162'		1	0.0%
-68.99999999650		1	0.0%
-682.0000000180		2	0.0%
-690.9999999970		1	0.0%
-695.000000023:		1	0.0%
-7.000000018620		2	0.0%
-7.99999999883:		3	0.0%
-701		1	0.0%
-707.999999975:		1	0.0%
-708.000000027'		2	0.0%
-710.999999968:		1	0.0%
-712.999999981:		1	0.0%
-713.000000033'		1	0.0%
-714.999999994		1	0.0%
-72.9999999697:		1	0.0%
-721.000000032:		1	0.0%
-73.0000000221		1	0.0%

# time			
Value	Label	Cases	Percentage
-730.00000000110		1	0.0%
-737.0000000030:		1	0.0%
-74		1	0.0%
-76.00000000151:		1	0.0%
-761.0000000026'		1	0.0%
-771.0000000038-		1	0.0%
-78.00000000279:		1	0.0%
-79		1	0.0%
-79.9999999883:		2	0.0%
-809.0000000019'		1	0.0%
-81.00000000209:		1	0.0%
-837.0000000041'		1	0.0%
-84.000000001390		2	0.0%
-847.999999981:		1	0.0%
-853.999999967-		1	0.0%
-865.00000000110		1	0.0%
-869.0000000037:		1	0.0%
-87		1	0.0%
-892.999999981:		1	0.0%
-9.000000003143:		1	0.0%
-90		1	0.0%
-927.0000000041'		1	0.0%
-93.9999999732:		1	0.0%
-931.999999995:		1	0.0%
-945		1	0.0%
-95.9999999860:		1	0.0%
-97.00000000186:		1	0.0%
0		13	0.2%
0.999999980209		6	0.1%
1.0000000032596		5	0.1%
1.999999960418		3	0.0%
10.000000001164		35	0.5%
10.99999999185		69	1.0%
100.00000000116		12	0.2%
100.9999999918		4	0.1%
101.9999999720		2	0.0%
102.00000000244		7	0.1%
102.9999999522		2	0.0%
103		4	0.1%
103.9999999848		8	0.1%
104.00000000372		2	0.0%
104.9999999650		2	0.0%
105.9999999976		8	0.1%
106.9999999778		2	0.0%
107.00000000302		2	0.0%

# time			
Value	Label	Cases	Percentage
107.9999999580		1	0.0%
108.0000000104		5	0.1%
108.9999999906		5	0.1%
109.9999999708		1	0.0%
11.00000004423		9	0.1%
11.99999997206		24	0.4%
110.0000000232		2	0.0%
110.9999999511		1	0.0%
111		5	0.1%
111.9999999837		2	0.0%
112.0000000360		1	0.0%
112.9999999639		1	0.0%
113.0000000162		3	0.0%
113.9999999965		3	0.0%
114.9999999767		3	0.0%
115.0000000291		2	0.0%
116.9999999895		3	0.0%
117.0000000419		1	0.0%
117.9999999697		1	0.0%
118.0000000221		3	0.0%
119		2	0.0%
119.9999999825		4	0.1%
12.00000002444		40	0.6%
12.99999995226		8	0.1%
120.0000000349		1	0.0%
120.9999999627		1	0.0%
121.0000000151		5	0.1%
121.9999999953		5	0.1%
122.0000000477		1	0.0%
122.9999999755		1	0.0%
123.0000000279		1	0.0%
123.9999999557		1	0.0%
124		6	0.1%
124.9999999883		4	0.1%
125.0000000407		2	0.0%
125.9999999685		2	0.0%
127		3	0.0%
127.9999999813		2	0.0%
129.0000000139		7	0.1%
129.9999999941		2	0.0%
13		85	1.2%
13.99999998486		79	1.2%
130.9999999743		4	0.1%
131.0000000267		2	0.0%
132		2	0.0%

# time			
Value	Label	Cases	Percentage
132.9999999871		7	0.1%
133.0000000395		1	0.0%
134.0000000197		4	0.1%
135		4	0.1%
135.9999999802		2	0.0%
136.9999999604		1	0.0%
137.0000000128		5	0.1%
137.9999999930		2	0.0%
138.9999999732		3	0.0%
139.0000000256		2	0.0%
14.00000003725		37	0.5%
14.99999996507		32	0.5%
140		1	0.0%
140.9999999860		3	0.0%
141.0000000384		1	0.0%
142.0000000186		2	0.0%
142.9999999988		3	0.0%
143.00000000512		1	0.0%
144.0000000314		4	0.1%
145.0000000116		4	0.1%
145.9999999918		3	0.0%
146.0000000442		2	0.0%
146.9999999720		1	0.0%
147.0000000244		2	0.0%
147.9999999522		1	0.0%
148		1	0.0%
148.9999999848		2	0.0%
149.0000000372		1	0.0%
15.00000001746		101	1.5%
15.99999999767		126	1.8%
150.0000000174		2	0.0%
150.9999999976		2	0.0%
153.0000000104		2	0.0%
153.9999999906		1	0.0%
154.9999999708		1	0.0%
156		1	0.0%
156.9999999837		4	0.1%
157.0000000360		1	0.0%
158.0000000162		2	0.0%
158.9999999965		1	0.0%
159.9999999767		2	0.0%
16.00000005005		3	0.0%
16.99999997788		99	1.4%
160.0000000291		2	0.0%
160.9999999569		1	0.0%

# time			
Value	Label	Cases	Percentage
161		2	0.0%
162.9999999697		1	0.0%
164		3	0.0%
164.9999999825		3	0.0%
165.0000000349		1	0.0%
165.9999999627		2	0.0%
166.0000000151		1	0.0%
166.9999999953		3	0.0%
167.9999999755		2	0.0%
169		3	0.0%
17.00000003026		69	1.0%
17.99999995809		26	0.4%
170.9999999685		1	0.0%
171.0000000209		2	0.0%
172		2	0.0%
172.9999999813		1	0.0%
173.0000000337		1	0.0%
174.0000000139		4	0.1%
175.9999999743		1	0.0%
176.0000000267		1	0.0%
177		2	0.0%
177.9999999871		1	0.0%
179.0000000197		1	0.0%
18.00000001047		97	1.4%
18.99999999068		103	1.5%
180		3	0.0%
181.0000000325		1	0.0%
181.9999999604		1	0.0%
183.0000000454		1	0.0%
185.9999999860		1	0.0%
187.0000000186		2	0.0%
188.9999999790		4	0.1%
189.9999999592		1	0.0%
19.00000004307		26	0.4%
19.99999997089		69	1.0%
191.0000000442		1	0.0%
191.9999999720		1	0.0%
192.0000000244		1	0.0%
192.9999999522		1	0.0%
193.9999999848		1	0.0%
194.9999999650		1	0.0%
195.0000000174		1	0.0%
195.9999999976		3	0.0%
197.9999999580		1	0.0%
198.9999999906		1	0.0%

# time			
Value	Label	Cases	Percentage
199.9999999708		1	0.0%
2.000000012805		6	0.1%
2.999999993015		7	0.1%
20.00000002328		59	0.9%
20.99999995110		9	0.1%
200.0000000232		1	0.0%
201		1	0.0%
201.9999999837		1	0.0%
203.9999999965		1	0.0%
205.9999999569		1	0.0%
206		2	0.0%
206.9999999895		2	0.0%
207.0000000419		1	0.0%
207.9999999697		1	0.0%
208.9999999499		1	0.0%
21		131	1.9%
21.99999998370		80	1.2%
210.9999999627		1	0.0%
212.9999999755		1	0.0%
213.0000000279		1	0.0%
214		1	0.0%
217		2	0.0%
217.9999999813		1	0.0%
218.0000000337		3	0.0%
219.0000000139		2	0.0%
219.9999999941		1	0.0%
22.00000003608		48	0.7%
22.99999996391		30	0.4%
220.9999999743		1	0.0%
222		6	0.1%
222.9999999871		1	0.0%
223.9999999674		2	0.0%
224.0000000197		2	0.0%
225		5	0.1%
226.0000000325		1	0.0%
226.9999999604		1	0.0%
227.0000000128		1	0.0%
227.9999999930		2	0.0%
228.9999999732		1	0.0%
229.9999999534		1	0.0%
23.00000001629		103	1.5%
23.9999999650		135	2.0%
232.9999999988		1	0.0%
233.9999999790		2	0.0%
234.9999999592		1	0.0%

# time			
Value	Label	Cases	Percentage
235.00000000116		1	0.0%
237.00000000244		1	0.0%
238.99999999848		1	0.0%
24.000000004889		9	0.1%
24.999999997671		84	1.2%
241.99999999778		1	0.0%
242.00000000302		1	0.0%
242.99999999580		1	0.0%
243.00000000104		2	0.0%
243.99999999906		1	0.0%
245.00000000232		1	0.0%
246		1	0.0%
247.99999999639		1	0.0%
248.00000000162		2	0.0%
248.99999999965		2	0.0%
249.99999999767		4	0.1%
25.000000002910		58	0.8%
25.999999995692		29	0.4%
250.99999999569		1	0.0%
251.99999999895		3	0.0%
253.00000000221		1	0.0%
254.99999999825		1	0.0%
255.00000000349		1	0.0%
255.99999999627		1	0.0%
256.99999999953		1	0.0%
258.00000000279		1	0.0%
259.99999999883		2	0.0%
26		120	1.8%
26.999999998952		78	1.1%
261.00000000209		2	0.0%
263.00000000337		2	0.0%
264.00000000139		2	0.0%
265.99999999743		1	0.0%
266.00000000267		1	0.0%
266.99999999545		1	0.0%
267		1	0.0%
268.99999999674		1	0.0%
269.00000000197		4	0.1%
27.000000004190		31	0.5%
27.999999996973		53	0.8%
272.99999999930		1	0.0%
273.99999999732		1	0.0%
274.00000000256		3	0.0%
275		2	0.0%
275.99999999860		2	0.0%

# time			
Value	Label	Cases	Percentage
277.9999999988		2	0.0%
28.00000002211		70	1.0%
28.99999994994		6	0.1%
280.0000000116		1	0.0%
280.9999999918		3	0.0%
281.9999999720		1	0.0%
282.9999999522		1	0.0%
283		2	0.0%
285.9999999976		3	0.0%
286.9999999778		1	0.0%
288.0000000104		1	0.0%
288.9999999906		2	0.0%
29		107	1.6%
29.99999998253		82	1.2%
290.0000000232		1	0.0%
291		1	0.0%
291.9999999837		2	0.0%
293.9999999965		1	0.0%
295.9999999569		1	0.0%
296		2	0.0%
296.9999999895		2	0.0%
299.9999999825		1	0.0%
3.000000045401		1	0.0%
3.999999973224		4	0.1%
30.00000003492		38	0.6%
30.99999996274		38	0.6%
301.0000000151		1	0.0%
301.9999999953		3	0.0%
302.9999999755		1	0.0%
305.0000000407		1	0.0%
307		1	0.0%
309.9999999941		1	0.0%
31.00000001513		72	1.1%
31.99999999534		98	1.4%
310.9999999743		1	0.0%
311.9999999545		2	0.0%
312.9999999871		2	0.0%
313.0000000395		1	0.0%
314.0000000197		1	0.0%
315		2	0.0%
316.0000000325		1	0.0%
316.9999999604		1	0.0%
317.0000000128		1	0.0%
319.0000000256		1	0.0%
32.00000004773		9	0.1%

# time			
Value	Label	Cases	Percentage
32.99999997555		52	0.8%
320		1	0.0%
320.9999999860		2	0.0%
322.9999999988		1	0.0%
325.0000000116		1	0.0%
325.9999999918		4	0.1%
328.9999999848		1	0.0%
329.0000000372		1	0.0%
33.00000002793		55	0.8%
33.99999995576		15	0.2%
330.9999999976		3	0.0%
332.9999999580		1	0.0%
333.9999999906		1	0.0%
334.9999999708		1	0.0%
337.0000000360		1	0.0%
338.0000000162		1	0.0%
339.9999999767		1	0.0%
34		92	1.3%
34.99999998835		86	1.3%
341		1	0.0%
344		1	0.0%
344.9999999825		1	0.0%
346.9999999953		3	0.0%
347.9999999755		2	0.0%
349		1	0.0%
35.00000004074		31	0.5%
35.99999996856		34	0.5%
351.0000000209		1	0.0%
352		1	0.0%
353.9999999615		1	0.0%
354.0000000139		2	0.0%
354.9999999941		2	0.0%
357		1	0.0%
357.9999999871		1	0.0%
359.0000000197		1	0.0%
36.00000002095		71	1.0%
36.99999994877		3	0.0%
360.9999999802		1	0.0%
362.0000000128		1	0.0%
362.9999999930		1	0.0%
363.0000000454		1	0.0%
363.9999999732		2	0.0%
364.0000000256		1	0.0%
365.9999999860		2	0.0%
366.9999999662		1	0.0%

# time			
Value	Label	Cases	Percentage
367.00000000186		1	0.0%
367.99999999988		2	0.0%
37		80	1.2%
37.999999998137		61	0.9%
373		1	0.0%
373.99999999848		2	0.0%
375.99999999976		1	0.0%
377.99999999580		1	0.0%
378.00000000104		1	0.0%
379.99999999708		1	0.0%
38.000000003376		34	0.5%
38.999999996158		17	0.2%
382.99999999639		2	0.0%
383.99999999965		2	0.0%
384.00000000488		1	0.0%
388.00000000221		1	0.0%
389		1	0.0%
389.99999999825		1	0.0%
39.000000001396		59	0.9%
39.99999999417		105	1.5%
391.99999999953		1	0.0%
394.99999999883		1	0.0%
395.00000000407		1	0.0%
395.99999999685		2	0.0%
396.00000000209		1	0.0%
397		1	0.0%
397.99999999813		1	0.0%
399.99999999941		1	0.0%
4.0000000025611		3	0.0%
40.000000004656		10	0.1%
40.999999997438		42	0.6%
401.00000000267		1	0.0%
402.99999999871		2	0.0%
403.00000000395		1	0.0%
404.00000000197		1	0.0%
405		4	0.1%
406.00000000325		1	0.0%
407.99999999930		1	0.0%
408.00000000454		1	0.0%
41.000000002677		38	0.6%
41.999999995459		9	0.1%
410		1	0.0%
410.99999999860		1	0.0%
413.99999999790		1	0.0%
414.00000000314		2	0.0%

# time			
Value	Label	Cases	Percentage
417.9999999522		1	0.0%
419.9999999650		1	0.0%
42		83	1.2%
42.99999998719		70	1.0%
421.9999999778		1	0.0%
422.0000000302		1	0.0%
423.9999999906		1	0.0%
426		2	0.0%
428.9999999965		2	0.0%
43.00000003958		15	0.2%
43.99999996740		31	0.5%
431		1	0.0%
433.0000000221		1	0.0%
434.9999999825		1	0.0%
435.0000000349		1	0.0%
436.0000000151		2	0.0%
436.9999999953		2	0.0%
438.0000000279		1	0.0%
438.9999999557		1	0.0%
439.9999999883		1	0.0%
44.00000001979		44	0.6%
441.0000000209		1	0.0%
442		3	0.0%
442.9999999813		1	0.0%
443.9999999615		2	0.0%
444.9999999941		1	0.0%
445.9999999743		1	0.0%
446.0000000267		2	0.0%
447.9999999871		1	0.0%
45		115	1.7%
45.99999998020		44	0.6%
451.0000000325		1	0.0%
452.9999999930		2	0.0%
455		1	0.0%
457.0000000186		3	0.0%
46.00000003259		25	0.4%
46.99999996041		27	0.4%
460.9999999918		1	0.0%
461.9999999720		1	0.0%
464.9999999650		1	0.0%
466.9999999778		1	0.0%
468.0000000104		1	0.0%
468.9999999906		2	0.0%
47.00000001280		69	1.0%
47.99999999301		52	0.8%

# time			
Value	Label	Cases	Percentage
473.00000000162		1	0.0%
474.9999999767		1	0.0%
476.9999999895		1	0.0%
477.9999999697		1	0.0%
479		2	0.0%
48.00000004540		9	0.1%
48.99999997322		24	0.4%
481.9999999953		3	0.0%
484		2	0.0%
484.9999999883		2	0.0%
488.0000000337		1	0.0%
49.00000002561		35	0.5%
49.99999995343		6	0.1%
491.0000000267		1	0.0%
492		1	0.0%
497.0000000128		1	0.0%
497.9999999930		1	0.0%
498.9999999732		1	0.0%
499.0000000256		1	0.0%
499.9999999534		1	0.0%
5		10	0.1%
5.999999986030		5	0.1%
50		58	0.8%
50.99999998603		42	0.6%
500		1	0.0%
500.9999999860		2	0.0%
502.0000000186		1	0.0%
508		2	0.0%
509.9999999650		1	0.0%
51.00000003841		16	0.2%
51.99999996623		26	0.4%
510.0000000174		1	0.0%
510.9999999976		1	0.0%
512.9999999580		1	0.0%
516		1	0.0%
517.0000000360		1	0.0%
518.9999999965		1	0.0%
52.00000001862		44	0.6%
52.99999999883		68	1.0%
524		1	0.0%
526.0000000151		1	0.0%
526.9999999953		1	0.0%
529.9999999883		1	0.0%
53.00000005122		1	0.0%
53.99999997904		27	0.4%

# time			
Value	Label	Cases	Percentage
534.00000000139		1	0.0%
534.99999999941		1	0.0%
54.000000003143		20	0.3%
54.999999995925		6	0.1%
545.99999999860		1	0.0%
547.00000000186		2	0.0%
547.99999999988		1	0.0%
55.000000001164		58	0.8%
55.999999999185		34	0.5%
551.99999999720		1	0.0%
552.00000000244		1	0.0%
553		1	0.0%
555.00000000174		1	0.0%
556.99999999778		1	0.0%
558.00000000104		2	0.0%
56.000000004423		7	0.1%
56.999999997206		23	0.3%
563.99999999965		1	0.0%
566.99999999895		1	0.0%
567.99999999697		1	0.0%
569		2	0.0%
57.000000002444		19	0.3%
57.999999995226		5	0.1%
574		1	0.0%
575.00000000407		1	0.0%
576.00000000209		1	0.0%
578.00000000337		1	0.0%
58		42	0.6%
58.999999998486		31	0.5%
582		1	0.0%
582.99999999871		1	0.0%
59.000000003725		15	0.2%
59.999999996507		10	0.1%
592.00000000186		3	0.0%
593.99999999790		1	0.0%
596.99999999720		1	0.0%
597.00000000244		1	0.0%
598		1	0.0%
6.0000000038417		2	0.0%
6.9999999966239		4	0.1%
60.000000001746		26	0.4%
60.99999999767		32	0.5%
604.00000000430		1	0.0%
609.99999999767		1	0.0%
61.999999997788		16	0.2%

# time			
Value	Label	Cases	Percentage
610.00000000291		1	0.0%
611		1	0.0%
612.9999999697		1	0.0%
614.9999999825		1	0.0%
615.9999999627		1	0.0%
617.9999999755		1	0.0%
62.000000003026		20	0.3%
62.99999995809		7	0.1%
621.00000000209		1	0.0%
622		1	0.0%
624.00000000139		1	0.0%
624.9999999941		1	0.0%
629.00000000197		2	0.0%
63.000000001047		33	0.5%
63.99999999068		20	0.3%
630.9999999802		1	0.0%
631.9999999604		1	0.0%
632.9999999930		1	0.0%
635		1	0.0%
635.9999999860		1	0.0%
638.9999999790		1	0.0%
64.000000004307		7	0.1%
64.99999997089		24	0.4%
640.00000000116		1	0.0%
643		1	0.0%
645.00000000174		1	0.0%
645.9999999976		1	0.0%
648.00000000104		1	0.0%
65.000000002328		21	0.3%
65.99999995110		2	0.0%
650.9999999511		1	0.0%
651		3	0.0%
654.9999999767		1	0.0%
658.9999999499		1	0.0%
66		26	0.4%
66.99999998370		21	0.3%
661.9999999953		1	0.0%
662.9999999755		1	0.0%
664		1	0.0%
664.9999999883		1	0.0%
666.00000000209		1	0.0%
668.00000000337		1	0.0%
67.000000003608		6	0.1%
67.99999996391		11	0.2%
673.00000000395		1	0.0%

# time			
Value	Label	Cases	Percentage
675.9999999802		1	0.0%
676.0000000325		1	0.0%
677.0000000128		1	0.0%
679.9999999534		1	0.0%
68.00000001629		11	0.2%
68.99999999650		27	0.4%
681.0000000384		1	0.0%
682.0000000186		1	0.0%
682.9999999988		1	0.0%
685.9999999918		1	0.0%
688.9999999848		1	0.0%
69.00000004889		4	0.1%
69.99999997671		15	0.2%
693.0000000104		1	0.0%
693.9999999906		1	0.0%
7.000000018626		7	0.1%
7.999999998835		21	0.3%
70.00000002910		14	0.2%
70.99999995692		4	0.1%
700.9999999569		1	0.0%
706.0000000151		1	0.0%
706.9999999953		1	0.0%
709.9999999883		1	0.0%
71		24	0.4%
71.99999998952		8	0.1%
712		1	0.0%
716.0000000267		1	0.0%
717		1	0.0%
719.0000000197		1	0.0%
72.00000004190		4	0.1%
72.99999996973		12	0.2%
727.9999999988		1	0.0%
73.00000002211		13	0.2%
733		1	0.0%
735.9999999976		1	0.0%
74		26	0.4%
74.99999998253		15	0.2%
740.0000000232		1	0.0%
742.9999999639		1	0.0%
749		1	0.0%
75.00000003492		14	0.2%
75.99999996274		8	0.1%
751.0000000151		1	0.0%
756.0000000209		1	0.0%
759.0000000139		1	0.0%

# time			
Value	Label	Cases	Percentage
759.9999999941		1	0.0%
76.00000001513		12	0.2%
76.99999999534		26	0.4%
763.9999999674		1	0.0%
764.0000000197		1	0.0%
77.00000004773		3	0.0%
77.99999997555		14	0.2%
78.00000002793		13	0.2%
78.99999995576		2	0.0%
781.9999999778		1	0.0%
783.0000000104		1	0.0%
79		10	0.1%
79.99999998835		13	0.2%
8.999999979045		17	0.2%
80.00000004074		8	0.1%
80.99999996856		4	0.1%
81.00000002095		8	0.1%
81.99999994877		1	0.0%
82		13	0.2%
82.99999998137		9	0.1%
828.9999999906		1	0.0%
83.00000003376		1	0.0%
83.99999996158		7	0.1%
84.00000001396		7	0.1%
84.99999999417		10	0.1%
849.9999999941		1	0.0%
85.00000004656		2	0.0%
85.99999997438		7	0.1%
86.00000002677		6	0.1%
86.99999995459		2	0.0%
87		8	0.1%
87.99999998719		10	0.1%
874.9999999708		1	0.0%
88.00000003958		2	0.0%
88.99999996740		4	0.1%
89.00000001979		3	0.0%
9.000000031432		15	0.2%
9.999999959254		12	0.2%
90		13	0.2%
90.99999998020		10	0.1%
91.00000003259		5	0.1%
91.99999996041		3	0.0%
92.00000001280		7	0.1%
92.99999999301		6	0.1%
93.00000004540		3	0.0%

# time			
Value	Label	Cases	Percentage
93.99999997322		5	0.1%
94.00000002561		7	0.1%
94.99999995343		1	0.0%
95		5	0.1%
95.99999998603		1	0.0%
96.00000003841		1	0.0%
96.99999996623		5	0.1%
97.00000001862		4	0.1%
97.99999999883		9	0.1%
98.99999997904		9	0.1%
99.00000003143		3	0.0%
99.99999995925		1	0.0%
<i>Warning: these figures indicate the number of cases found in the data file. They cannot be interpreted as summary statistics of the population of interest.</i>			
# id: _id			
Information	[Type= continuous] [Format=numeric] [Range= 537597093-542381862] [Missing=*]		
Statistics [NW/ W]	[Valid=6835 /-] [Invalid=0 /-] [Mean=539084212.626 /-] [StdDev=694809.971 /-]		
# uuid: _uuid			
Information	[Type= discrete] [Format=character] [Missing=*]		
Statistics [NW/ W]	[Valid=6835 /-] [Invalid=0 /-]		
# submission_time: _submission_time			
Information	[Type= continuous] [Format=numeric] [Range= 45348.3303240741-45361.7625462963] [Missing=*]		
Statistics [NW/ W]	[Valid=6835 /-] [Invalid=0 /-] [Mean=45351.947 /-] [StdDev=1.891 /-]		
# validation_status: _validation_status			
Information	[Type= discrete] [Format=numeric] [Missing=*]		
Statistics [NW/ W]	[Valid=0 /-] [Invalid=6835 /-]		
Value	Label	Cases	Percentage
Sysmiss		6835	
<i>Warning: these figures indicate the number of cases found in the data file. They cannot be interpreted as summary statistics of the population of interest.</i>			
# notes: _notes			
Information	[Type= discrete] [Format=numeric] [Missing=*]		
Statistics [NW/ W]	[Valid=0 /-] [Invalid=6835 /-]		
Value	Label	Cases	Percentage
Sysmiss		6835	
<i>Warning: these figures indicate the number of cases found in the data file. They cannot be interpreted as summary statistics of the population of interest.</i>			
# status: _status			
Information	[Type= discrete] [Format=character] [Missing=*]		
Statistics [NW/ W]	[Valid=6835 /-] [Invalid=0 /-]		
Value	Label	Cases	Percentage
submitted_via_we		6835	100.0%
<i>Warning: these figures indicate the number of cases found in the data file. They cannot be interpreted as summary statistics of the population of interest.</i>			

# submitted_by: _submitted_by			
Information	[Type= discrete] [Format=numeric] [Missing=*]		
Statistics [NW/ W]	[Valid=0 /-] [Invalid=6835 /-]		
Value	Label	Cases	Percentage
Sysmiss		6835	
<i>Warning: these figures indicate the number of cases found in the data file. They cannot be interpreted as summary statistics of the population of interest.</i>			
# version: __version__			
Information	[Type= discrete] [Format=character] [Missing=*]		
Statistics [NW/ W]	[Valid=6835 /-] [Invalid=0 /-]		
Value	Label	Cases	Percentage
v5jC2z5FBrqmR\$		6835	100.0%
<i>Warning: these figures indicate the number of cases found in the data file. They cannot be interpreted as summary statistics of the population of interest.</i>			
# tags: _tags			
Information	[Type= discrete] [Format=numeric] [Missing=*]		
Statistics [NW/ W]	[Valid=0 /-] [Invalid=6835 /-]		
Value	Label	Cases	Percentage
Sysmiss		6835	
<i>Warning: these figures indicate the number of cases found in the data file. They cannot be interpreted as summary statistics of the population of interest.</i>			
# index: _index			
Information	[Type= continuous] [Format=numeric] [Range= 1-6835] [Missing=*]		
Statistics [NW/ W]	[Valid=6835 /-] [Invalid=0 /-] [Mean=3418 /-] [StdDev=1973.239 /-]		